

Jigawa State Government

2024 Citizens Budget

(English/Hausa Version)

Keeping People informed

“The Budget for a Greater Jigawa”

Ilmantar Da Al’umma Kasafin Kudi Na 2024

“Domin Inganta Jihar Jigawa”

Budget

Compiled by:

Ministry of Budget and Economic Planning
Block A, New State Secretariat Complex,
Takur Dutse, Jigawa State.

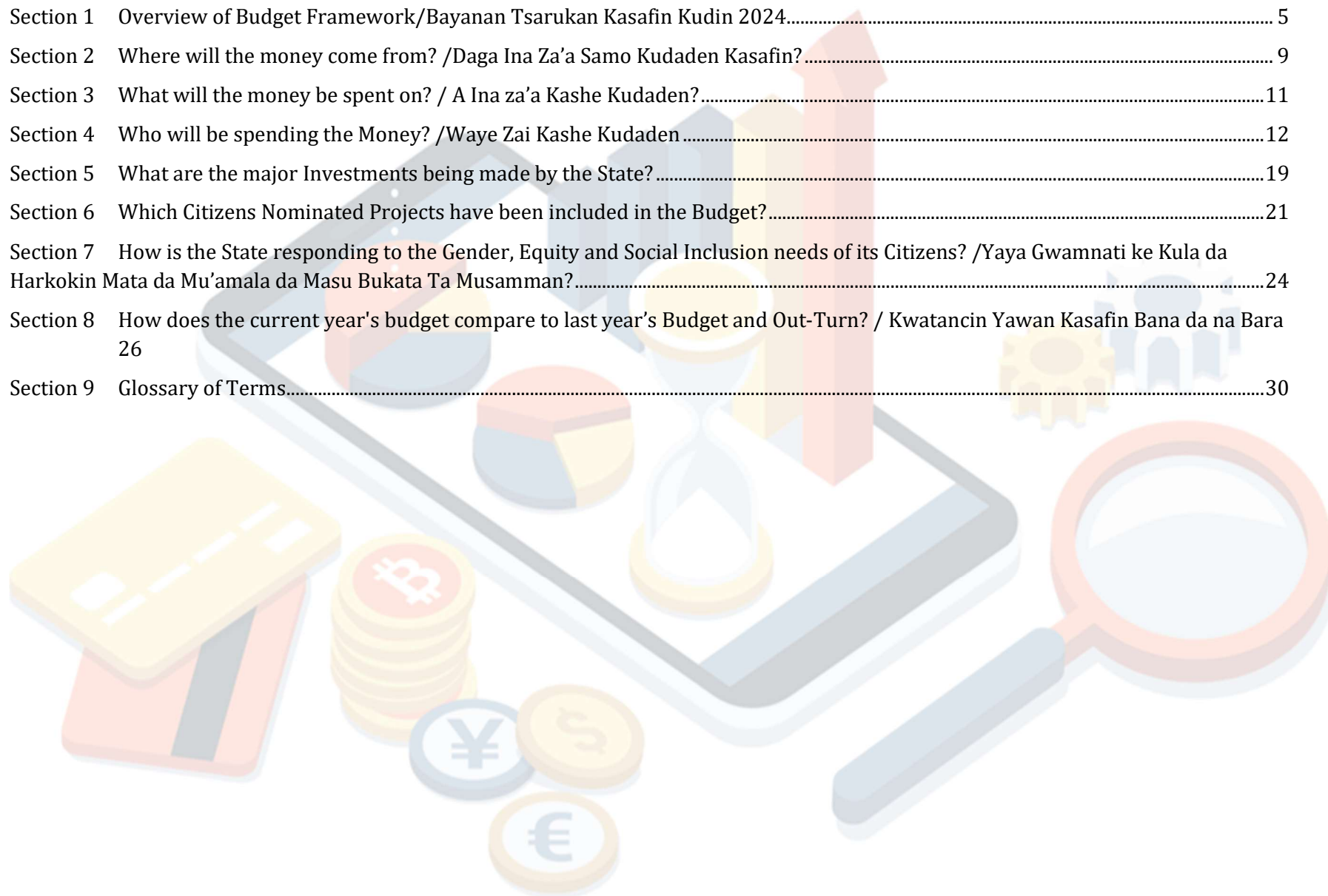
Published: 20th March, 2024

www.jsbepd.org

www.jigawastate.gov.ng

Table of Contents

Budget Policy Overview/Bayanan Manufofin Kasafin Kudin 2024.....	4
Section 1 Overview of Budget Framework/Bayanan Tsarukan Kasafin Kudin 2024.....	5
Section 2 Where will the money come from? /Daga Ina Za'a Samo Kudaden Kasafin?.....	9
Section 3 What will the money be spent on? / A Ina za'a Kashe Kudaden?.....	11
Section 4 Who will be spending the Money? /Waye Zai Kashe Kudaden.....	12
Section 5 What are the major Investments being made by the State?	19
Section 6 Which Citizens Nominated Projects have been included in the Budget?.....	21
Section 7 How is the State responding to the Gender, Equity and Social Inclusion needs of its Citizens? /Yaya Gwamnati ke Kula da Harkokin Mata da Mu'amala da Masu Bukata Ta Musamman?.....	24
Section 8 How does the current year's budget compare to last year's Budget and Out-Turn? / Kwatancin Yawan Kasafin Bana da na Bara 26	
Section 9 Glossary of Terms.....	30



About the Citizens' Budget/Bayani Akan Kasafin Al'umma

The Jigawa State 2024 Citizens Budget (CB) is an abridged and easy to understand version of the approved budget which presents key information about where the government expects money to come from as well as what the Jigawa government intends to purchase in undertaking its delivery of public goods and services to the citizens of Jigawa State in the 2024 Fiscal Year.

To download the detailed budget or the appropriation law use the links provided below:

- Link to 2024 Appropriation Law:
https://jsbepd.org/images/jsbepd_pics/2024/Jigawa%20State%20Government_2024%20Fiscal%20Year_Aproved%20Budget.pdf
- Link to 2024 Detailed Budget Publication:
https://jsbepd.org/images/jsbepd_pics/2024/Jigawa_State_Government_2024_Appropriation_Law_No._9_2023.pdf

Wannan Kundin Ilmantar da Al'umma Mai Suna (Citizens Budget) na 2024 Yana da Saukin Fahimta Domin ya Takaita Dukkanin Bayanan Kasafin Kudin 2024 Na Jihar Jigawa, Kundin Ilmantar da Al'umma Kasafin Kudin 2024 ya Gabatar da Bayanai Game da Inda Gwamnati Kesaran Samun Kudade da Kuma Yadda Za'ayi Amfani Dasu Wajen Ayyukan Raya Kasa ga Al'ummar Jiha, Gudanarwa da Ayyukan Yau da Kullum a Wannan Shekara ta 2024.

Domin Samun Cikakken Kundin Kasafin Kudi na 2024 da Dokar da ta Tabbatar da Kasafin Kudin, Za'a Iya Ziyartar Shafin Yanar Gizo ta hanyar Latsa Wannan Maballi dake Kasa:

- Maballin Samun Dokar Kasafin Kudi ta 2024:
https://jsbepd.org/images/jsbepd_pics/2024/Jigawa%20State%20Government_2024%20Fiscal%20Year_Aproved%20Budget.pdf
- Maballin Samun Cikakken Kundin Kasafin Kudi na 2024:
https://jsbepd.org/images/jsbepd_pics/2024/Jigawa_State_Government_2024_Appropriation_Law_No._9_2023.pdf

Budget Policy Overview/Bayanan Manufofin Kasafin Kudin 2024

The Jigawa State budget for 2024 has been christened “The Budget for a Greater Jigawa” with the government policy focus on the following areas:

- Leverage on IT to promote economic prosperity
- Inclusive and human-centred economic growth particularly agriculture, small & medium scale enterprises, and critical infrastructure
- Targeted youths and women empowerment programmes for job and employment creation
- Social Protection interventions aimed at reducing vulnerabilities and extreme poverty
- Institutional and governance reforms aimed at improving the effectiveness of public institutions
- Environmental Sustainability and effective Land Administration
- Expanded role of the private sector in growing the state's economy
- Access to effective and efficient human development services with lasting impact on the State's human development indices

In line with these objectives, the government plans to execute the following key projects.

Kasafin Kudin 2024 na Jihar Jigawa Anyi Masa Inkiya da “Kasafi Domin Inganta Jihar Jigawa” Inda Gwamnati ta Mayar da Hankali Akan wasu Manufofi Masu Tasiri Wajen Cigaban Jihar ta Jigawa Kamar Haka: -

- Mayar da Hankali Akan Fasahar Zamani Don Habaka Wadatar Tattalin Arziki
- Inganta Rayuwar Al’umma ta Hanyar Habaka Bangarorin Aikin Noma, Muhimman Ayyuka na More Rayuwa da Kananan Masana’antu da Matsakaita domin Samun Cigaban Tattalin Arziki.
- Gabatar da Shirye-Shiryen Samar da Ayyukan Yi da Karfafa Gwiwa ga Mata da Matasa.
- Samar da Shirye-Shiryen da Tallafi Don Rage Radadin Talauci ga Al’umma da Masu Bukata ta Musamman
- Kawa Changi da Kwaskwarima a Hukumomin Gwamnati da Aikin Gwamnati da Nufin Ingantawa da Cigaban.
- Cigaba Mai Inganci a Fannin Muhalli da Harkokin Kasa.
- Fadada Rawar da Kamfanoni da Cibiyoyi Masu Zaman Kansu ke Takawa Wajen Bunkasa Tattalin Arzikin Jiha
- Yin Ingantattaciya Kwaskwarima a Fannin Hukumamin Cigaban Dan Adam da Nufin Samun Tasiri Mai Dorewa.

A Bisa Wadannan Manufofi, Gwamnatin Jihar Jigawa na Shirin Aiwarar da Muhimman Ayyuka Kamar Haka:

Section 1

Overview of Budget Framework/Bayanan Tsarukan Kasafin Kudin 2024

General Framework	Bayanan Tsarukan Kasafin Kudin
<p>The Jigawa State Government approved 2024 budget has a total expenditure outlay of One Hundred and Ninety-Eight Billion, One Hundred and Forty Million Naira (N198.140bn) for Fiscal Year 2024. of this amount, One Hundred and Seven Billion, Five Hundred Million Naira (N107.5bn) is expected to come from the Federal Government as FAAC, Internally Generated Revenue (IGR) as well as Opening Balance (money remaining in the bank after last year's budget expenditure). The budget deficit of One Billion, Seven Hundred and Eighty Million Naira (N1.780) exists which is the shortfall of total recurrent revenue plus grant compared to the total budget. Jigawa State Government will finance the deficit through foreign loans.</p> <p>For further details on where the money will come from (revenue) as well as where the money will go (expenditure) see figure 2 on budget overview.</p>	<p>Kasafin Kudin 2024 na Jihar Jigawa Anyi Kiyasin Za'a Kashe Naira Biliyan Dari da Chasa'in da Takwas da Miliyan Dari da Arba'in (N198.140bn). Yayin da Akai Kiyasin Naira Biliyan Dari da Bakwai da Miliyan Dari Biyar (N107.5bn), Za'a Samesune Daga Gwamnatin Tarayya ta Hanyar Kudaden Hadaka (FAAC), Sannan Naira Biliyan Tamanin da Takwas da Miliyan Dari Takwas da Shida (N88.86bn) Anyi Kiyasin Za'a Samesu Daga Kudin Shiga na Cikin Gida (IGR), Sauran Kudaden Gwamnati da Yarage a Asusun Ajiya (Opening Balance), Yayinda Naira Biliyan Daya da Miliyan Dari Bakwai da Saba'in da Takwas Akai Kiyasin Samunsu Daga Lamunin Kasashe (Foreign Loan).</p> <p>Don Samun Karin Bayanin Yadda Za'a Samin Kudaden Daza'a Kashe a Wannan Kasafin Kudi da Kuma Yadda Za'a Kashesu Sai a Duba Hoto na Biyu Dayake Kunshe da Takaitaccen Bayanin Kasafin Kudin.</p>

Figure 1 Financing Framework

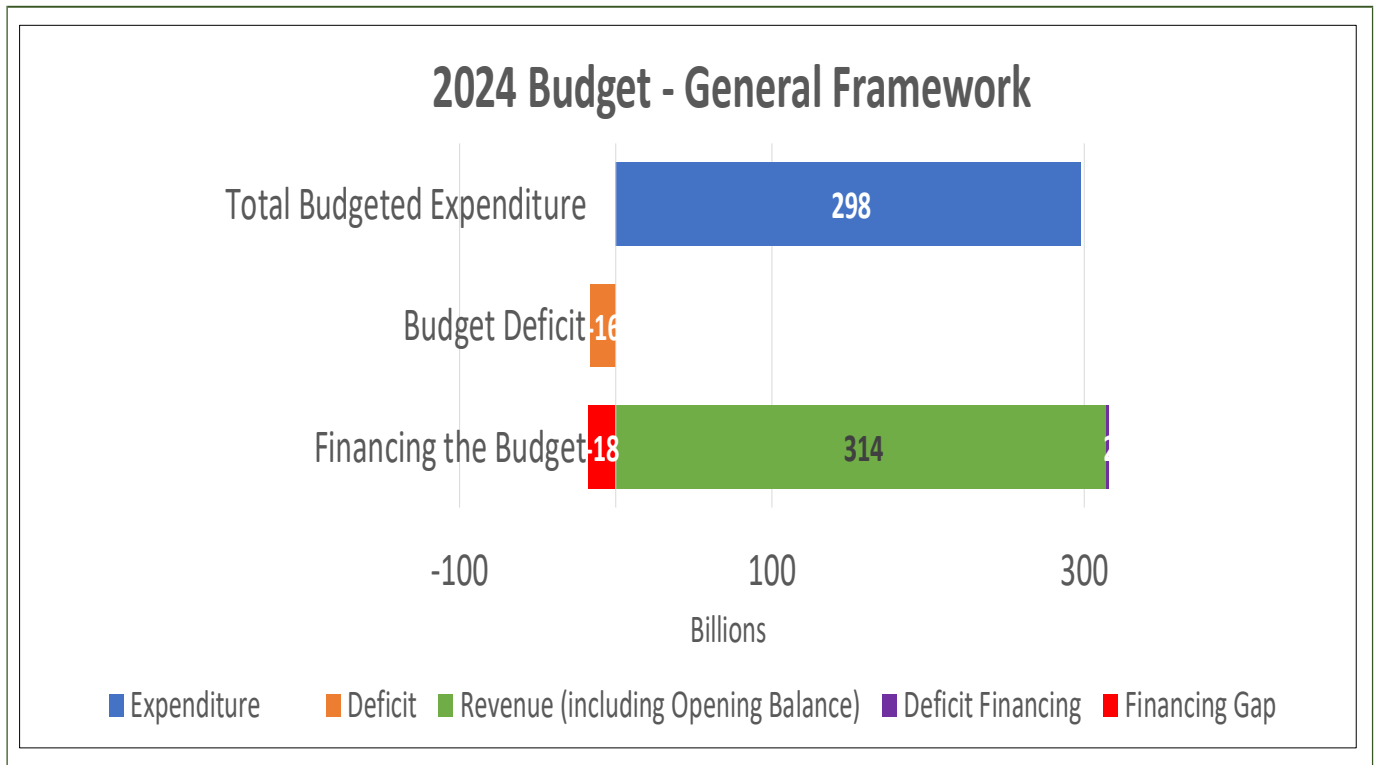
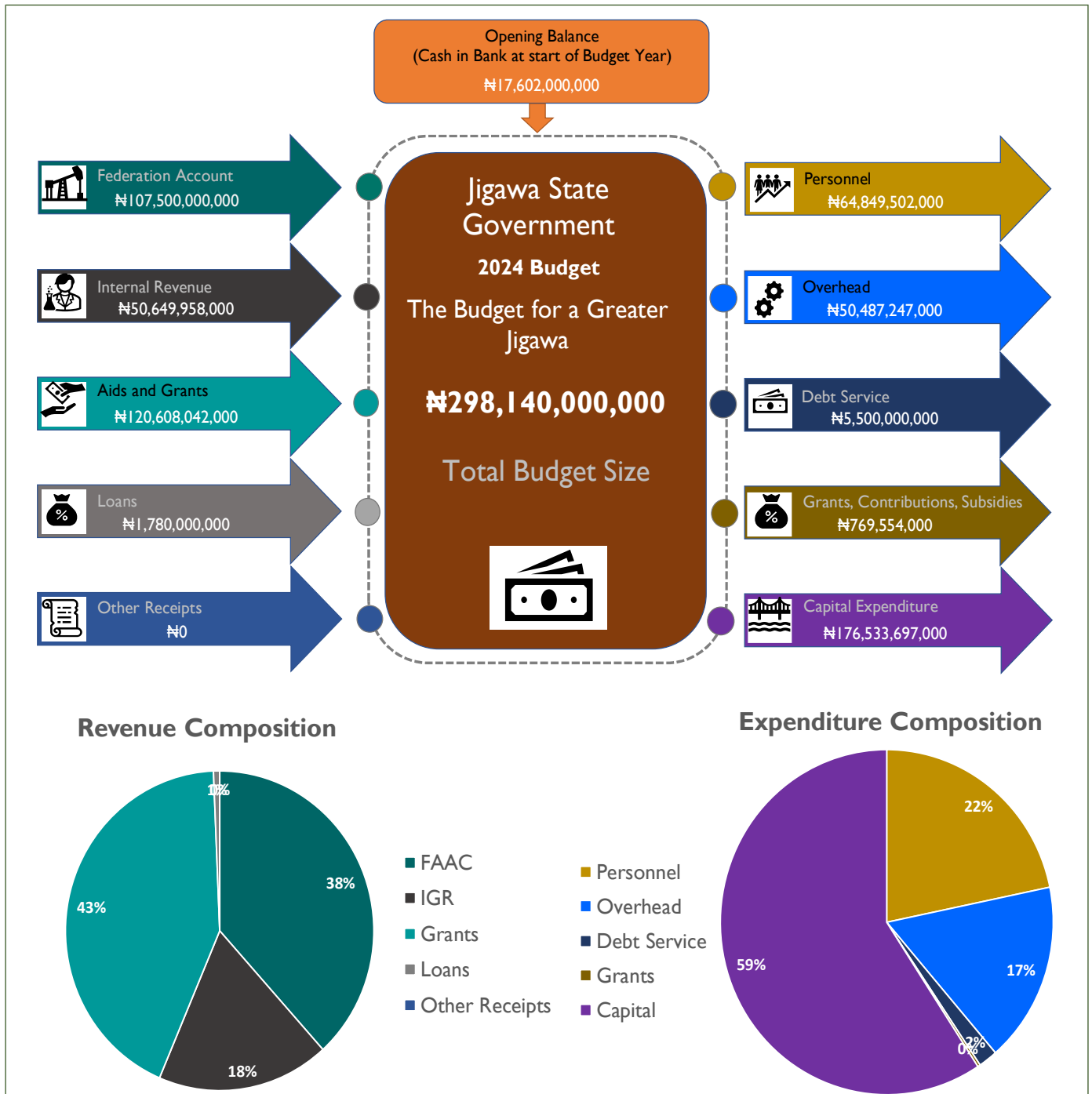
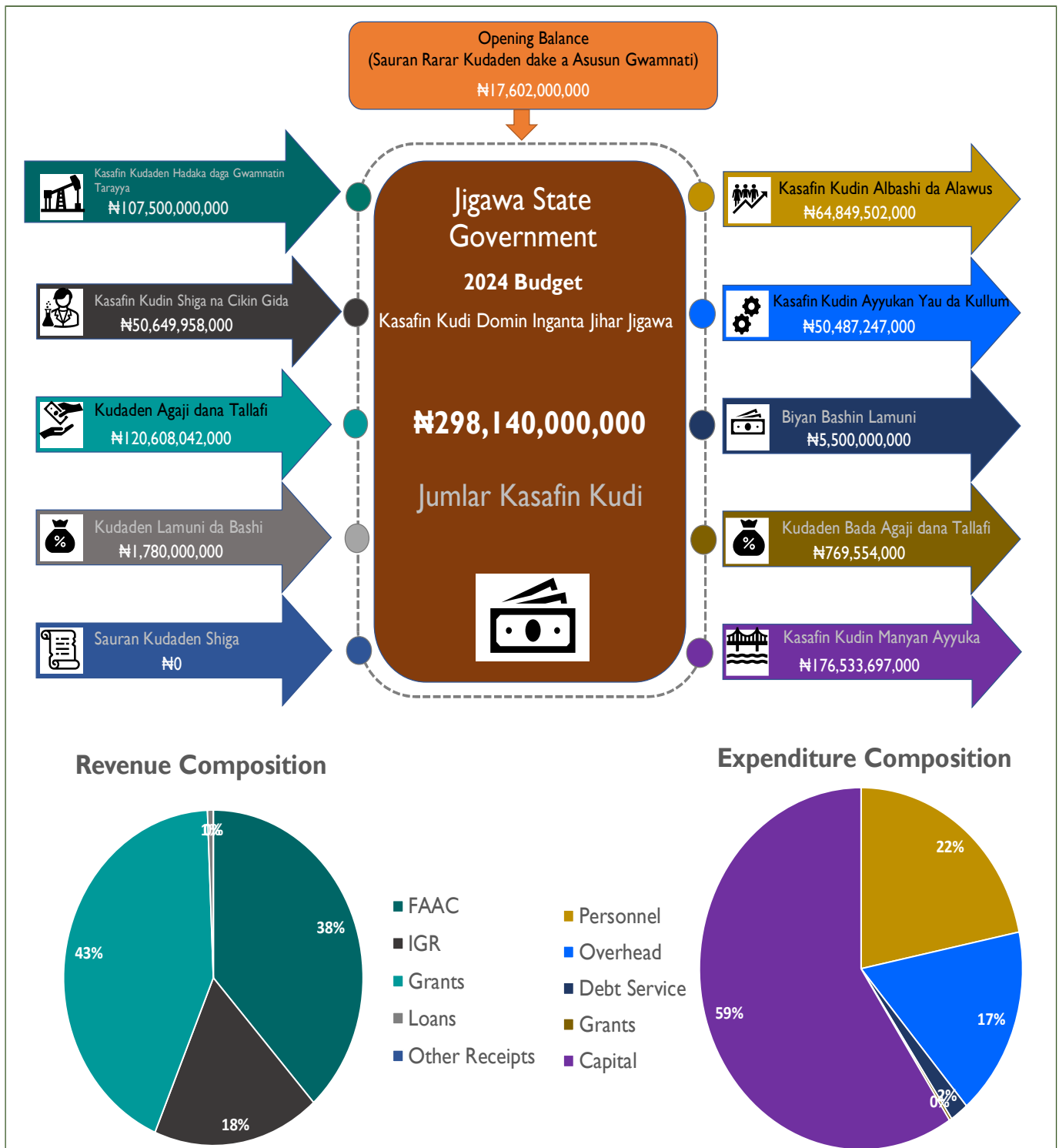


Figure 2 Budget Overview/ Takaitacen Bayanin Kasafin Kudi



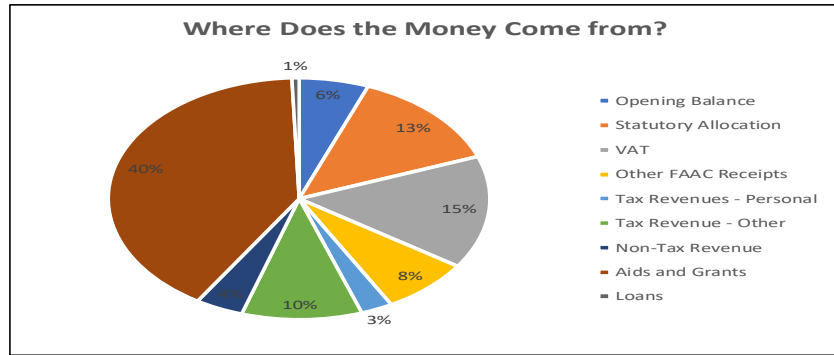


Section 2 Where will the money come from? /Daga Ina Za'a Samo Kudaden Kasafin?

- Jigawa Government anticipate that a total of N107.5 billion will come from Federation Account. The chief sources of Federation Account Receipt include N40.0 billion from statutory allocation and VAT N45.0 billion.
- Total sum of N50.650 billion is projected to be generated internally by the state (IGR), Aids and Grant N120.608 billion, N1.780 billion from loan while no any amount will come from other receipts (refund from FGN, etc)
- Gwamnatin Jihar Jigawa Tayi Kiyasin Samun Jumlar N107.5 billion Daga Gwamnatin Tarayya (Federation Account), Ta Bangarori Daban Kamar Haka: Kasafin Statutari (statutory allocation) Anyi Kiyasin Samun N40.0 billion Sai Kasafin Kudin Haraji (Value Added Tax VAT) Anyi Kiyasin Samun N45.0 billion.
- Jumlar N50.650 billion Anyi Kiyasin Samu Daga Kudin Shiga na Cikin Gida (IGR), Sai Kuma N120.608 billion Anyi Kiyasin Samu Daga Kuadaden Taimako da Agaji (Aids and Grants), Yayin da N1.780 billion Akai Kiyasin SAMu Daga Lamunin Kasashen Ketare (Foreign Loan).

Table 1 Sources of Revenues / Hanyoyin Samun Kudin Shiga

Revenue	2024 Budget
Opening Balance	17,602,000,000
Federation Account	107,500,000,000
Statutory Allocation	40,000,000,000
VAT	45,000,000,000
Other FAAC Receipts	22,500,000,000
Internally Generated Revenues	50,649,958,000
<i>Tax Revenue, of which</i>	<i>38,493,130,000</i>
Tax Revenues - Personal	8,007,000,000
Tax Revenue - Other	30,486,130,000
Non-Tax Revenue	12,156,828,000
Other Sources	122,388,042,000
Aids and Grants	120,608,042,000
Loans	1,780,000,000
Total Revenue (including Opening Balance)	298,140,000,000



Kudin Shiga (Revenue)	Kasafin Kudi na 2024
Opening Balance	17,602,000,000
Jumlar Kasafin Kudaden Hadaka daga Gwamnatin	107,500,000,000
Kasafin Kudin Statutari	40,000,000,000
Kasafin Kudin Haraji daga Tarayya (VAT)	45,000,000,000
Sauran Kudaden Statutari	22,500,000,000
Kasafin Kudin Shiga na Cikin Gida	50,649,958,000
<i>Tax Revenue, of which</i>	<i>38,493,130,000</i>
Kasafin Kudin Haraji daga Al'umma	8,007,000,000
Sauran Kudaden Haraji	30,486,130,000
Sauran Kudin Shiga (Wanda Ba Haraji bane)	12,156,828,000
Sauran Hanyoyin Samun Kudin Shiga	122,388,042,000
Kudaden Agaji dana Tallafi	120,608,042,000
Kudaden Lamuni/Bashi	1,780,000,000
Jumlar Kudin Shiga - Ravenue (Ciki har da Opening	298,140,000,000

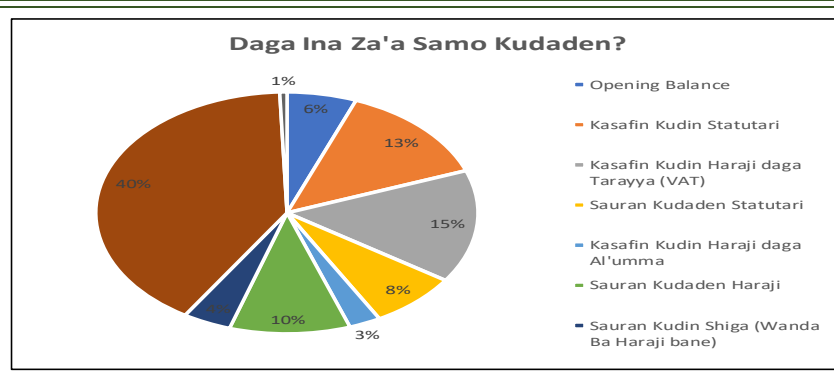


Table 2 Grants Receipts

Domestic Aids and Grants (Top 5)		Foreign Aids and Grants (Top 5)	
Source and Purpose	2024 Budget	Source and Purpose	2024 Budget
Federal Government Grants for Infrastructure Development	28,000,000,000	World Bank Grants for Adolescent Girls Initiative for Learning & Emp	5,500,000,000
Local Government Primary Education Funding (SUBEB-LEA Staff Cos	21,500,000,000	World Bank Grant for Agro-Climate Resilience in Semi-Arid Landscap	4,300,000,000
Local Govt grants for Capital projects Contributions	15,000,000,000	World Bank Grants for Rural Access and Mobility Project (RAMP)	2,000,000,000
Fed. Govt. Grant on COVID-19 Accelerated Responsive State Prog (C	5,235,000,000	African Development Bank Grants for Agricultural developemnt in t	1,444,000,000
Grants & Re-imbursement from Local Government - Street Light Ma	4,000,000,000	World Bank Grant for establishment of Jigawa State Single Window	675,000,000
Others	29,683,042,000	Others	3,271,000,000
Total Domestic Aids and Grants	103,418,042,000	Total Foreign Aids and Grants	17,190,000,000

Kudaden Taimako da Agaji na Cikin Gida (Top 5)		Kudaden Taimako da Agaji na kasashen Ketare (Top 5)	
Hanyoyin Samunsu da Yadda Za'ayi Amfani Dasu	Kasafin Kudi na 2024	Hanyoyin Samunsu da Yadda Za'ayi Amfani Dasu	Kasafin Kudi na 2024
Federal Government Grants for Infrastructure Development	28,000,000,000	World Bank Grants for Adolescent Girls Initiative for Learning & Emp	5,500,000,000
Local Government Primary Education Funding (SUBEB-LEA Staff Cos	21,500,000,000	World Bank Grant for Agro-Climate Resilience in Semi-Arid Landscap	4,300,000,000
Local Govt grants for Capital projects Contributions	15,000,000,000	World Bank Grants for Rural Access and Mobility Project (RAMP)	2,000,000,000
Fed. Govt. Grant on COVID-19 Accelerated Responsive State Prog (C	5,235,000,000	African Development Bank Grants for Agricultural developemnt in t	1,444,000,000
Grants & Re-imbursement from Local Government - Street Light Ma	4,000,000,000	World Bank Grant for establishment of Jigawa State Single Window	675,000,000
Others	29,683,042,000	Others	3,271,000,000
Total Domestic Aids and Grants	103,418,042,000	Total Foreign Aids and Grants	17,190,000,000

Table 3 Borrowing (Loans)

Domestic Loans (Top 3)		Foreign Loans (Top 5)	
Source (and Purpose where applicable)	2024 Budget	Source and Purpose	2024 Budget
		Worldbank State Action on Business Enabling Reforms (SABER) Loan	1,000,000,000
		Islamic Development Bank Loan for Agricultural Development	780,000,000
Others	-	Others	-
Total Domestic Loans		Total Foreign Loans	1,780,000,000

Kudaden Lamunin/Bashin Cikin Gida (Top 3)		Kudaden Lamunin/Bashin Kasashen Ketare (Top 5)	
Hanyoyin Samunsu da Yadda Za'ayi Amfani Dasu	Kasafin Kudi na 2024	Hanyoyin Samunsu da Yadda Za'ayi Amfani Dasu	Kasafin Kudi na 2024
		Worldbank State Action on Business Enabling Reforms (SABER) Loan	1,000,000,000
		Islamic Development Bank Loan for Agricultural Development	780,000,000
Others	-	Others	-
Total Domestic Loans		Total Foreign Loans	1,780,000,000

Section 3 What will the money be spent on? / A Ina za'a Kashe Kudaden?

Of the total N298.140 billion, the state government intends to spend N176.534 billion (59%) on capital expenditure while the remaining 41% will be used to fund recurrent expenditure (i.e payment of salaries, wages, allowances, social contributions, social benefits, public debt charges, overhead cost for running government day-to-day operational activities etc; while N52.0 million is billed as transfers of state IGR to Local Government Councils.

Daga Cikin Jumlar N298.140 billion na Kasafin Kudin Bana Gwamnati Tayi Niyar Kashe N176.534 billion Kimanin Kaso (59%) a Bangaren Manyan Ayyuka da Raya Kasa (Capital Expenditure), Sannan Saurran Kaso 41% Za'ayi Amfani Dashi Wajen Biyan Albashi, Pansho da Gratuti, Gudanarwar Gwamnati, Al'amuran Yauda Kullum da Biyan Basusukan Lamuni (Recurrent Expenditure) Yayin da Akai Kiyasin N52.0 million Amatsayin Kason Kananan Hukumomi Daga Kudin Shiga na Cikin Gida Daza'a Tara.

Table 4 Nature of Expenditure/Abubuwan Daza'a Kashe Kudin Kasafi

Expenditure	2024 Budget	What will the money be spent on?	
Personnel	64,849,502,000	<ul style="list-style-type: none"> Salaries, Wages and Allowances Social Contributions Social Benefits Overheads Public Debt Charges Others (Grants, Subsidies, Other Transfers) Capital 	
Salaries, Wages and Allowances	61,748,186,000		
Social Contributions	2,015,584,000		
Social Benefits	1,085,732,000		
Other Recurrent	56,756,801,000		
Overheads	50,487,247,000		
Public Debt Charges	5,500,000,000		
Others (Grants, Subsidies, Other Transfers)	717,554,000		
Capital	176,533,697,000		
Total Expenditure (including Contingencies)	298,140,000,000		

Expenditure	2024 Budget	A Ina Za'a Kashe Kudaden?	
Jumlar Kasafin Kudaden Albashi da Alawus	64,849,502,000	<ul style="list-style-type: none"> Kudin Albashin Ma'aikata Kudin Gudumawa ga Jama'a Social Benefits Kudin Ayyukan Yau da Kullum Kudin Biyan Bashin Lamuni Others (Grants, Subsidies, Other Transfers) Kasafin Kudin Manyan Ayyuka 	
Kudin Albashin Ma'aikata	61,748,186,000		
Kudin Gudumawa ga Jama'a	2,015,584,000		
Social Benefits	1,085,732,000		
Kasafin Kudin Albashi dana Yau da Kullum	56,756,801,000		
Kudin Ayyukan Yau da Kullum	50,487,247,000		
Kudin Biyan Bashin Lamuni	5,500,000,000		
Others (Grants, Subsidies, Other Transfers)	717,554,000		
Kasafin Kudin Manyan Ayyuka	176,533,697,000		
Jimlar Kasafin Kudi	298,140,000,000		

Section 4 Who will be spending the Money? /Waye Zai Kashe Kudaden

This section looks at the main sectors where the money will be spent and the ministries who will be spending the money.

Wannan Sashen Yana Bayanin Bangarorin Gwamnati Daza'a Kashe Kudaden da Akai Kiyasi Cikin Kasafin Bana Dakuma Yadda Ma'aikatu Zasu Kashe Kudadensu na Kasafin

Figure 3 Expenditure by Main Sectors of Government/ Kasafin Manyan Bangarorin Gwamnati

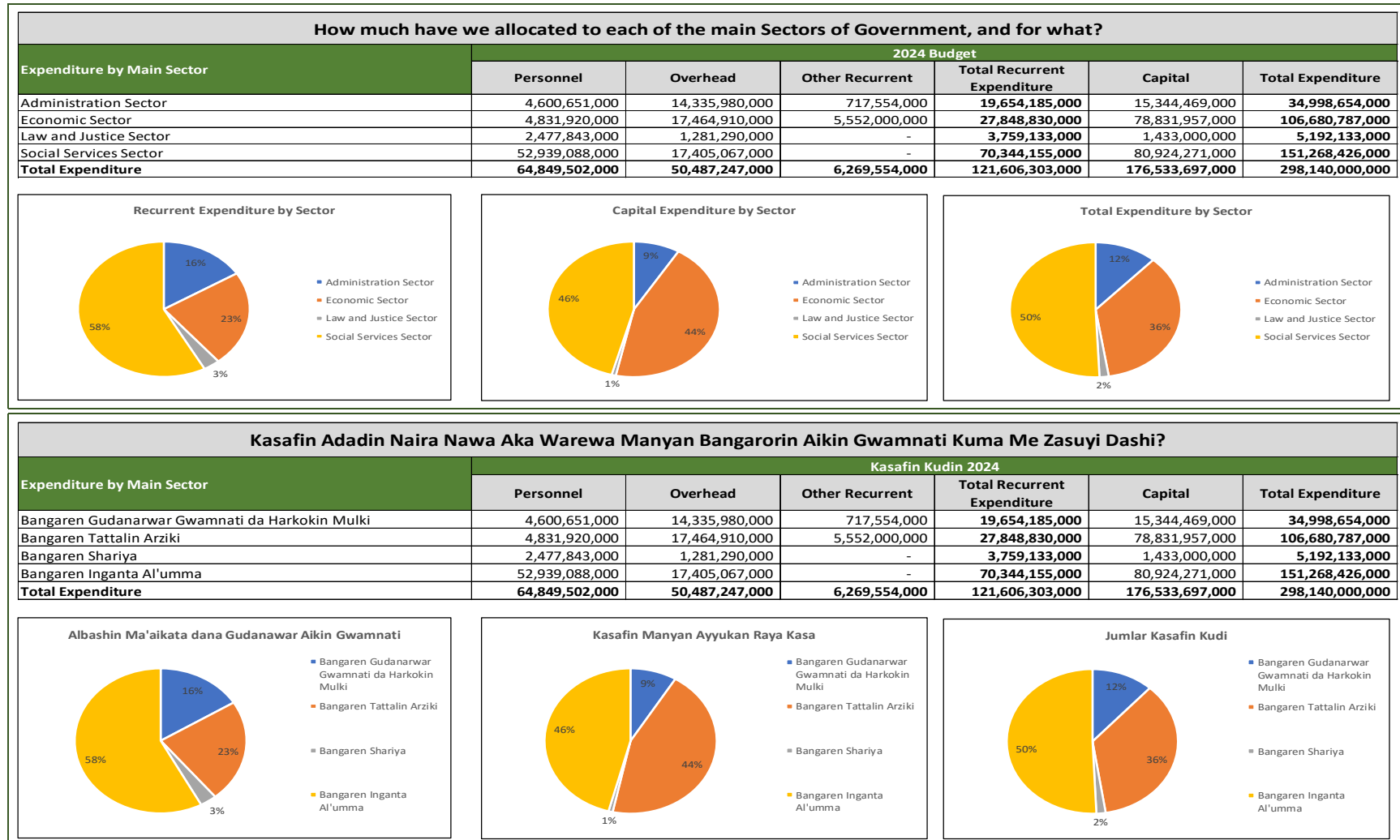













Figure 4 Personnel Expenditure by Planning Sector

Personnel Expenditure by Sector					
Agriculture	Commerce and Industry	Education	Environment	Finance and Economic Planning	General Government Administration
					
N1.177 Billion	N0.103 Billion	N38.126 Billion	N0.544 Billion	N2.468 Billion	N4.601 Billion
Health	Infrastructure	Law and Justice	Water	Women, Youth and Sports	Other
					<i>Others</i>
N13.535 Billion	N0.296 Billion	N2.478 Billion	N0.429 Billion	N0.675 Billion	N0.418 Billion























Kasafin Biyan Albashin Ma'aikata na Sassan Gwamnati					
Sashe Inganta Aikin Noma	Sashen Ciniki, Kasuwanci, Zuba Jari da Masana'antu	Sashen Ilimi	Sashen Inganta Muhalli	Sashen Kudi da Tsare-Tsaren Tattalin Arziki	Babban Sashen Gudanarwa na Gwamnati
					
N1.177 Billion	N0.103 Billion	N38.126 Billion	N0.544 Billion	N2.468 Billion	N4.601 Billion
Sashen Kiyon Lafiya	Sashen Manyan Ayyuka	Sashen Shariya	Sashen Samar da Ruwa	Sashen Mata, Matasa da Wasanni	Other
					<i>Others</i>
N13.535 Billion	N0.296 Billion	N2.478 Billion	N0.429 Billion	N0.675 Billion	N0.418 Billion

Figure 5 Other Recurrent Expenditure by Planning Sector

Other Recurrent Expenditure by Sector					
Agriculture	Commerce and Industry	Education	Environment	Finance and Economic Planning	General Government Administration
					
N0.044 Billion	N0.041 Billion	N4.729 Billion	N0.053 Billion	N17.09 Billion	N15.054 Billion
Health	Infrastructure	Law and Justice	Water	Women, Youth and Sports	Other
					<i>Others</i>
N2.512 Billion	N0.954 Billion	N1.281 Billion	N4.737 Billion	N0.324 Billion	N9.938 Billion























Kasafin Kudin Gudanarwa da Ayyukan Yau da Kullum na Sassan Gwamnati					
Sashe Inganta Aikin Noma	Sashen Ciniki, Kasuwanci, Zuba Jari da Masana'antu	Sashen Ilimi	Sahen Inganta Muhalli	Sashen Kudi da Tsare-Tsaren Tattalin Arziki	Babban Sashen Gudanarwa na Gwamnati
					
N0.044 Billion	N0.041 Billion	N4.729 Billion	N0.053 Billion	N17.09 Billion	N15.054 Billion
Sashen Kiyon Lafiya	Sashen Manyan Ayyuka	Sashen Shariya	Sashen Samar da Ruwa	Sashen Mata, Matasa da Wasanni	Other
					<i>Others</i>
N2.512 Billion	N0.954 Billion	N1.281 Billion	N4.737 Billion	N0.324 Billion	N9.938 Billion

Figure 6 Capital Expenditure by Planning Sector

Capital Expenditure by Sector					
Agriculture	Commerce and Industry	Education	Environment	Finance and Economic Planning	General Government Administration
					
N15.398 Billion	N4.976 Billion	N46.245 Billion	N9.694 Billion	N2.838 Billion	N15.344 Billion
Health	Infrastructure	Law and Justice	Water	Women, Youth and Sports	Other
					<i>Others</i>
N20.161 Billion	N39.749 Billion	N1.433 Billion	N5.813 Billion	N4.687 Billion	N10.196 Billion























Kasafin Kudin Manyan Ayyukan Raya Kasa na Sassan Gwamnati					
Sashe Inganta Aikin Noma	Sashen Ciniki, Kasuwanci, Zuba Jari da Masana'antu	Sashen Ilimi	Sahen Inganta Muhalli	Sashen Kudi da Tsare-Tsaren Tattalin Arziki	Babban Sashen Gudanarwa na Gwamnati
					
N15.398 Billion	N4.976 Billion	N46.245 Billion	N9.694 Billion	N2.838 Billion	N15.344 Billion
Sashen Kiyon Lafiya	Sashen Manyan Ayyuka	Sashen Shariya	Sashen Samar da Ruwa	Sashen Mata, Matasa da Wasanni	Other
					<i>Others</i>
N20.161 Billion	N39.749 Billion	N1.433 Billion	N5.813 Billion	N4.687 Billion	N10.196 Billion

Figure 7 Total Expenditure by Planning Sector

Total Expenditure by Sector					
Agriculture	Commerce and Industry	Education	Environment	Finance and Economic Planning	General Government Administration
					
N16.619 Billion	N5.119 Billion	N89.099 Billion	N10.291 Billion	N22.396 Billion	N34.999 Billion
Health	Infrastructure	Law and Justice	Water	Women, Youth and Sports	Other
					<i>Others</i>
N36.208 Billion	N41 Billion	N5.192 Billion	N10.979 Billion	N5.686 Billion	N20.552 Billion












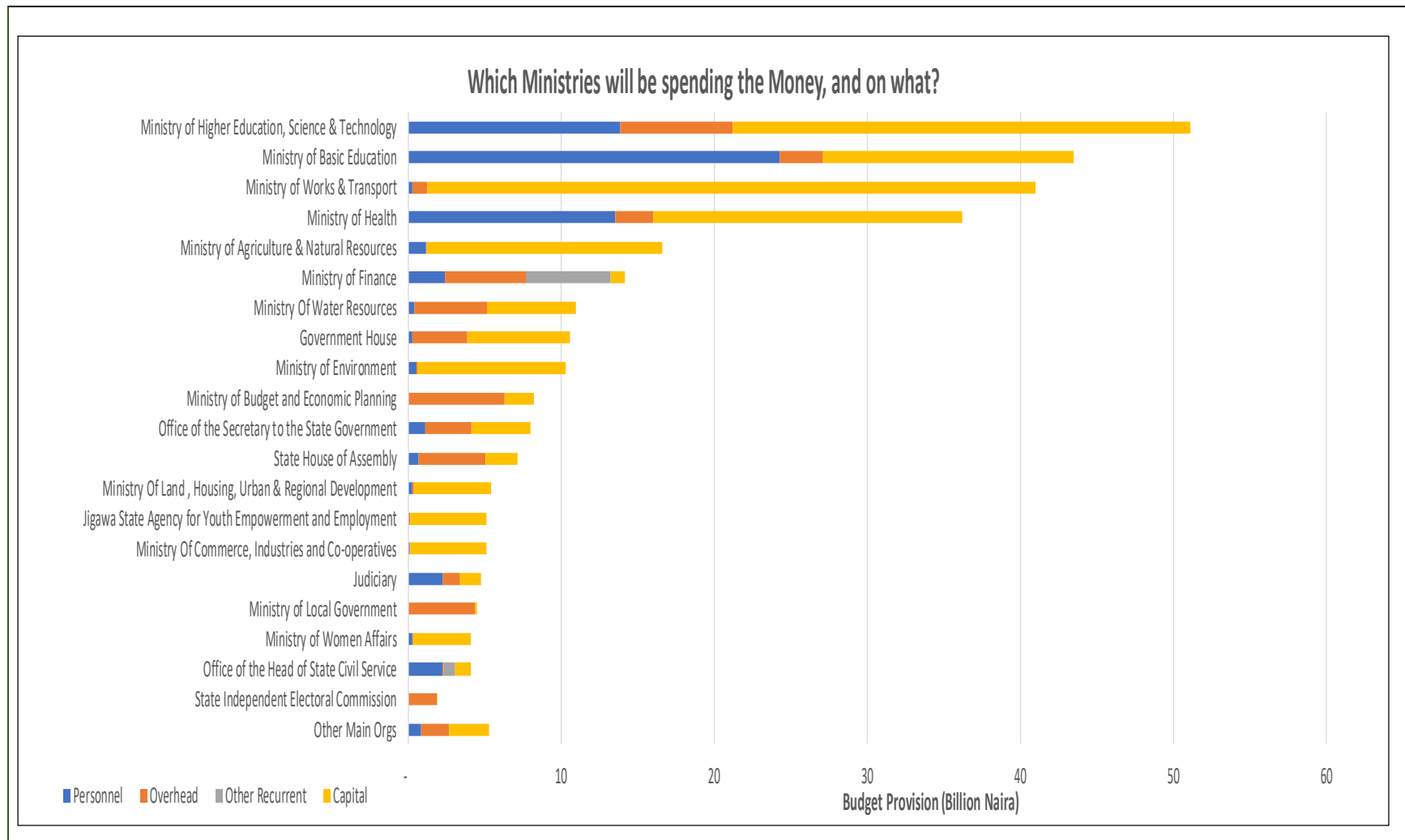
Jumlar Kasafin Kudin Sassan Aikin Gwamnati					
Sashe Inganta Aikin Noma	Sashen Ciniki, Kasuwanci, Zuba Jari da Masana'antu	Sashen Ilimi	Sashen Inganta Muhalli	Sashen Kudi da Tsare-Tsaren Tattalin Arziki	Babban Sashen Gudanarwa na Gwamnati
					
N16.619 Billion	N5.119 Billion	N89.099 Billion	N10.291 Billion	N22.396 Billion	N34.999 Billion
Sashen Kiyon Lafiya	Sashen Manyan Ayyuka	Sashen Shariya	Sashen Samar da Ruwa	Sashen Mata, Matasa da Wasanni	Other
					<i>Others</i>
N36.208 Billion	N41 Billion	N5.192 Billion	N10.979 Billion	N5.686 Billion	N20.552 Billion

Figure 8 Largest Spending Ministries (including all Departments and Agencies)

Which Ministries will be spending the Money, and on what?						
Expenditure by Ministry (Top 20)	2024 Budget					
	Personnel	Overhead	Other Recurrent	Total Recurrent Expenditure	Capital	Total Expenditure
Ministry of Higher Education, Science & Technology	13,844,210,000	7,376,498,000	-	21,220,708,000	29,878,100,000	51,098,808,000
Ministry of Basic Education	24,281,295,000	2,852,624,000	-	27,133,919,000	16,366,461,000	43,500,380,000
Ministry of Works & Transport	296,341,000	954,460,000	-	1,250,801,000	39,748,977,000	40,999,778,000
Ministry of Health	13,535,066,000	2,511,725,000	-	16,046,791,000	20,161,140,000	36,207,931,000
Ministry of Agriculture & Natural Resources	1,177,364,000	43,500,000	-	1,220,864,000	15,397,900,000	16,618,764,000
Ministry of Finance	2,398,739,000	5,273,300,000	5,552,000,000	13,224,039,000	938,000,000	14,162,039,000
Ministry Of Water Resources	428,648,000	4,737,400,000	-	5,166,048,000	5,813,400,000	10,979,448,000
Government House	300,331,000	3,554,998,000	-	3,855,329,000	6,698,339,000	10,553,668,000
Ministry of Environment	544,357,000	52,800,000	-	597,157,000	9,693,950,000	10,291,107,000
Ministry of Budget and Economic Planning	68,815,000	6,265,000,000	-	6,333,815,000	1,900,000,000	8,233,815,000
Office of the Secretary to the State Government	1,119,345,000	3,040,829,000	-	4,160,174,000	3,831,830,000	7,992,004,000
State House of Assembly	663,791,000	4,400,000,000	-	5,063,791,000	2,109,500,000	7,173,291,000
Ministry Of Land , Housing, Urban & Regional Development	283,005,000	97,950,000	-	380,955,000	5,058,370,000	5,439,325,000
Jigawa State Agency for Youth Empowerment and Employment	75,840,000	52,800,000	-	128,640,000	4,999,810,000	5,128,450,000
Ministry Of Commerce, Industries and Co-operatives	103,168,000	40,500,000	-	143,668,000	4,975,500,000	5,119,168,000
Judiciary	2,270,732,000	1,137,290,000	-	3,408,022,000	1,353,000,000	4,761,022,000
Ministry of Local Government	59,300,000	4,287,000,000	-	4,346,300,000	138,000,000	4,484,300,000
Ministry of Women Affairs	270,131,000	62,400,000	-	332,531,000	3,779,500,000	4,112,031,000
Office of the Head of State Civil Service	2,245,565,000	95,953,000	717,554,000	3,059,072,000	1,017,400,000	4,076,472,000
State Independent Electoral Commission	21,217,000	1,855,700,000	-	1,876,917,000	50,000,000	1,926,917,000
Other Main Orgs	862,242,000	1,794,520,000	-	2,656,762,000	2,624,520,000	5,281,282,000
Total Expenditure	64,849,502,000	50,487,247,000	6,269,554,000	121,606,303,000	176,533,697,000	298,140,000,000

Wadanne Ma'aikatu Zasuƙi Kashe Kasafin Kudin Wannan Shekara Kuma Meyasa?						
Ma'aikatu Mafiya Yawan Kasafin Kudi (Top 20)	Kasafin Kudin 2024					
	Kasafin Albashi	Kasafin Gudanarwa	Sauran Kasafin Albashi don Biyan Lamuni	Jumlar Kasafin Gudanarwa	Kasafin Ayyukan Raya Kasa	Jumlar Kasafi
Ma'aikatar Ilmi, Kimiyya da Masaha (Mai Zurfi)	13,844,210,000	7,376,498,000	-	21,220,708,000	29,878,100,000	51,098,808,000
Ma'aikatar Ilmi (Matakin Farko)	24,281,295,000	2,852,624,000	-	27,133,919,000	16,366,461,000	43,500,380,000
Ma'aikatar Manyan Ayyuka da Sufuri	296,341,000	954,460,000	-	1,250,801,000	39,748,977,000	40,999,778,000
Ma'aikatar Kiyon Lafiya	13,535,066,000	2,511,725,000	-	16,046,791,000	20,161,140,000	36,207,931,000
Ma'aikatar Aikin Gona da Albarkatun Kasa	1,177,364,000	43,500,000	-	1,220,864,000	15,397,900,000	16,618,764,000
Ma'aikatar Kudi	2,398,739,000	5,273,300,000	5,552,000,000	13,224,039,000	938,000,000	14,162,039,000
Ma'ikatu Samar da Ruwan Sha	428,648,000	4,737,400,000	-	5,166,048,000	5,813,400,000	10,979,448,000
Gidan Gwamnati	300,331,000	3,554,998,000	-	3,855,329,000	6,698,339,000	10,553,668,000
Ma'aikatar Inganta Muhalli	544,357,000	52,800,000	-	597,157,000	9,693,950,000	10,291,107,000
Ma'aikatar Kasafi da Tsare-Tsaren Tattalin Arziki	68,815,000	6,265,000,000	-	6,333,815,000	1,900,000,000	8,233,815,000
Ofishin Babban Sakataɗn Gwamnati na Jiha	1,119,345,000	3,040,829,000	-	4,160,174,000	3,831,830,000	7,992,004,000
Majalisar Dokoki ta Jihar Jigawa	663,791,000	4,400,000,000	-	5,063,791,000	2,109,500,000	7,173,291,000
Ma'aikatar Fili, Gidaje da Inganta Birane da Yankuna	283,005,000	97,950,000	-	380,955,000	5,058,370,000	5,439,325,000
Hukumar Karfafawa Matasa Gwuiwa da Samar da Aikinyi ta Jiha	75,840,000	52,800,000	-	128,640,000	4,999,810,000	5,128,450,000
Ma'aikatar Ciniki da Masana'antu	103,168,000	40,500,000	-	143,668,000	4,975,500,000	5,119,168,000
Ma'aikatuɗn Shariya	2,270,732,000	1,137,290,000	-	3,408,022,000	1,353,000,000	4,761,022,000
Ma'aikatar Kananan Hukumomi da Cigaban Al'umma	59,300,000	4,287,000,000	-	4,346,300,000	138,000,000	4,484,300,000
Ministry of Women Affairs	270,131,000	62,400,000	-	332,531,000	3,779,500,000	4,112,031,000
Office of the Head of State Civil Service	2,245,565,000	95,953,000	717,554,000	3,059,072,000	1,017,400,000	4,076,472,000
Ma'aikatar Mata da Inganta Rayuwar Al'umma	21,217,000	1,855,700,000	-	1,876,917,000	50,000,000	1,926,917,000
Other Main Orgs	862,242,000	1,794,520,000	-	2,656,762,000	2,624,520,000	5,281,282,000
Total Expenditure	64,849,502,000	50,487,247,000	6,269,554,000	121,606,303,000	176,533,697,000	298,140,000,000



Section 5 What are the major Investments being made by the State?

- The Repayments of Scholarships & Bursary Awards and International Trainings project is in fulfilment of the current administration's promise for the Payment Outstanding Scholarships Allowances for the of Jigawa State Indigens Students of High Institutions.
- Crop Rehabilitation Programme - Development of Crop Rehabilitation for the Purchase of Breeders and Certified Seeds and Dry season Wheat and Rice Production Programme project will lead to Increases in Producing Nutrient Food to Tackling Malnutrition in State.
- The Commencement of Construction of 1500unit houses for 3-Bedrooms semi-detach and 2-Bedrooms Semi Detached at Hadejia, Gumel, Kazaure Ringim, Dutse, Kafin-Hausa, Babura and Birnin-Kudu project will lead to Improvement in Living Conditions for Civil Servant and is considered important because of High Cost of Living and Improve Workers Productivity by reducing the difficulties facing by those that are coming from distances to the workplaces

- The Repayments of Scholarships & Bursary Awards and International Trainings project is in fulfilment of the current administration's promise for the Payment Outstanding Scholarships Allowances for the of Jigawa State Indigens Students of High Institutions.
- Crop Rehabilitation Programme - Development of Crop Rehabilitation for the Purchase of Breeders and Certified Seeds and Dry season Wheat and Rice Production Programme project will lead to Increases in Producing Nutrient Food to Tackling Malnutrition in State.
- The Commencement of Construction of 1500unit houses for 3-Bedrooms semi-detach and 2-Bedrooms Semi Detached at Hadejia, Gumel, Kazaure Ringim, Dutse, Kafin-Hausa, Babura and Birnin-Kudu project will lead to Improvement in Living Conditions for Civil Servant and is considered important because of High Cost of Living and Improve Workers Productivity by reducing the difficulties facing by those that are coming from distances to the workplaces

Table 5 Largest Capital Expenditure Projects/Manyan Ayyukan Raya Kasa Mafiya Yawan Kasafi

What are the major Capital Investments we are planning?			Top Five Projects	
Project Description	2024 Budget	Location		
Upgrading Of Rural (Feeder) Roads across the state	6,500,000,000	31742800 - State Wide	<ul style="list-style-type: none"> Upgrading Of Rural (Feeder) Roads across the state Special Expenditure (Scholarship Board) - Repayments of Scholarships & Bursary Awards and International Trainings Construction of Township Roads across the State Construction of 130No. Additional classroom blocks at the some sellected Primary and Secondary Schools across the state under the implementation of UBEC/SUBEB Projects. Improvement Of General Hospitals Other Projects 	
Special Expenditure (Scholarship Board) - Repayments of Scholarships & Bursary Awards and International Trainings	5,000,000,000	31742800 - State Wide		
Construction of Township Roads across the State	4,810,000,000	31742800 - State Wide		
Construction of 130No. Additional classroom blocks at the some sellected Primary and Secondary Schools across the state under the implementation of UBEC/SUBEB Projects.	4,591,000,000	31742800 - State Wide		
Improvement Of General Hospitals	4,256,000,000	31742800 - State Wide		
Purchase of medical equipment under the State Contributory Health Insurance Programme / SDGs-Supported Community Health Insurance Counter-Funding	3,751,000,000	31742800 - State Wide		
Constuction of Maigatari - Babura Road	3,700,000,000	31742800 - State Wide		
Rehabilitation and upgrading of Primary Health Centres across the State	3,646,400,000	31742800 - State Wide		
Construction of Feeder Roads across the State	3,500,000,000	31742800 - State Wide		
Construction of classrooms across the State under World bank Supported Better Education Service Delivery for All (BESDA) Project	2,852,000,000	31742800 - State Wide		
Construction of Kwanar Kuka - Tafa Road	2,700,000,000	31742800 - State Wide		
Repairs of regional and feeder roads, major culverts and bridges	2,700,000,000	31742800 - State Wide		
Fadama III Development Project (World Bank) - implementation of COVID-19 Intervention (CARES)	2,500,000,000	31742800 - State Wide		
Construction of Girimbo - Gantsa - Sara Road	2,300,000,000	31730600 - BUJI		
Commencement of Construction of 1500unit houses for 3-Bedrooms semi-detach and 2-Bedrooms Semi Detached at Hadejia, Gumel, Kazaure Ringim, Dutse, Kafin-Hausa, Babura and Birnin-Kudu	2,200,000,000	31742800 - State Wide		
Crop Rehabilitation Programme - provision is for the Development of Crop Rehabilitation for the Purchase of Breeders and Certified Seeds and Dry season Wheat and Rice Production Programme	2,150,000,000	31742800 - State Wide		
Construction of State Capital Road Networks, Dutse	2,000,000,000	31730700 - DUTSE		
Constuction of Hadejia - Garun Gabas Road	2,000,000,000	31721300 - HADEJIA		
Upgrading of surface dressing to Asphalt Overlay	1,800,000,000	31742800 - State Wide		
Chuwasu - Chakwaikwaiwa- Zangon Maje Road	1,800,000,000	31742800 - State Wide		
Other Projects	111,777,297,000			
Total Capital Expenditure	176,533,697,000			

Project Description	Kasafin Kudi na 2023	Inda za'ayi wa Aiki	Top Five Projects	
Construction of drainages, reclamations of eroded areas and wash away roads embankment, erosion control of various borrow pit across the state	4,300,000,000	State Wide	<ul style="list-style-type: none"> Construction of drainages, reclamations of eroded areas and wash away roads embankment, erosion control of various borrow pit across the state Construction of Feeder Roads across the State World bank Supported Better Education Service Delivery for All (BESDA) Project - Continuation of disbursement of conditional grant to girl child and allowance for Alarammas/Proprietors and Facilitators and feeding of Almajiri Construction of irrigation structures in Community - Agricultural Transformation Support Project (AfDB) - Completion Islamiya Schools as part of ongoing 2021/2022 Constituency Project Construction of Township Roads across the State 	
Construction of Feeder Roads across the State	4,000,000,000	State Wide		
World bank Supported Better Education Service Delivery for All (BESDA) Project - Continuation of disbursement of conditional grant to girl child and allowance for Alarammas/Proprietors and Facilitators and feeding of Almajiri	2,500,000,000	State Wide		
Construction of irrigation structures in Community - Agricultural Transformation Support Project (AfDB) - Completion Islamiya Schools as part of ongoing 2021/2022 Constituency Project	2,460,000,000	State Wide		
Completion Islamiya Schools as part of ongoing 2021/2022 Constituency Project	2,400,000,000	State Wide		
Construction of Township Roads across the State	2,040,800,000	State Wide		
World bank Supported Better Education Service Delivery for All (BESDA) Project - Construction of classrooms across the State	2,000,000,000	State Wide		
Completion and Equipping of Orthopedic Hospital at Gumel	2,000,000,000	GUMEL		
Special Expenditure (Scholarship Board) - Repayments of Scholarships & Bursary Awards and International Trainings	1,679,000,000	State Wide		
Provision of Grant to SMEs across the state as Covid-19 (NCARES) intervention	1,467,200,000	State Wide		
Fadama III Development Project (World Bank) - implementation of COVID-19 Intervention (CARES)	1,456,300,000	State Wide		
Construction of 30no. new solar powered schemes across the 7no. Zones and Completion and commencement of constituency projects	1,335,240,000	State Wide		
Construction of water facilities under 2021/2022 and 2023 constituency project across the State	1,280,200,000	State Wide		
Comencement and Completion of ongoing constituency projects for Upgrading Of Primary Health Centres	1,225,000,000	State Wide		
Construction of State Capital Road Networks, Dutse	1,200,000,000	DUTSE		
Upgrading Of Rural (Feeder) Roads across the state	1,070,000,000	State Wide		
Construction of Islamiyya schools under the 2021/2022 and 2023 constituency projects	1,022,000,000	State Wide		
Construction of 130No. Additional classroom blocks at the some sellected Primary and Secondary Schools across the state	1,002,000,000	State Wide		
Repairs of regional and feeder roads, major culverts and bridges	1,000,000,000	State Wide		
Construction of Additional Structures in 12no. General Hospitals	1,000,000,000	State Wide		
Other Projects	58,335,260,000			
Total Capital Expenditure	94,773,000,000			

Section 6 Which Citizens Nominated Projects have been included in the Budget?

Standard Narrative

In response to the yearnings and demands of citizens to belief in participatory governance, the Jigawa state government has institutionalized the collection of citizens' inputs into its annual budget through annual town hall meetings across the three senatorial districts of the State. It is a stride to encourage inclusion and community ownership for improve service delivery.

The State conscious effort for increase openness, inclusiveness and citizens' engagement in budget process, as well as to generate more citizens needs/demand into to 2024 budget, the central planning agency is organizers of the town hall meetings across the three senatorial districts.

The participants for the one-day town hall meeting in each of the three senatorial districts were drawn from various State MDAs, DPRS and Treasurers from all the 27-local government, Civil Society Organizations, Community-Based Organizations, organized private sector, Youths organizations, organized women groups, Development partners and the Academia. In all, a total number of about 300 participants attended the meetings.

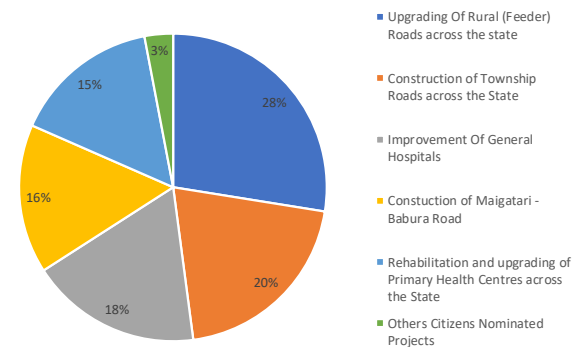
The nature of the citizen's inputs cantered around; being consolidated and harmonized inputs received from the grass-roots as championed and facilitated by ELIP-Initiative. Preference of broad sectoral aspirations, development objectives and priorities as opposed to specific projects in specific locations especially those of routine nature. Comprehensive inputs were collected looking at both the income expenditure components of the budget and Inputs on refinement of existing policy objectives, legislations and evolution of new ones, Realistic, feasible and relevant

- Equally Ministry of Budget and Economic Planning collect a compendium of citizens from ELIP-Initiative, a leading civil society organization working of PFM in the state. ELIP-Initiate collect, collate and analysed citizens' input into 2023 budget. The exercise was carried out with support of 54 Community Based Organizations across the state. Interviews and Focus Group Discussions were used in generating the inputs. In addition to this, a Google form was developed and used for online collection. An average of 35 Communities were visited in each of the 27 Local Governments. A total of 2,882 respondents participated in the exercise; Adult Men and Women, youth Male and Female and People with Disabilities. A total 1184 inputs were generated across all sectors, including Local Governments

- Procurement of Agricultural fertilizer for government interventions program is one of the key projects from the citizens inputs were is aligned with Government Policy and Objective of Inclusive and human-centred economic growth particularly agriculture, small & medium scale enterprises, and critical infrastructure
- Renovation of 10no. Hatchery Centres is one of the citizens inputs projects that reflect to at the policy objective of the state government to Targeted youths and women empowerment programmes for job and employment creation

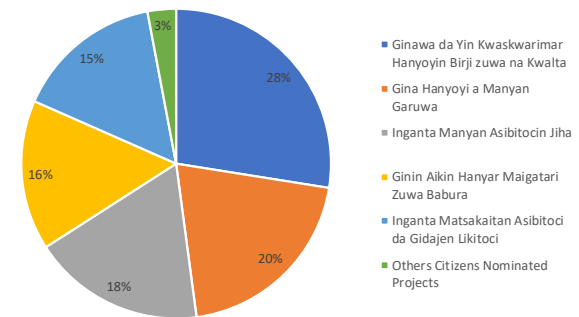
Table 6 Citizens Nominated Projects/Zababbun Ayyukan Raya Kasa Daga Al'ummar Jiha

How much have we allocated to Citizens Nominated Projects?		
Project Description	2024 Budget	Location
Upgrading Of Rural (Feeder) Roads across the state	6,500,000,000	31742800 - State Wide
Construction of Township Roads across the State	4,810,000,000	31742800 - State Wide
Improvement Of General Hospitals	4,256,000,000	31742800 - State Wide
Constuction of Maigatari - Babura Road	3,700,000,000	31742800 - State Wide
Rehabilitation and upgrading of Primary Health Centres across the State	3,646,400,000	31742800 - State Wide
Construction of Feeder Roads across the State	3,500,000,000	31742800 - State Wide
Repairs of regional and feeder roads, major culverts and bridges	2,700,000,000	31742800 - State Wide
Constuction of Hadejia - Garun Gabas Road	2,000,000,000	31742800 - State Wide
Basic Education - Renovation/ Major Repairs Dilapidated Structures at Primary/Junior Secondary Schools across the state	1,700,000,000	31742800 - State Wide
Construction of 15kms Drainages and culverts at Shagari Quarters, Kazaure, Kanti Kazaure, Ung. Tsamiya Taura, Bulangu town, Hago town, Basirka town, Nasarawa Ringim, Guri town, Hadejia town, Layin Danjajeri B/Kudu, and others	1,400,000,000	31742800 - State Wide
Renovation of 2No. bridges along Gwaram - Basirka Road	1,000,000,000	31742800 - State Wide
Continuation of 2023 constituency projects, consisting of construction and renovation of Islamiyya schools	530,000,000	31742800 - State Wide
Renovation of PHC facilities at Ward-level across the State for Basic Healthcare Provision	497,000,000	31742800 - State Wide
Completion of ongoing water supply scheme under constituency projects	460,000,000	31742800 - State Wide
Renovation of Hatchery Centers at Dutse, Buji, B/Kudu, Auyo, Hadejia, Kirikasamma, Gumel, Babura, Kazaure and Gwiwa	400,000,000	31742800 - State Wide
Upgrading and Conversion of 40no. motorized water supply scheme to solar powered water supply scheme	400,000,000	31742800 - State Wide
Construction of 30no. new solar powered schemes across the 7no. Zones and Completion and commencement of constituency projects	300,000,000	31742800 - State Wide
Procurement of Agricultural fertilizer for government interventions program	300,000,000	31721300 - HADEJIA
Rural electrification projects across the state,	200,000,000	31731100 - GWARAM
Construction of 2kms Drainages and culverts at Yalwawa, Dangan Tsaure, Sabuwar Gandu, Indian Quarters, Wangara town etc - Dutse Erosion Control-	143,000,000	31742800 - State Wide
Others Citizens Nominated Projects	704,040,000	
Total Value of Citizens Nominated Projects	39,146,440,000	

Top Five Citizens Nominated Projects

Ayyuka Raya Kasa Nawane Shiga Kasafin Kudin Bana Wadanda Zabin Al'umma Ne?		
Bayanin Ayyukan Raya Kasa	Kasafin Kudi na 2024	Wurare
Ginawa da Yin Kwaskwarimar Hanyoyin Birji zuwa na Kwalta	6,500,000,000	31742800 - State Wide
Gina Hanyoyi a Manyan Garuwa	4,810,000,000	31742800 - State Wide
Inganta Manyan Asibitocin Jiha	4,256,000,000	31742800 - State Wide
Ginin Aikin Hanyar Maigatari Zuwa Babura	3,700,000,000	31742800 - State Wide
Inganta Matsakaitan Asibitoci da Gidajen Likitoci	3,646,400,000	31742800 - State Wide
Gina Hanyoyin Birji a Kananan da Matsakaitan Garuruwa	3,500,000,000	31742800 - State Wide
Gyaran Titunan Birji, Gadoji da Magudanan Ruwa (Culverts)	2,700,000,000	31742800 - State Wide
Ginin Aikin Hanyar Hadejia Zuwa Garun Gabas	2,000,000,000	31742800 - State Wide
Gyararranki da Inganta Ajujuwan Makarantun Primari dana Sakandare	1,700,000,000	31742800 - State Wide
Ginin Kwalbati da Magudanan Ruwa Kilomita 15 a garuruwan Shagari Quarters, Kazaure, Kanti Kazaure, Ung. Tsamiya Taura, Bulangu town, Hago town, Basirka town, Nasarawa Ringim, Guri town, Hadejia town, Layin Danjajeri B/Kudu,	1,400,000,000	31742800 - State Wide
Gyaran Babbar Gadar Hanyar Gwaram Zuwa Basirka	1,000,000,000	31742800 - State Wide
Sababbin Gini da Kwaskwarimar Ajujuwan Makarantun Islamiyya, Karkashin Shirin constituency projects	530,000,000	31742800 - State Wide
Gyaran Matsakaita da Kananan Asibitoci na PHC a Ward-level Karkashin Shirin (State for Basic Healthcare Provision)	497,000,000	31742800 - State Wide
Completion of ongoing water supply scheme under constituency projects	460,000,000	31742800 - State Wide
Renovation of Hatchery Centers at Dutse, Buji, B/Kudu, Auyo, Hadejia, Kirikasamma, Gumel, Babura, Kazaure and Gwiwa	400,000,000	31742800 - State Wide
Ingantawa da Chanza Fasalin Hanyoyin Samar da Ruwan Sha (Guda 40) Zuwa na Zamai (Solar Water Supply)	400,000,000	31742800 - State Wide
Ginin Sabbin Hanyoyi Samar da Ruwan Sha (Guda 30) a Yankuna Bakwai (7) dake Jihar Jigawa Karkashin Shirin constituency projects	300,000,000	31742800 - State Wide
Sayo Takin Zamani karkashin Shirin Gwamnatin Jiha na Samar da Wadataccen Takin Zamani ga Manoma (Government interventions program)	300,000,000	31721300 - HADEJIA
Aikin Wutar Lantarki a Karkara, Karkashin Shirin (Constituency Projects na 2023)	200,000,000	31731100 - GWARAM
Aikin Ginin Kwalbati da Magudanan Ruwa Kimanin (Kilomita 2kms) a Garuruwan Yalwawa, Dangan Tsaure, Sabuwar Gandu, Indian Quarters, Wangara da Sauransu, Karkashin Shirin Dutse Erosion Control-	143,000,000	31730700 - DUTSE
Others Citizens Nominated Projects	704,040,000	
Total Value of Citizens Nominated Projects	39,146,440,000	

Top Five Citizens Nominated Projects



Section 7

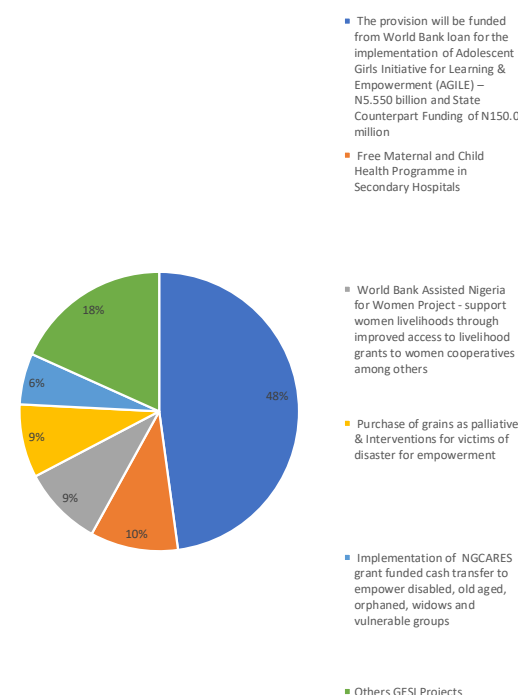
How is the State responding to the Gender, Equity and Social Inclusion needs of its Citizens? /Yaya Gwamnati ke Kula da Harkokin Mata da Mu'amala da Masu Bukata Ta Musamman?

The conscious efforts of the state government to mainstream to implementation of GESI laws, policies and activities has necessitated for the need of disaggregating its budget into GESI, by creating a budget code for GESI and providing details remarks. The process allowed for easy analysis of GESI budget and tracking its implementation. GESI specific budget will be found in most of the sectors in the budget. Below are GESI specific programs and activities into 2024 budget

Table 7 Projects that Respond to GESI Needs

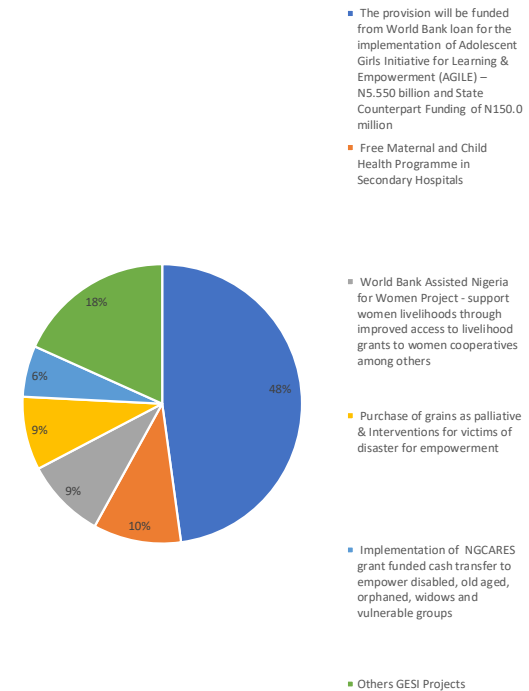
How much have we allocated to Gender, Equity and Social Inclusion responsive Projects?		
Project Description	2024 Budget	Implementing MDA
The provision will be funded from World Bank loan for the implementation of Adolescent Girls Initiative for Learning & Empowerment (AGILE) – N5.550 billion and State Counterpart Funding of N150.0 million	5,650,000,000	056300100100 - Ministry of Higher Education, Science & Technology
Free Maternal and Child Health Programme in Secondary Hospitals	1,200,000,000	052100100100 - Ministry of Health
World Bank Assisted Nigeria for Women Project - support women livelihoods through improved access to livelihood grants to women cooperatives among others	1,100,000,000	051400100100 - Ministry of Women Affairs & Social Development
Purchase of grains as palliative & Interventions for victims of disaster for empowerment	1,000,000,000	016200200100 - State Emergency Management Agency
Implementation of NGCARES grant funded cash transfer to empower disabled, old aged, orphaned, widows and vulnerable groups	700,000,000	051400200100 - Jigawa State Rehabilitation Board
Capacity Building and Skills Development for Women and Youths Artisans on Initiatives for Economic Empowerments	631,000,000	022700100100 - Jigawa State Youth Empowerment and Employment
Implementation of social protection state cash transfer program for pregnant women (state maternal and child CTP) across 27 LGAs	600,000,000	051400200100 - Jigawa State Rehabilitation Board
The Provision is for the Social Support to Elderly and orphans Programme	500,000,000	051400100100 - Ministry of Women Affairs
Construction of female hostel (500 capacity)	470,000,000	056301800100 - Jigawa State Polytechnic
Implementation of NCARES Programme and other projects for support to Business	400,000,000	022700100100 - Jigawa State Youth Empowerment and Employment
Procurement of medical equipment for VVF operations and other health related services (Health System Strengthen Fund)	230,000,000	052100100100 - Ministry of Health
Procurement of medical equipments for Free Maternal and Child Health Programme in Primary Healthcare Centres	226,800,000	052102400100 - Primary Health Care Development Agency
Procurement of Teaching and Learning Equipment under Girls Child Education Programme - (GCEP)	216,000,000	051700100100 - Ministry of Basic Education
Construction of 2no. Blocks of Students Hostels	150,000,000	052102300100 - College of Health Science and Technology Jahun
Construction of 3no. Students Hostels at GSSS Jahun, GSSS Taura and CGSSS Roni	135,000,000	056305500100 - Science & Technical Education Board
Hospital-Based & Zonal Social Welfare Operations - Repatriation and other related social services	123,000,000	051400100100 - Ministry of Women Affairs & Social Development
Procurement and Distribution of 10,000no School Uniforms Sets (Uniforms Sandals and Bags) for Male and Female Students	111,361,000	051700300100 - Nomadic Education Agency
Procurement of working materials and equipment to multi-purpose women centers in the state	100,000,000	051400100100 - Ministry of Women Affairs & Social Development
Provision of Women economic empowerment through CARES program	100,000,000	051400100100 - Ministry of Women Affairs & Social Development
Implementation of Women Development Programme for Support group and adolescent Girls	100,000,000	051400100100 - Ministry of Women Affairs & Social Development
Others GESI Projects	2,156,839,000	
Total Value of GESI Responsive Projects	15,900,000,000	

Top Five GESI Responsive Projects



Adadin Yawan Kudi Nawa Akai Kiyasi Akan Kula da Inganta Hakokin Mata da Masu Bukata ta Musamman		
Bayanan Ayyukan Raya Kasa	Kasafin 2024	Ma'aikaton da Zazu Gudanar da Aikin
The provision will be funded from World Bank loan for the implementation of Adolescent Girls Initiative for Learning & Empowerment (AGILE) – N5.550 billion and State Counterpart Funding of N150.0 million	5,650,000,000	056300100100 - Ministry of Higher Education, Science & Technology
Free Maternal and Child Health Programme in Secondary Hospitals	1,200,000,000	052100100100 - Ministry of Health
World Bank Assisted Nigeria for Women Project - support women livelihoods through improved access to livelihood grants to women cooperatives among others	1,100,000,000	051400100100 - Ministry of Women Affairs & Social Development
Purchase of grains as palliative & Interventions for victims of disaster for empowerment	1,000,000,000	016200200100 - State Emergency Management Agency
Implementation of NGCARES grant funded cash transfer to empower disabled, old aged, orphaned, widows and vulnerable groups	700,000,000	051400200100 - Jigawa State Rehabilitation Board
Capacity Building and Skills Development for Women and Youths Artisans on Initiatives for Economic Empowerments	631,000,000	022700100100 - Jigawa State Youth Empowerment and Employment
Implementation of social protection state cash transfer program for pregnant women (state maternal and child CTP) across 27 LGAs	600,000,000	051400200100 - Jigawa State Rehabilitation Board
The Provision is for the Social Support to Elderly and orphans Programme	500,000,000	051400100100 - Ministry of Women Affairs
Construction of female hostel (500 capacity)	470,000,000	056301800100 - Jigawa State Polytechnic
Implementation of NCARES Programme and other projects for support to Business	400,000,000	022700100100 - Jigawa State Youth Empowerment and Employment
Procurement of medical equipment for VVF operations and other health related services (Health System Strengthen Fund)	230,000,000	052100100100 - Ministry of Health
Procurement of medical equipments for Free Maternal and Child Health Programme in Primary Healthcare Centres	226,800,000	052102400100 - Primary Health Care Development Agency
Procurement of Teaching and Learning Equipment under Girls Child Education Programme - (GCEP)	216,000,000	051700100100 - Ministry of Basic Education
Construction of 2no. Blocks of Students Hostels	150,000,000	052102300100 - College of Health Science and Technology Jahun
Construction of 3no. Students Hostels at GSSS Jahun, GSSS Taura and CGSSS Roni	135,000,000	056305500100 - Science & Technical Education Board
Hospital-Based & Zonal Social Welfare Operations - Repatriation and other related social services	123,000,000	051400100100 - Ministry of Women Affairs & Social Development
Procurement and Distribution of 10,000no School Uniforms Sets (Uniforms Sandals and Bags) for Male and Female Students	111,361,000	051700300100 - Nomadic Education Agency
Procurement of working materials and equipment to multi-purpose women centers in the state	100,000,000	051400100100 - Ministry of Women Affairs & Social Development
Provision of Women economic empowerment through CARES program	100,000,000	051400100100 - Ministry of Women Affairs & Social Development
Implementation of Women Development Programme for Support group and adolescent Girls	100,000,000	051400100100 - Ministry of Women Affairs & Social Development
Others GESI Projects	2,156,839,000	
Total Value of GESI Responsive Projects	15,900,000,000	

Top Five GESI Responsive Projects



Section 8

How does the current year's budget compare to last year's Budget and Out-Turn? / Kwatancin Yawan Kasafin Bana da na Bara

Presented in Table 8 and Table 9 below is the breakdown of the revenue and expenditure composition compared with the previous year's budget and performance outturn. Table 10, Table 11 and Table 12 present the budgeted expenditure for recurrent, capital and total expenditure for the top 20 ministries compared with the previous year's budget figures and budget out-turn.

Table 8 Comparison of Revenue Estimates with Prior Year

How do our Revenue Estimates for 2024 compare to what we budgeted and actually collected in 2023?							
Revenue	2024 Budget	2023 Original Budget		2023 Final Budget		2023 Out-Turn	
		Provision	% Increase/Decrease in 2024 Budget	Provision	% Increase/Decrease in 2024 Budget	Amount	% Increase/Decrease in 2024 Budget
Opening Balance	17,602,000,000	15,604,000,000	12.8%	15,604,000,000	12.8%	26,086,140,855	-32.5%
Federation Account	107,500,000,000	79,215,000,000	35.7%	102,539,000,000	4.8%	73,179,237,182	46.9%
Statutory Allocation	40,000,000,000	45,000,000,000	-11.1%	48,000,000,000	-16.7%	28,125,424,405	42.2%
Derivation	-	-	-	-	-	-	-
VAT	45,000,000,000	28,000,000,000	60.7%	34,000,000,000	32.4%	27,389,850,134	64.3%
Other FAAC Receipts	22,500,000,000	6,215,000,000	262.0%	20,539,000,000	9.5%	17,663,962,642	27.4%
Internally Generated Revenues	50,649,958,000	15,441,619,000	228.0%	22,431,619,000	125.8%	15,652,229,136	223.6%
Tax Revenue, of which	38,493,130,000	5,658,170,000	580.3%	6,348,170,000	506.4%	5,815,013,878	562.0%
Tax Revenues - Personal	8,007,000,000	4,056,000,000	97.4%	4,746,000,000	68.7%	5,542,854,036	44.5%
Tax Revenue - Other	30,486,130,000	1,602,170,000	1802.8%	1,602,170,000	1802.8%	272,159,842	11101.6%
Non-Tax Revenue	12,156,828,000	9,783,449,000	24.3%	16,083,449,000	-24.4%	9,837,215,258	23.6%
Other Sources	122,388,042,000	74,814,381,000	63.6%	102,200,381,000	19.8%	41,734,872,667	193.3%
Aids and Grants	120,608,042,000	71,414,381,000	68.9%	96,504,381,000	25.0%	41,734,872,667	189.0%
Loans	1,780,000,000	3,400,000,000	-47.6%	5,696,000,000	-68.8%	-	-
Other Receipts	-	-	-	-	-	-	-
Total Revenue (including Opening Balance)	298,140,000,000	185,075,000,000	61.1%	242,775,000,000	22.8%	156,652,479,840	90.3%

Table 9 Comparison of Expenditure Estimates with Prior Year

How do our Expenditure Estimates for 2024 compare to what we budgeted and actually spent in 2023?							
Expenditure	2024 Budget	2023 Original Budget		2023 Final Budget		2023 Out-Turn	
		Provision	% Increase/Decrease in 2024 Budget	Provision	% Increase/Decrease in 2024 Budget	Amount	% Increase/Decrease in 2024 Budget
Personnel	64,849,502,000	57,120,000,000	13.5%	59,077,895,000	9.8%	49,087,170,613	32.1%
Salaries, Wages and Allowances	61,748,186,000	53,990,068,000	14.4%	54,965,997,370	12.3%	47,384,907,555	30.3%
Social Contributions	2,015,584,000	1,615,658,000	24.8%	2,615,658,000	-22.9%	971,131,875	107.5%
Social Benefits	1,085,732,000	1,514,274,000	-28.3%	1,496,239,630	-27.4%	731,131,183	48.5%
Other Recurrent	56,756,801,000	33,182,000,000	71.0%	40,356,235,000	40.6%	34,056,763,398	66.7%
Overheads	50,487,247,000	27,742,821,000	82.0%	32,302,386,000	56.3%	25,316,296,817	99.4%
Public Debt Charges	5,500,000,000	4,800,000,000	14.6%	6,067,800,000	-9.4%	6,990,553,403	-21.3%
Transfers of State IGR to LGCs	52,000,000	54,000,000	-3.7%	54,000,000	-3.7%	40,004,010	30.0%
Others (Grants, Subsidies, Other Transfers)	717,554,000	585,179,000	22.6%	1,932,049,000	-62.9%	1,709,909,167	-58.0%
Capital	176,533,697,000	94,773,000,000	86.3%	143,340,870,000	23.2%	73,890,492,427	138.9%
Other Provisions (Contingency)	-	-	-	-	-	-	-
Total Expenditure (including Contingencies)	298,140,000,000	185,075,000,000	61.1%	242,775,000,000	22.8%	157,034,426,437	89.9%

Table 10 Comparison of Ministerial Budget Provisions with Prior Year (Top 20 Ministries) – Recurrent Expenditure

How much have we allocated to each Ministry in 2024 for Recurrent Expenditure compared to what they were allocated and what they actually spent in 2023?							
Recurrent Expenditure by Ministry (Top 20 Spending Ministries)	2024 Budget	2023 Original Budget		2023 Final Budget		2023 Out-Turn	
		Provision	% Increase/Decrease in 2024 Budget	Provision	% Increase/Decrease in 2024 Budget	Amount	% Increase/Decrease in 2024 Budget
Ministry of Higher Education, Science & Technology	21,220,708,000	16,540,963,000	28.3%	18,799,963,000	12.9%	15,552,212,437	36.4%
Ministry of Basic Education	27,133,919,000	22,237,961,000	22.0%	22,304,381,000	21.7%	19,538,277,848	38.9%
Ministry of Works & Transport	1,250,801,000	4,959,970,000	-74.8%	4,961,840,000	-74.8%	4,518,084,665	-72.3%
Ministry of Health	16,046,791,000	14,455,456,000	11.0%	14,698,457,000	9.2%	11,175,520,490	43.6%
Ministry of Agriculture & Natural Resources	1,220,864,000	890,466,000	37.1%	912,570,000	33.8%	705,182,586	73.1%
Ministry of Finance	13,224,039,000	8,956,328,000	47.7%	12,856,628,000	2.9%	10,860,519,019	21.8%
Ministry Of Water Resources	5,166,048,000	3,278,033,000	57.6%	3,290,033,000	57.0%	4,371,539,591	18.2%
Government House	3,855,329,000	1,980,700,000	94.6%	2,667,036,000	44.6%	2,420,861,481	59.3%
Ministry of Environment	597,157,000	593,586,000	0.6%	683,249,000	-12.6%	655,930,264	-9.0%
Ministry of Budget and Economic Planning	6,333,815,000	1,336,600,000	373.9%	1,032,133,000	513.7%	62,253,964	10074.2%
Office of the Secretary to the State Government	4,160,174,000	2,561,765,000	62.4%	3,777,181,000	10.1%	3,692,683,188	12.7%
State House of Assembly	5,063,791,000	3,756,900,000	34.8%	3,996,900,000	26.7%	2,251,693,064	124.9%
Ministry Of Land , Housing, Urban & Regional Development	380,955,000	362,147,000	5.2%	362,127,000	5.2%	310,438,159	22.7%
Jigawa State Agency for Youth Empowerment and Employment	128,640,000	86,700,000	48.4%	86,700,000	48.4%	73,916,275	74.0%
Ministry Of Commerce, Industries and Co-operatives	143,668,000	128,668,000	11.7%	128,668,000	11.7%	99,482,906	44.4%
Judiciary	3,408,022,000	2,426,366,000	40.5%	2,630,966,000	29.5%	2,009,618,527	69.6%
Ministry of Local Government	4,346,300,000	242,600,000	1691.5%	342,600,000	1168.6%	324,813,475	1238.1%
Ministry of Women Affairs	332,531,000	373,822,000	-11.0%	373,822,000	-11.0%	151,666,965	119.3%
Office of the Head of State Civil Service	3,059,072,000	3,115,100,000	-1.8%	3,220,250,000	-5.0%	2,535,649,773	20.6%
State Independent Electoral Commission	1,876,917,000	51,500,000	3544.5%	51,500,000	3544.5%	30,272,461	6100.1%
Other Main Orgs	2,656,762,000	1,966,369,000	35.1%	2,257,126,000	17.7%	1,803,316,871	47.3%
Total Expenditure	121,606,303,000	90,302,000,000	34.7%	99,434,130,000	22.3%	83,143,934,010	46.3%

Adadin Kaso Nawa Akayi Kiyasi Ga Kowacce Ma'aikata a Bana idan Aka Kwatantashi da Na Kasafin Bara, Sannan Adadin Nawa Suka Kashe Daga Cikin Kasafi Bara (Albashi, Fansho, Gudanawar Yau Da Kullum)							
Jerin Sunayen Ma'aikatu Zababibu Guda 20 (Top 20 Spending MDAs)	Kasafin 2024	Kasafin 2023 Na Farko		Kasafin 2023 Mai Kwaskwarima na Karshe		Yawan Kasafin Da Aka Kashe 2023	
		Kasafin Kudi	% Karuwar Kaso ko Raguwar Kaso	Kasafin Kudi	% Karuwar Kaso ko Raguwar Kaso	Jumlar Kudin da Aka Kashe	% Karuwar Kaso ko Raguwar Kaso
Ma'aikatar Ilmi, Kimiyya da Masaha (Mai Zuri)	21,220,708,000	16,540,963,000	28.3%	18,799,963,000	12.9%	15,552,212,437	36.4%
Ma'aikatar Ilmi (Matakin Farko)	27,133,919,000	22,237,961,000	22.0%	22,304,381,000	21.7%	19,538,277,848	38.9%
Ma'aikatar Manyan Ayyuka da Sufuri	1,250,801,000	4,959,970,000	-74.8%	4,961,840,000	-74.8%	4,518,084,665	-72.3%
Ma'aikatar Kiyon Lafiya	16,046,791,000	14,455,456,000	11.0%	14,698,457,000	9.2%	11,175,520,490	43.6%
Ma'aikatar Aikin Gona da Albarkatun Kasa	1,220,864,000	890,466,000	37.1%	912,570,000	33.8%	705,182,586	73.1%
Ma'aikatar Kudi	13,224,039,000	8,956,328,000	47.7%	12,856,628,000	2.9%	10,860,519,019	21.8%
Ma'ikaton Samar da Ruwan Sha	5,166,048,000	3,278,033,000	57.6%	3,290,033,000	57.0%	4,371,539,591	18.2%
Gidan Gwamnati	3,855,329,000	1,980,700,000	94.6%	2,667,036,000	44.6%	2,420,861,481	59.3%
Ma'aikatar Inganta Muhalli	597,157,000	593,586,000	0.6%	683,249,000	-12.6%	655,930,264	-9.0%
Ma'aikatar Kasafi da Tsare-Tsaren Tattalin Arziki	6,333,815,000	1,336,600,000	373.9%	1,032,133,000	513.7%	62,253,964	10074.2%
Ofishin Babban Sakatare Gwamnati na Jiha	4,160,174,000	2,561,765,000	62.4%	3,777,181,000	10.1%	3,692,683,188	12.7%
Majalissar Dokoki ta Jihar Jigawa	5,063,791,000	3,756,900,000	34.8%	3,996,900,000	26.7%	2,251,693,064	124.9%
Ma'aikatar Fili, Gidaje da Inganta Birane da Yankuna	380,955,000	362,147,000	5.2%	362,127,000	5.2%	310,438,159	22.7%
Hukumar Karfafa Matasa Gwuiwa da Samar da Aikinyi ta Jiha	128,640,000	86,700,000	48.4%	86,700,000	48.4%	73,916,275	74.0%
Ma'aikatar Ciniki da Masana'antu	143,668,000	128,668,000	11.7%	128,668,000	11.7%	99,482,906	44.4%
Ma'aikaton Shariya	3,408,022,000	2,426,366,000	40.5%	2,630,966,000	29.5%	2,009,618,527	69.6%
Ma'aikatar Kananan Hukumomi da Cigaban Al'umma	4,346,300,000	242,600,000	1691.5%	342,600,000	1168.6%	324,813,475	1238.1%
Ministry of Women Affairs	332,531,000	373,822,000	-11.0%	373,822,000	-11.0%	151,666,965	119.3%
Office of the Head of State Civil Service	3,059,072,000	3,115,100,000	-1.8%	3,220,250,000	-5.0%	2,535,649,773	20.6%
Ma'aikatar Mata da Inganta Rayuwar Al'umma	1,876,917,000	51,500,000	3544.5%	51,500,000	3544.5%	30,272,461	6100.1%
Other Main Orgs	2,656,762,000	1,966,369,000	35.1%	2,257,126,000	17.7%	1,803,316,871	47.3%
Total Expenditure	121,606,303,000	90,302,000,000	34.7%	99,434,130,000	22.3%	83,143,934,010	46.3%

Table 11 Comparison of Ministerial Budget Provisions with Prior Year (Top 20 Ministries) – Capital Expenditure

How much have we allocated to each Ministry in 2024 for Capital Expenditure compared to what they were allocated and what they actually spent in 2023?							
Capital Expenditure by Ministry (Top 20 Spending Ministries)	2024 Budget	2023 Original Budget		2023 Final Budget		2023 Out-Turn	
		Provision	% Increase/Decrease in 2024 Budget	Provision	% Increase/Decrease in 2024 Budget	Amount	% Increase/Decrease in 2024 Budget
Ministry of Higher Education, Science & Technology	29,878,100,000	23,266,431,000	28.4%	19,655,351,000	52.0%	8,075,470,670	270.0%
Ministry of Basic Education	16,366,461,000	-	-	12,075,480,000	35.5%	3,039,543,048	438.5%
Ministry of Works & Transport	39,748,977,000	21,254,500,000	87.0%	42,891,500,000	-7.3%	32,821,030,455	21.1%
Ministry of Health	20,161,140,000	14,832,864,000	35.9%	18,770,196,000	7.4%	9,942,306,247	102.8%
Ministry of Agriculture & Natural Resources	15,397,900,000	6,588,900,000	133.7%	9,128,900,000	68.7%	401,144,477	3738.5%
Ministry of Finance	938,000,000	950,500,000	-1.3%	3,422,000,000	-72.6%	3,200,000,000	-70.7%
Ministry Of Water Resources	5,813,400,000	6,351,710,000	-8.5%	7,786,710,000	-25.3%	3,646,848,791	59.4%
Government House	6,698,339,000	2,100,300,000	218.9%	4,950,300,000	35.3%	2,364,835,649	183.2%
Ministry of Environment	9,693,950,000	5,152,850,000	88.1%	6,808,550,000	42.4%	2,859,427,985	239.0%
Ministry of Budget and Economic Planning	1,900,000,000	-	-	422,500,000	349.7%	56,560,000	3259.3%
Office of the Secretary to the State Government	3,831,830,000	3,144,700,000	21.9%	3,707,200,000	3.4%	2,310,855,901	65.8%
State House of Assembly	2,109,500,000	900,000,000	134.4%	2,020,000,000	4.4%	1,668,730,550	26.4%
Ministry Of Land , Housing, Urban & Regional Development	5,058,370,000	1,383,440,000	265.6%	1,472,440,000	243.5%	654,895,102	672.4%
Jigawa State Agency for Youth Empowerment and Employment	4,999,810,000	1,087,000,000	360.0%	1,874,000,000	166.8%	1,552,772,001	222.0%
Ministry Of Commerce, Industries and Co-operatives	4,975,500,000	2,714,550,000	83.3%	2,904,550,000	71.3%	643,192,292	673.6%
Judiciary	1,353,000,000	1,272,600,000	6.3%	1,614,600,000	-16.2%	208,081,270	550.2%
Ministry of Local Government	138,000,000	-	-	41,000,000	236.6%	4,500,000	2966.7%
Ministry of Women Affairs	3,779,500,000	3,038,549,000	24.4%	2,838,549,000	33.1%	201,121,449	1779.2%
Office of the Head of State Civil Service	1,017,400,000	50,600,000	1910.7%	305,600,000	232.9%	-	-
State Independent Electoral Commission	50,000,000	-	-	-	-	-	-
Other Main Orgs	2,624,520,000	683,506,000	284.0%	651,444,000	302.9%	239,176,540	997.3%
Total Expenditure	176,533,697,000	94,773,000,000	86.3%	143,340,870,000	23.2%	73,890,492,427	138.9%

Adadin Kaso Nawa Akayi Kiyasi Ga Kowacce Ma'aikata a Bana idan Aka Kwatantashi da Na Kasafin Bara, Sannan Adadin Nawa Suka Kashe Daga Cikin Kasafi Bara (Manyan Ayyukan Raya Kasa)							
Jerin Sunayen Ma'aikatu Zababibu Guda 20 (Top 20 Spending MDAs)	Kasafin 2024	Kasafin 2023 Na Farko		Kasafin 2023 Mai Kwaskwarima na Karshe		Yawan Kasafin Da Aka Kashe 2023	
		Kasafin Kudi	% Karuwar Kaso ko Raguwar Kaso	Kasafin Kudi	% Karuwar Kaso ko Raguwar Kaso	Jumlar Kudin da Aka Kashe	% Karuwar Kaso ko Raguwar Kaso
Ma'aikatar Ilmi, Kimiyya da Masaha (Mai Zuri)	29,878,100,000	23,266,431,000	28.4%	19,655,351,000	52.0%	8,075,470,670	270.0%
Ma'aikatar Ilmi (Matakin Farko)	16,366,461,000	-	-	12,075,480,000	35.5%	3,039,543,048	438.5%
Ma'aikatar Manyan Ayyuka da Sufuri	39,748,977,000	21,254,500,000	87.0%	42,891,500,000	-7.3%	32,821,030,455	21.1%
Ma'aikatar Kiyon Lafiya	20,161,140,000	14,832,864,000	35.9%	18,770,196,000	7.4%	9,942,306,247	102.8%
Ma'aikatar Aikin Gona da Albarkatun Kasa	15,397,900,000	6,588,900,000	133.7%	9,128,900,000	68.7%	401,144,477	3738.5%
Ma'aikatar Kudi	938,000,000	950,500,000	-1.3%	3,422,000,000	-72.6%	3,200,000,000	-70.7%
Ma'ikaton Samar da Ruwan Sha	5,813,400,000	6,351,710,000	-8.5%	7,786,710,000	-25.3%	3,646,848,791	59.4%
Gidan Gwamnati	6,698,339,000	2,100,300,000	218.9%	4,950,300,000	35.3%	2,364,835,649	183.2%
Ma'aikatar Inganta Muhalli	9,693,950,000	5,152,850,000	88.1%	6,808,550,000	42.4%	2,859,427,985	239.0%
Ma'aikatar Kasafi da Tsare-Tsaren Tattalin Arziki	1,900,000,000	-	-	422,500,000	349.7%	56,560,000	3259.3%
Ofishin Babban Sakatare Gwamnati na Jiha	3,831,830,000	3,144,700,000	21.9%	3,707,200,000	3.4%	2,310,855,901	65.8%
Majalissar Dokoki ta Jihar Jigawa	2,109,500,000	900,000,000	134.4%	2,020,000,000	4.4%	1,668,730,550	26.4%
Ma'aikatar Fili, Gidaje da Inganta Birane da Yankuna	5,058,370,000	1,383,440,000	265.6%	1,472,440,000	243.5%	654,895,102	672.4%
Hukumar Karfafa Matasa Gwuiwa da Samar da Aikinyi ta Jiha	4,999,810,000	1,087,000,000	360.0%	1,874,000,000	166.8%	1,552,772,001	222.0%
Ma'aikatar Ciniki da Masana'antu	4,975,500,000	2,714,550,000	83.3%	2,904,550,000	71.3%	643,192,292	673.6%
Ma'aikaton Shariya	1,353,000,000	1,272,600,000	6.3%	1,614,600,000	-16.2%	208,081,270	550.2%
Ma'aikatar Kananan Hukumomi da Cigaban Al'umma	138,000,000	-	-	41,000,000	236.6%	4,500,000	2966.7%
Ministry of Women Affairs	3,779,500,000	3,038,549,000	24.4%	2,838,549,000	33.1%	201,121,449	1779.2%
Office of the Head of State Civil Service	1,017,400,000	50,600,000	1910.7%	305,600,000	232.9%	-	-
Ma'aikatar Mata da Inganta Rayuwar Al'umma	50,000,000	-	-	-	-	-	-
Other Main Orgs	2,624,520,000	683,506,000	284.0%	651,444,000	302.9%	239,176,540	997.3%
Total Expenditure	176,533,697,000	94,773,000,000	86.3%	143,340,870,000	23.2%	73,890,492,427	138.9%

Table 12 Comparison of Ministerial Budget Provisions with Prior Year (Top 20 Ministries) – Total Expenditure

How much have we allocated to each Ministry in 2024 for Total Expenditure compared to what they were allocated and what they actually spent in 2023?							
Total Expenditure by Ministry (Top 20 Spending Ministries)	2024 Budget	2023 Original Budget		2023 Final Budget		2023 Out-Turn	
		Provision	% Increase/Decrease in 2024 Budget	Provision	% Increase/Decrease in 2024 Budget	Amount	% Increase/Decrease in 2024 Budget
Ministry of Higher Education, Science & Technology	51,098,808,000	39,807,394,000	28.4%	38,455,314,000	32.9%	23,627,683,107	116.3%
Ministry of Basic Education	43,500,380,000	22,237,961,000	95.6%	34,379,861,000	26.5%	22,577,820,896	92.7%
Ministry of Works & Transport	40,999,778,000	26,214,470,000	56.4%	47,853,340,000	-14.3%	37,339,115,120	9.8%
Ministry of Health	36,207,931,000	29,288,320,000	23.6%	33,468,653,000	8.2%	21,117,826,736	71.5%
Ministry of Agriculture & Natural Resources	16,618,764,000	7,479,366,000	122.2%	10,041,470,000	65.5%	1,106,327,063	1402.2%
Ministry of Finance	14,162,039,000	9,906,828,000	43.0%	16,278,628,000	-13.0%	14,060,519,019	0.7%
Ministry Of Water Resources	10,979,448,000	9,629,743,000	14.0%	11,076,743,000	-0.9%	8,018,388,382	36.9%
Government House	10,553,668,000	4,081,000,000	158.6%	7,617,336,000	38.5%	4,785,697,130	120.5%
Ministry of Environment	10,291,107,000	5,746,436,000	79.1%	7,491,799,000	37.4%	3,515,358,249	192.7%
Ministry of Budget and Economic Planning	8,233,815,000	1,336,600,000	516.0%	1,454,633,000	466.0%	118,813,964	6830.0%
Office of the Secretary to the State Government	7,992,004,000	5,706,465,000	40.1%	7,484,381,000	6.8%	6,003,539,089	33.1%
State House of Assembly	7,173,291,000	4,656,900,000	54.0%	6,016,900,000	19.2%	3,920,423,613	83.0%
Ministry Of Land , Housing, Urban & Regional Development	5,439,325,000	1,745,587,000	211.6%	1,834,567,000	196.5%	965,333,261	463.5%
Jigawa State Agency for Youth Empowerment and Employment	5,128,450,000	1,173,700,000	336.9%	1,960,700,000	161.6%	1,626,688,276	215.3%
Ministry Of Commerce, Industries and Co-operatives	5,119,168,000	2,843,218,000	80.0%	3,033,218,000	68.8%	742,675,198	589.3%
Judiciary	4,761,022,000	3,698,966,000	28.7%	4,245,566,000	12.1%	2,217,699,797	114.7%
Ministry of Local Government	4,484,300,000	242,600,000	1748.4%	383,600,000	1069.0%	329,313,475	1261.7%
Ministry of Women Affairs	4,112,031,000	3,412,371,000	20.5%	3,212,371,000	28.0%	352,788,414	1065.6%
Office of the Head of State Civil Service	4,076,472,000	3,165,700,000	28.8%	3,525,850,000	15.6%	2,535,649,773	60.8%
State Independent Electoral Commission	1,926,917,000	51,500,000	3641.6%	51,500,000	3641.6%	30,272,461	6265.2%
Other Main Orgs	5,281,282,000	2,649,875,000	99.3%	2,908,570,000	81.6%	2,042,493,412	158.6%
Total Expenditure	298,140,000,000	185,075,000,000	61.1%	242,775,000,000	22.8%	157,034,426,437	89.9%

Adadin Kaso Nawa Akayi Kiyasi Ga Kowacce Ma'aikata a Bana idan Aka Kwatantashi da Na Kasafin Bara, Sannan Adadin Nawa Suka Kashe Daga Cikin Kasafi Bara (Jumlar Kasafi)							
Jerin Sunayen Ma'aikatu Zababibu Guda 20 (Top 20 Spending MDAs)	Kasafin 2024	Kasafin 2023 Na Farko		Kasafin 2023 Mai Kwaskwarima na Karshe		Yawan Kasafin Da Aka Kashe 2023	
		Kasafin Kudi	% Karuwar Kaso ko Raguwar Kaso	Kasafin Kudi	% Karuwar Kaso ko Raguwar Kaso	Jumlar Kudin da Aka Kashe	% Karuwar Kaso ko Raguwar Kaso
Ma'aikatar Ilmi, Kimiyya da Masaha (Mai Zurfi)	51,098,808,000	39,807,394,000	28.4%	38,455,314,000	32.9%	23,627,683,107	116.3%
Ma'aikatar Ilmi (Matakin Farko)	43,500,380,000	22,237,961,000	95.6%	34,379,861,000	26.5%	22,577,820,896	92.7%
Ma'aikatar Manyan Ayyuka da Sufuri	40,999,778,000	26,214,470,000	56.4%	47,853,340,000	-14.3%	37,339,115,120	9.8%
Ma'aikatar Kiyon Lafiya	36,207,931,000	29,288,320,000	23.6%	33,468,653,000	8.2%	21,117,826,736	71.5%
Ma'aikatar Aikin Gona da Albarkatun Kasa	16,618,764,000	7,479,366,000	122.2%	10,041,470,000	65.5%	1,106,327,063	1402.2%
Ma'aikatar Kudi	14,162,039,000	9,906,828,000	43.0%	16,278,628,000	-13.0%	14,060,519,019	0.7%
Ma'ikatun Samar da Ruwan Sha	10,979,448,000	9,629,743,000	14.0%	11,076,743,000	-0.9%	8,018,388,382	36.9%
Gidan Gwamnati	10,553,668,000	4,081,000,000	158.6%	7,617,336,000	38.5%	4,785,697,130	120.5%
Ma'aikatar Inganta Muhalli	10,291,107,000	5,746,436,000	79.1%	7,491,799,000	37.4%	3,515,358,249	192.7%
Ma'aikatar Kasafi da Tsare-Tsaren Tattalin Arziki	8,233,815,000	1,336,600,000	516.0%	1,454,633,000	466.0%	118,813,964	6830.0%
Ofishin Babban Sakataɗn Gwamnati na Jiha	7,992,004,000	5,706,465,000	40.1%	7,484,381,000	6.8%	6,003,539,089	33.1%
Majalissar Dokoki ta Jihar Jigawa	7,173,291,000	4,656,900,000	54.0%	6,016,900,000	19.2%	3,920,423,613	83.0%
Ma'aikatar Fili, Gidaje da Inganta Birane da Yankuna	5,439,325,000	1,745,587,000	211.6%	1,834,567,000	196.5%	965,333,261	463.5%
Hukumar Karfafawa Matasa Gwuwa da Samar da Aikinyi ta Jiha	5,128,450,000	1,173,700,000	336.9%	1,960,700,000	161.6%	1,626,688,276	215.3%
Ma'aikatar Ciniki da Masana'antu	5,119,168,000	2,843,218,000	80.0%	3,033,218,000	68.8%	742,675,198	589.3%
Ma'ikatun Shariya	4,761,022,000	3,698,966,000	28.7%	4,245,566,000	12.1%	2,217,699,797	114.7%
Ma'aikatar Kananan Hukumomi da Cigaban Al'umma	4,484,300,000	242,600,000	1748.4%	383,600,000	1069.0%	329,313,475	1261.7%
Ministry of Women Affairs	4,112,031,000	3,412,371,000	20.5%	3,212,371,000	28.0%	352,788,414	1065.6%
Office of the Head of State Civil Service	4,076,472,000	3,165,700,000	28.8%	3,525,850,000	15.6%	2,535,649,773	60.8%
Ma'aikatar Mata da Inganta Rayuwar Al'umma	1,926,917,000	51,500,000	3641.6%	51,500,000	3641.6%	30,272,461	6265.2%
Other Main Orgs	5,281,282,000	2,649,875,000	99.3%	2,908,570,000	81.6%	2,042,493,412	158.6%
Total Expenditure	298,140,000,000	185,075,000,000	61.1%	242,775,000,000	22.8%	157,034,426,437	89.9%

Section 9 Glossary of Terms

Terms	Explanation
Deficit	This is an excess of expenditure over the expected income in a fiscal year (Budget year).
Deficit Financing	This means generating funds to finance the deficit which results from excess expenditure over revenue.
FAAC	The account into which mineral revenues, Companies' Income Tax, Customs and VAT revenues are remitted, and from which disbursements are made to the three tiers of Government by the Federation Account Allocation Committee.
Internal Revenue	This is the revenue collected within the state related to income tax (PAYE represents the highest contributor to IGR), fines, levies, fees, and other sources of revenue within the state.
Aids and Grants	These are budget support usually from the Federal Government, International Development partners, charities and alike for the execution of the approved budget
Loans	This is an amount borrowed as part of the financing option that is expected to be paid back with interest.
Other Receipts	This is generated when actual crude oil price, production, and NGN: USD exchange rates exceed the Budget benchmarks and hence extra revenue is generated.
Personnel	These are personal emoluments such as salaries, allowances, social benefits (e.g., pension and gratuity) and social contributions paid to civil servants and other government functionaries.
Overhead	This comprises mainly of operational and maintenance costs for running day-to-day activities of the Government.
Debt Service	This is the repayments of loans taken by the government to finance the budget which includes interest on un-matured debt and on other accounts, amortization of premiums and discounts on un-matured debt, the servicing costs and cost of issuing new borrowings
Capital Expenditure	This is also referred to as development expenditure and is made up of government spending on the acquisition or upgrade of assets (tangible and non-tangible assets) such as land, buildings, machinery, equipment,
Statutory Allocation	Statutory Allocation is a transfer from the Federal Allocation Accounts Committee (FAAC) and is based on the collection of minerals (largely Oil) and non-mineral revenues (companies' income tax, customs, and excise) at the national level, which is then shared between the three tiers of government using sharing ratios.
Derivation	This is also a transfer from the Federation Accounts. It is informed by the volume and prices of oil in the global market as well as actual output attributable to the state.
VAT	This is an ad valorem tax on most goods and services