



JIGAWA STATE GOVERNMENT

BUDGET IMPLEMENTATION REPORT (BIR) SECOND QUARTER (Q2ND) 2025

Compiled by:

Ministry of Budget and Economic Planning
Block A, New State Secretariat Complex, Takur Dutse.

July, 2025

www.jsbepd.org
www.jigawastate.gov.ng

Contents

1	Summary of Performance.....	3
1.A	Introduction	3
1.B	Revenue Performance	3
1.C	Recurrent Expenditure Performance	4
1.D	Capital Expenditure Performance	4
1.E	Underperformed/Overperformed Revenue Line Items.....	4
1.F	Overspending:	4
1.G	Conclusions.....	4
1.H	Summary Budget Implementation Graphs.....	6
1.I	Summary Budget Implementation Report	8
2	Budget Implementation Reports by NCOA Segments.....	9
2.A	Revenue by Administrative Classification	9
2.B	Revenue by Economic Classification	12
2.C	Expenditure by Administrative Classification	16
2.D	Expenditure by Economic Classification	33
2.E	Expenditure by Functional Classification	41
2.F	Expenditure by Programme Classification	51
3	Capital Expenditure Details	56
4	Primary Healthcare Budget Performance.....	86
4.A	Overview	86
4.B	Budget Implementation Reports by NCOA Segment.....	87
5	Basic Education Budget Performance	90
5.A	Overview	90
5.B	Budget Implementation Reports by NCOA Segment.....	91

List of Graphical Presentations

Figure 1: Fiscal Performance Overview for Quarter.....	6
Figure 2: Fiscal Performance Overview Year to Date	7
Figure 3: Summary of Primary Health Care Budget Performance for Quarter and Year to Date	86
Figure 4: Summary of Basic Education Budget Performance Year to Date	90

List of Reports

Table 1: Budget Implementation Summary	8
Table 2: Total Revenue by Administrative Classification.....	9
Table 3: Total Revenue by Economic Classification.....	12
Table 4: Total Expenditure by Administrative Classification.....	16
Table 5: Personnel Expenditure by Administrative Classification	20
Table 6: Overhead Expenditure by Administrative Classification.....	24
Table 7: Capital Expenditure by Administrative Classification.....	28
Table 8: Other Expenditure by Administrative Classification.....	31
Table 9: Total Expenditure by Economic Classification	33
Table 10: Total Expenditure by Functional Classification.....	41
Table 11: Personnel Expenditure by Functional Classification	44
Table 12: Overhead Expenditure by Functional Classification	46
Table 13: Capital Expenditure by Functional Classification	48
Table 14: Other Expenditure by Functional Classification	50
Table 15: Total Expenditure by Programme Classification	51
Table 16: Personnel Expenditure by Programme Classification	52
Table 17: Overhead Expenditure by Programme Classification	53
Table 18: Capital Expenditure by Programme Classification	54
Table 19: Other Expenditure by Programme Classification	55
Table 20: Capital Expenditure by Project	56
Table 21: Primary Healthcare Expenditure by Administrative Classification	87
Table 22: Primary Healthcare Expenditure by Functional Classification	87
Table 23: Primary Healthcare Expenditure by Programme Classification.....	87
Table 24: Primary Healthcare Expenditure by Economic Classification	88
Table 25: Basic Education Expenditure by Administrative Classification.....	91
Table 26: Basic Education Expenditure by Functional Classification.....	91
Table 27: Basic Education Expenditure by Programme Classification.....	92
Table 28: Basic Education Expenditure by Economic Classification	93

1 Summary of Performance

1.A Introduction

The Budget Implementation Report for Jigawa State is prepared on a quarterly basis and issued within 28 days from the end of each quarter of the fiscal year.

This report is based on original approved budget appropriations for the year 2025 against each organizational unit for each of the core economic classifications of expenditure (Personnel, Overheads, Capital, and Others). The actual expenditures for the quarter Q2, attributed to each organizational unit, as well as the cumulative expenditures for the year to date, and balances against each of the revenue and expenditure appropriations.

This Second Quarter (Q2) report is assessed against the 2025 original approved budget estimates.

The core economic classifications, as per the National Chart of Accounts (NCOA) refer to:

- Revenue – Economic Account Type 1
- Personnel Expenditure – Economic Sub-Account Type 21
- Overheads Expenditure - Economic Account Class 2202
- Capital Expenditure - Economic Sub-Account Type 23
- Other Expenditures (covering Loans, Grants and Contributions, Subsidies, Debt Service and Transfer Payments) - Economic Account Classes 2203-2209 as applicable.

This report includes sections 4 and 5 detailed reports on Primary Healthcare and Basic Education expenditures, respectively. Section 3 identifies performance of climate change responsive capital expenditure related to adaption and mitigation.

This Budget Implementation Report is produced by the Ministry of Budget and Economic Planning and published on its website at www.jsbepd.org and State website at www.jigawastate.gov.ng

1.B Revenue Performance

The overall Revenue performance indicates good progress. The total accrual as at the end of Q2 (including Opening Balance) was approximately **N266.891 billion**, equivalent to about **38.2%** of the total appropriated income, which could be considered as satisfactory performance.

The breakdown of revenue performance shows that the Government's share of FAAC has the highest performance at **N139.617 billion**, which is **20.0%** of the total appropriated estimates of **N268.1 billion**. In contrast, Independent Revenue recorded only **N6.949 billion**, which is a mere **8.3%** of **N83.522 billion** as estimated, reflecting low average performance. Similarly, other receipts, comprising Aids & Grants, have a performance of **N22.673 billion**, which is **19.4%** slight increase of the first quarter report, against the total estimate of **N166.878 billion**, reflecting a low performance. Loans/Borrowings, with an allocation of **N129.8 billion**, were the second-highest expected revenue source in the approved budget, but **N10.987** only were able to drawn as at the second quarter reflect **8.5%** however processes are in place to access the loans, disbursement may occur before the end of next quarter and will be captured in the next quarterly report.

The low performance reported in Independent Revenue and Other Receipts and indeed expenditure items are attributed to inability of Ministries, Departments, and Agencies (MDAs) to submit quarterly expenditure and receipts reports promptly. Efforts are already being made towards to address the reporting gaps and improve overall performance. The early evidence of higher-than-forecast

collections on a few revenue lines suggests that the State Government's recent measures to boost internally generated revenue are beginning to yield results.

1.C Recurrent Expenditure Performance

Details of Recurrent Expenditure Performance are presented in the relevant tables in section 2 of this budget implementation report. Against a full-year recurrent expenditure appropriation of **₦160.902 billion**, actual recurrent spending reported as of this Second quarter stood at **₦56.629 billion**, representing **35.7%** performance based on the data presently available. This is considered satisfactory.

Personnel Costs accounted for **₦40.129 billion**, which is **44.2%** of the **₦90.730 billion** as approved estimates, indicating a good performance. Meanwhile, Overhead/Other recurrent expenditure accounted for **₦16.501 billion** out of **₦70.172 billion** of appropriated budget estimates, which is **24.2%**, signifying an average performance. Although some MDAs submitted their reports after the finalisation of the Excel version of this report, their data will be incorporated into the Third Quarter Budget Implementation Report.

1.D Capital Expenditure Performance

The total capital expenditure as at the end of the second quarter of 2025 approved budget as presented below, amounted to **₦82.988 billion**, equivalent to **15.4%** of the total appropriated capital expenditure of **₦537.398 billion**. The performance for capital expenditure is below average. Procurement plans of most capital-intensive projects of most MDAs primarily target beyond first quarter, which are to ensure providing adequate time to deal with all the necessary contract procedures. During the second quarter, many of these projects entered the implementation phase, with several undergoing tender approvals and vetting processes.

It is expected that capital expenditure performance will improve significantly by the third quarter. Further details on the implementation status of capital projects are provided in Section 3 of this report.

1.E Underperformed/Overperformed Revenue Line Items

Some revenue line items are overperforming, which is attributed to the efforts of the State Internal Revenue Agency to enhance revenue collection in the State. Consequently, many of these revenue line estimates will be reviewed during the preparation of the supplementary budget.

However, a few line items continue to underperform, despite reaching the mid-point of the fiscal year. Given the State Governor's strong emphasis on boosting internally generated revenue, we remain optimistic that performance will improve before the end of the year.

1.F Overspending:

The identified overspending from reports will be addressed through either the Budget Review or any other legalised budget adjustment process before the end of the second quarter.

1.G Conclusions

Due to minor clerical errors when migrating the 2025 budget data into the Budget Implementation Reporting templates, there were some minor inconsistencies in the 2025 Original Budget figures between the 2025 Approved Budget publication and the 2025 Quarter 1 Budget Implementation Report. This affected the following reports in the Q1 BIR:

- Revenue by Economic Segment
- Expenditure by Economic segment

These issues have been corrected in this Quarter 2 Budget Implementation Report.

In conclusion, the overall second quarter (Q2) Budget Implementation Report indicates good performance in terms of revenue inflow from the Federal Government and the payment of Salaries and Wages. However, performance in Independent Revenue, Overhead Cost/Other recurrent, Social Contribution and Capital Expenditures is very low, primarily due to the number of reasons mentioned above. The unreported expenditures for all segments will be included in the third quarter report.

1.H Summary Budget Implementation Graphs

Figure 1: Fiscal Performance Overview for Quarter

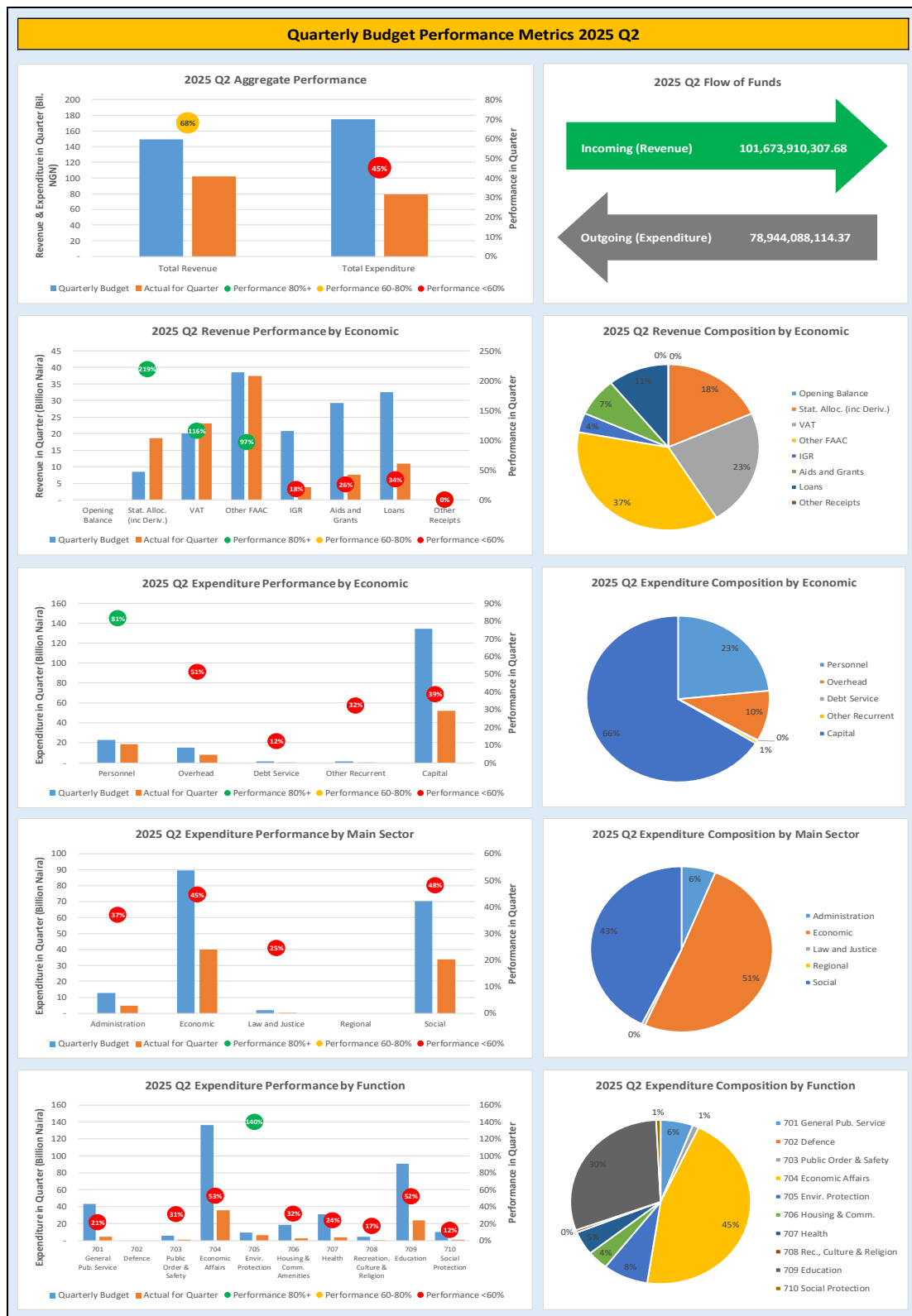
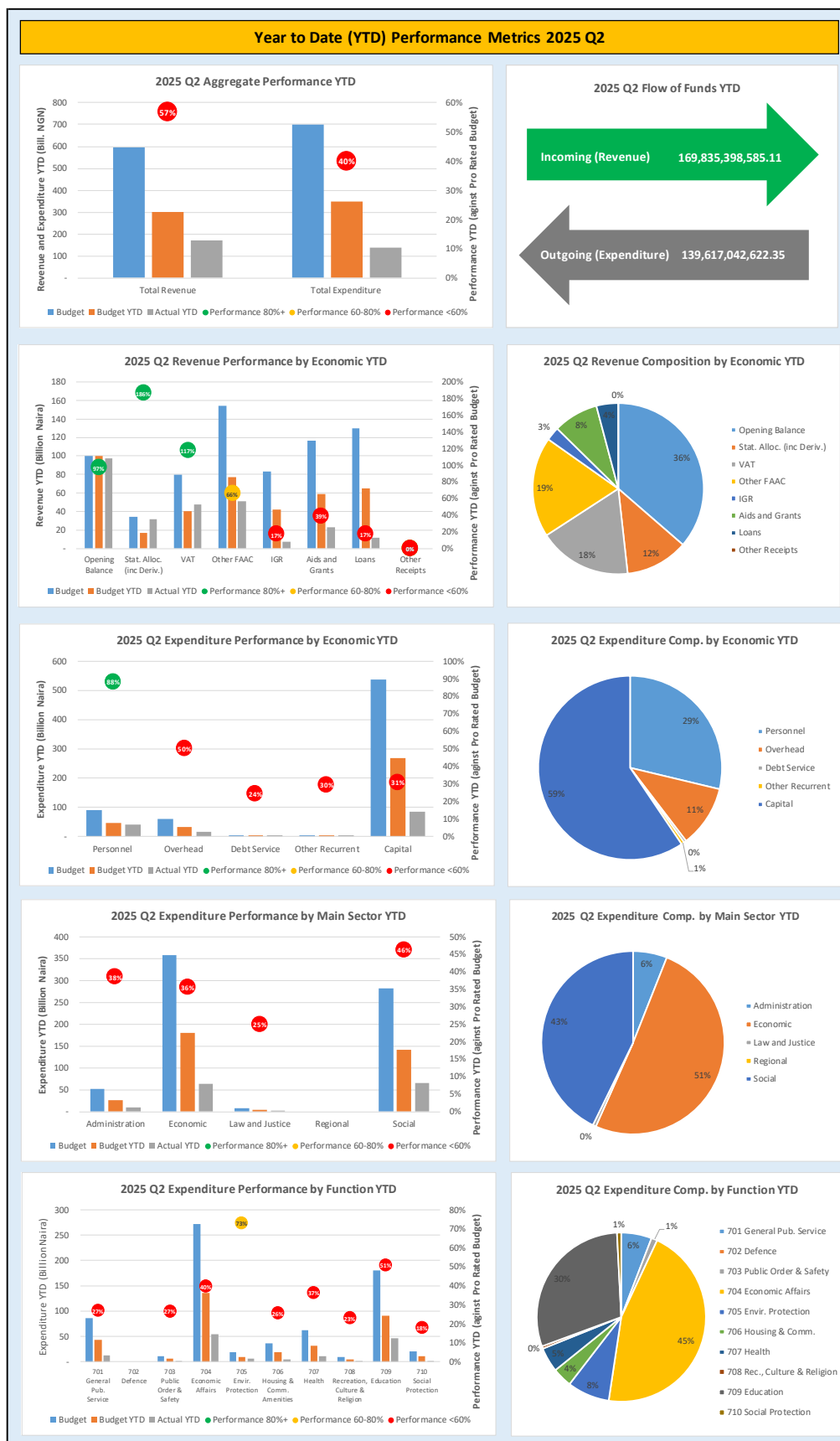


Figure 2: Fiscal Performance Overview Year to Date



1.I Summary Budget Implementation Report

Table 1: Budget Implementation Summary

Jigawa State Government 2025 Q2 Budget Performance Report - Summary

Item	2025 Original Budget	2025 Q2 Performance	2025 Performance Year to Date (Q1-Q2)	% Performance Year to Date against 2025 Original Budget	Balance (against Original Budget)
Opening Balance	100,000,000,000.00	-	97,055,559,005.50	97.1%	2,944,440,994.50
Recurrent Revenue	351,622,420,000.00	83,067,957,819.75	136,174,872,478.19	38.7%	215,447,547,521.81
11 - GOVERNMENT SHARE OF FAAC	268,100,000,000.00	79,254,092,275.99	129,225,624,847.88	48.2%	138,874,375,152.12
12 - Independent Revenue	83,522,420,000.00	3,813,865,543.76	6,949,247,630.31	8.3%	76,573,172,369.69
Recurrent Expenditure	160,902,480,000.00	26,782,209,765.65	56,629,084,799.52	35.2%	104,273,395,200.48
21 - PERSONNEL COST (INCLUDING 2201 WHERE APPROPRIATE)	90,730,520,000.00	18,470,264,984.42	40,128,523,979.60	44.2%	50,601,996,020.40
22 - OTHER RECURRENT COSTS (EXCLUDING 2201)	70,171,960,000.00	8,311,944,781.23	16,500,560,819.92	23.5%	53,671,399,180.08
<i>Breakdown of Other Recurrent Costs</i>					
2202 - OVERHEAD COST	60,481,220,000.00	7,767,557,364.69	15,189,613,460.30	25.1%	45,291,606,539.70
OTHER RECURRENT (2203-2209)	9,690,740,000.00	544,387,416.54	1,310,947,359.62	13.5%	8,379,792,640.38
Transfer to Capital Account	290,719,940,000.00	56,285,748,054.10	176,601,346,684.17	60.7%	114,118,593,315.83
Other Receipts	246,677,580,000.00	18,605,952,487.93	33,660,526,106.92	13.6%	213,017,053,893.08
13 - AID AND GRANTS	116,877,580,000.00	7,618,895,385.71	22,673,469,004.70	19.4%	94,204,110,995.30
14 - CAPITAL DEVELOPMENT FUND (CDF) RECEIPTS	129,800,000,000.00	10,987,057,102.22	10,987,057,102.22	8.5%	118,812,942,897.78
Capital Expenditure	537,397,520,000.00	52,161,878,348.72	82,987,957,822.83	15.4%	454,409,562,177.17
23 - Capital Expenditure	537,397,520,000.00	52,161,878,348.72	82,987,957,822.83	15.4%	454,409,562,177.17
Total Revenue (including OB)	698,300,000,000.00	101,673,910,307.68	266,890,957,590.61	38.2%	431,409,042,409.39
Total Expenditure	698,300,000,000.00	78,944,088,114.37	139,617,042,622.35	20.0%	558,682,957,377.65

2 Budget Implementation Reports by NCOA Segments

2.A Revenue by Administrative Classification

Table 2: Total Revenue by Administrative Classification

Jigawa State Government Budget Performance Report 2025 Q2 - Total Revenue by Administrative Classification

Code	Administrative Unit	2025 Original Budget	2025 Q2 Performance	2025 Performance Year to Date (Q1-Q2)	% Performance Year to Date against 2025 Original Budget	Balance (against Original Budget)
	Total Revenue	598,300,000,000.00	101,673,910,307.68	169,835,398,585.11	28.4%	428,464,601,414.89
010000000000	Administrative	5,423,516,000.00	346,873,231.88	837,070,788.11	15.4%	4,586,445,211.89
011100000000	Government House	1,050,200,000.00	10,546,630.69	13,325,981.38	1.3%	1,036,874,018.62
011100100100	Government House	3,000,000.00	2,950,000.00	2,950,000.00	98.3%	50,000.00
011101000100	Due Process & Project Monitoring Bureau	5,500,000.00	1,296,630.69	2,575,981.38	46.8%	2,924,018.62
011103700100	Pilgrim Welfare Agency	3,000,000.00	-	-	0.0%	3,000,000.00
011100900100	Jigawa State Public Complaints and Anti Corruption Commission	1,000,000,000.00	-	-	0.0%	1,000,000,000.00
011100700100	Jigawa State Research Institute	38,700,000.00	6,300,000.00	7,800,000.00	20.2%	30,900,000.00
016100000000	Office of the Secretary to the State Government	1,985,500,000.00	37,556,500.00	39,126,000.00	2.0%	1,946,374,000.00
016100100100	Office of the SSG Admin & Finance Directorate	102,000,000.00	-	-	0.0%	102,000,000.00
016100200100	Chieftancy & Religious Affairs Department	3,500,000.00	-	-	0.0%	3,500,000.00
016100400100	Special Service Directorate	520,000,000.00	32,229,000.00	32,229,000.00	6.2%	487,771,000.00
016100500100	Council Affairs Department	1,000,000,000.00	5,327,500.00	6,897,000.00	0.7%	993,103,000.00
016100600100	Jigawa State Hisbah Board	360,000,000.00	-	-	0.0%	360,000,000.00
012500000000	Office of the Head of State Civil Service	276,700,000.00	58,094,538.00	58,108,038.00	21.0%	218,591,962.00
012500100100	Office of the Head of State Civil Service	700,000.00	600,000.00	600,000.00	85.7%	100,000.00
012500100300	Manpower Development and Training Directorate	500,000.00	103,500.00	117,000.00	23.4%	383,000.00
012500100500	Manpower Development Institute	275,500,000.00	57,391,038.00	57,391,038.00	20.8%	218,108,962.00
014000000000	Office of the Auditor General	702,235,000.00	240,675,563.19	384,183,130.27	54.7%	318,051,869.73
014000100100	Office of the State Auditor General	675,000.00	45,000.00	360,000.00	53.3%	315,000.00
014000200100	Office of the Auditor General Local Government Audit	701,560,000.00	240,630,563.19	383,823,130.27	54.7%	317,736,869.73
014700000000	Civil Service Commission	3,200,000.00	-	-	0.0%	3,200,000.00
014700100100	Civil Service Commission	3,200,000.00	-	-	0.0%	3,200,000.00
014800000000	State Independent Electoral Commission	681,000.00	-	-	0.0%	681,000.00
014800100100	State Independent Electoral Commission	681,000.00	-	-	0.0%	681,000.00
014900000000	Local Government Service Commission	1,405,000,000.00	-	342,327,638.46	24.4%	1,062,672,361.54
014900100100	Local Government Service Commission	1,405,000,000.00	-	342,327,638.46	24.4%	1,062,672,361.54
020000000000	Economic	489,287,736,000.00	82,602,113,119.28	135,142,927,300.64	27.6%	354,144,808,699.37
021500000000	Ministry of Agriculture & Natural Resources	62,258,500,000.00	354,922,592.79	444,861,277.79	0.7%	61,813,638,722.21
021500100100	Ministry of Agriculture & Natural Resources	58,530,500,000.00	4,500,000.00	5,127,000.00	0.0%	58,525,373,000.00
021510200100	Jigawa State Agricultural & Rural Development Authority (JARDA)	3,728,000,000.00	350,422,592.79	439,734,277.79	11.8%	3,288,265,722.21
022000000000	Ministry of Finance	397,666,336,000.00	81,207,984,985.33	133,581,093,986.80	33.6%	264,085,242,013.20
022000100100	Ministry of Finance	392,123,200,000.00	79,254,092,275.99	129,994,263,037.55	33.2%	262,128,936,962.45
022000800100	Jigawa State Internal Revenue Service (JIRS)	5,543,136,000.00	1,953,892,709.34	3,586,830,949.25	64.7%	1,956,305,050.75
022200000000	Ministry Of Commerce, Industries and Co-operatives	587,100,000.00	6,578,216.00	8,534,216.00	1.5%	578,565,784.00
022200100100	Ministry of Commerce, Industries and Co-operatives	535,000,000.00	6,578,216.00	8,534,216.00	1.6%	526,465,784.00
022200200100	Mineral Resources Development Agency	50,600,000.00	-	-	0.0%	50,600,000.00
022200300100	Jigawa State Investment Promotion Agency	1,500,000.00	-	-	0.0%	1,500,000.00
022700000000	Jigawa State Agency for Youth Empowerment and Employment	1,001,500,000.00	-	-	0.0%	1,001,500,000.00
022700100100	Jigawa State Agency for Youth Empowerment and Employment	1,001,500,000.00	-	-	0.0%	1,001,500,000.00
023100000000	Ministry of Power and Renewable Energy	13,751,500,000.00	301,764,500.00	315,654,500.00	2.3%	13,435,845,500.00
023100100100	Ministry of Power and Energy	13,702,500,000.00	301,764,500.00	301,764,500.00	2.2%	13,400,735,500.00
023100200100	Rural Electricity Board	49,000,000.00	-	13,890,000.00	28.3%	35,110,000.00

Code	Administrative Unit	2025 Original Budget	2025 Q2 Performance	2025 Performance Year to Date (Q1-Q2)	% Performance Year to Date against 2025 Original Budget	Balance (against Original Budget)
023400000000	Ministry of Works & Transport	140,500,000.00	5,501,000.00	7,316,000.00	5.2%	133,184,000.00
023400100100	Ministry of Works & Transport	127,000,000.00	5,174,000.00	6,989,000.00	5.5%	120,011,000.00
023400400100	Jigawa Roads Maintenance Agency	8,500,000.00	-	-	0.0%	8,500,000.00
023400900100	Fire Service Directorate	5,000,000.00	327,000.00	327,000.00	6.5%	4,673,000.00
023800000000	Ministry of Budget and Economic Planning	350,000,000.00	-	-	0.0%	350,000,000.00
023800100100	Ministry of Budget and Economic Planning	250,000,000.00	-	-	0.0%	250,000,000.00
023800400100	Jigawa State Residents Identity Management Agency (JISIRIMA)	100,000,000.00	-	-	0.0%	100,000,000.00
025200000000	Ministry Of Water Resources	4,344,300,000.00	725,166,825.16	740,101,477.16	17.0%	3,604,198,522.85
025200100100	Ministry of Water Resources	4,251,300,000.00	663,487,825.16	663,487,825.16	15.6%	3,587,812,174.85
025210200100	Jigawa state Water Board	75,000,000.00	20,549,000.00	32,528,652.00	43.4%	42,471,348.00
025210300100	Rural Water Supply and Sanitation Agency	6,000,000.00	17,500,000.00	17,500,000.00	291.7%	- 11,500,000.00
025210400100	Small Town Water Supply Agency	12,000,000.00	23,630,000.00	26,585,000.00	221.5%	- 14,585,000.00
026000000000	Ministry Of Land , Housing, Urban & Regional Development	9,188,000,000.00	195,000.00	45,365,842.89	0.5%	9,142,634,157.11
026000100100	Ministry of Lands, Housing, Urban & Regional Planning Development	5,760,000,000.00	-	32,397,716.26	0.6%	5,727,602,283.74
026000200100	Jigawa State Housing Authority	3,303,000,000.00	-	6,733,126.63	0.2%	3,296,266,873.37
026000300100	Urban Development Board	115,000,000.00	-	5,565,000.00	4.8%	109,435,000.00
026000400100	Dutse Capital Development Authority (DCDA)	10,000,000.00	195,000.00	670,000.00	6.7%	9,330,000.00
030000000000	Law & Justice	1,022,250,000.00	766,765,093.91	913,429,525.82	89.4%	108,820,474.18
031800000000	Judiciary	22,250,000.00	3,487,200.00	7,838,435.00	35.2%	14,411,565.00
031800500100	High Court of Justice	12,000,000.00	3,487,200.00	7,838,435.00	65.3%	4,161,565.00
031800600100	Sharia Court of Appeal	10,000,000.00	-	-	0.0%	10,000,000.00
031801100100	Judicial Service Commission	250,000.00	-	-	0.0%	250,000.00
032600000000	Ministry of Justice	1,000,000,000.00	763,277,893.91	905,591,090.82	90.6%	94,408,909.18
032600100100	Ministry of Justice	1,000,000,000.00	763,277,893.91	905,591,090.82	90.6%	94,408,909.18
050000000000	Social	102,566,498,000.00	17,958,158,862.62	32,941,970,970.55	32.1%	69,624,527,029.45
051300000000	Ministry of Information, Youth, Sports & Culture	837,162,000.00	57,176,519.25	63,501,519.25	7.6%	773,660,480.75
051300100100	Ministry of Information Youths, Sports and Culture	1,562,000.00	299,000.00	324,000.00	20.7%	1,238,000.00
051300200100	Jigawa State History and Culture Bureau	600,000.00	87,000.00	87,000.00	14.5%	513,000.00
051300300100	Jigawa State Television (JTV)	35,000,000.00	7,420,000.00	13,420,000.00	38.3%	21,580,000.00
051300400100	Jigawa State Broadcasting Corporation (Radio)	50,000,000.00	9,009,718.00	9,009,718.00	18.0%	40,990,282.00
051300500100	Jigawa State Printing Press	700,000,000.00	38,000,801.25	38,000,801.25	5.4%	661,999,198.75
051300700100	Jigawa State Sports Council	50,000,000.00	2,360,000.00	2,660,000.00	5.3%	47,340,000.00
051400000000	Ministry of Women Affairs	3,438,016,000.00	4,500,000,000.00	4,500,000,000.00	130.9%	- 1,061,984,000.00
051400100100	Ministry of Women Affairs & Social Development	3,200,500,000.00	4,500,000,000.00	4,500,000,000.00	140.6%	- 1,299,500,000.00
051400200100	Jigawa State Rehabilitation Board	237,516,000.00	-	-	0.0%	237,516,000.00
051700000000	Ministry of Basic Education	31,143,100,000.00	3,667,000.00	12,342,512,311.74	39.6%	18,800,587,688.26
051700100100	Ministry of Basic Education	25,400,000.00	-	9,396,663.68	37.0%	16,003,336.32
051700200100	Agency for Mass Education	700,000.00	-	900,000.00	128.6%	- 200,000.00
051700300100	Nomadic Education Agency	1,000,000.00	-	-	0.0%	1,000,000.00
051700400100	Library Board	2,000,000.00	585,000.00	585,000.00	29.3%	1,415,000.00
051700500100	State Universal Basic Education Board (SUBEB)	6,614,000,000.00	3,082,000.00	3,557,869,584.46	53.8%	3,056,130,415.54
051700500300	Local Education Authority (LEA)	24,500,000,000.00	-	8,773,761,063.60	35.8%	15,726,238,936.40
056300000000	Ministry of Higher Education, Science & Technology	21,892,500,000.00	5,412,887,066.22	5,576,637,271.27	25.5%	16,315,862,728.73
056300100100	Ministry of Higher Education, Science & Technology	7,705,300,000.00	28,859,641.00	44,905,366.00	0.6%	7,660,394,634.00
056301800100	Jigawa State Polytechnic Dutse	370,140,000.00	-	-	0.0%	370,140,000.00
056301800200	Binyaminu Usman Polytechnic Hadejia	1,287,480,000.00	20,019,920.00	24,633,235.00	1.9%	1,262,846,765.00
056301900100	Jigawa State College of Education	150,778,000.00	-	-	0.0%	150,778,000.00

Code	Administrative Unit	2025 Original Budget	2025 Q2 Performance	2025 Performance Year to Date (Q1-Q2)	% Performance Year to Date against 2025 Original Budget	Balance (against Original Budget)
056302100100	Sule Lamido University Khafin Hausa	9,265,700,000.00	1,216,633,011.20	1,216,633,011.20	13.1%	8,049,066,988.80
056305500100	Science & Technical Education Board	1,150,000.00	300,000.00	900,000.00	78.3%	250,000.00
056305600100	Jigawa State Scholarship Board	20,000,000.00	-	6,196,500.00	31.0%	13,803,500.00
056302600100	Dutse Model / Capital School	292,782,000.00	74,375,148.00	147,050,296.00	50.2%	145,731,704.00
056306000100	Jigawa State College of Education and Legal Studies	1,415,000,000.00	4,028,165,576.27	4,042,298,576.27	285.7%	2,627,298,576.27
056306100100	Jigawa State Polytechnic for Information and Communication Technology	122,090,000.00	18,354,769.75	48,171,936.80	39.5%	73,918,063.20
056306300100	Islamic Education Bureau	2,080,000.00	9,100,000.00	9,100,000.00	437.5%	7,020,000.00
056306500100	Jigawa State College of Remedial and Advanced Studies	85,000,000.00	17,079,000.00	36,748,350.00	43.2%	48,251,650.00
056306600100	Jigawa State Information Technology and Digital Economy Agency	675,000,000.00	-	-	0.0%	675,000,000.00
056306700100	Jigawa State Senior Secondary Education Board (JSSSEB)	500,000,000.00	-	-	0.0%	500,000,000.00
052100000000	Ministry of Health	24,636,020,000.00	1,545,998,808.72	3,955,533,141.61	16.1%	20,680,486,858.39
052100100100	Ministry of Health	2,427,350,000.00	-	-	0.0%	2,427,350,000.00
052100300100	Babura General Hospital	121,500,000.00	29,752,245.00	56,988,440.00	46.9%	64,511,560.00
052100400100	Birnin Kudu General Hospital	122,000,000.00	43,879,900.00	43,879,900.00	36.0%	78,120,100.00
052100500100	Birniwa General Hospital	113,600,000.00	14,002,599.00	30,042,307.00	26.4%	83,557,693.00
052100600100	Dutse General Hospital	200,000,000.00	-	-	0.0%	200,000,000.00
052100700100	Gumel General Hospital	206,000,000.00	-	-	0.0%	206,000,000.00
052100800100	Gwaram Cottage Hospital	128,000,000.00	25,376,665.00	25,376,665.00	19.8%	102,623,335.00
052100900100	Hadejia General Hospital	209,800,000.00	-	-	0.0%	209,800,000.00
052101000100	Hadejia Tuberculosis and Leprosy Hospital	10,500,000.00	817,854.00	1,376,104.00	13.1%	9,123,896.00
052101100100	Jahun General Hospital	171,000,000.00	-	-	0.0%	171,000,000.00
052101200100	Kafin Hausa (Bulangu) Cottage Hospital	40,000,000.00	6,716,775.00	14,090,596.00	35.2%	25,909,404.00
052101300100	Kafin Hausa General Hospital	97,700,000.00	22,945,740.00	46,430,345.00	47.5%	51,269,655.00
052101400100	Kazaure General Hospital	271,000,000.00	86,653,603.00	170,249,586.00	62.8%	100,750,414.00
052101500100	Kazaure Psychiatric Hospital	5,400,000.00	-	-	0.0%	5,400,000.00
052101600100	Ringim General Hospital	139,200,000.00	51,713,973.00	51,713,973.00	37.2%	87,486,027.00
052101700100	Rasheed Shekoni Specialist Hospital	214,000,000.00	-	-	0.0%	214,000,000.00
052101900200	College of Nursing Science Birnin Kudu	43,640,000.00	8,305,628.50	8,305,628.50	19.0%	35,334,371.50
052101900300	College of Nursing Science Hadejia	33,373,000.00	14,677,791.50	23,803,297.00	71.3%	9,569,703.00
052101900400	College of Nursing Science Babura	33,957,000.00	-	-	0.0%	33,957,000.00
052102300100	College of Health Science and Technology Jahun	80,000,000.00	7,560,000.00	7,560,000.00	9.5%	72,440,000.00
052102400100	Primary Health Care Development Agency	17,344,000,000.00	285,543,734.36	2,527,663,999.75	14.6%	14,816,336,000.25
052102400200	Primary Health Care Development LGA Management Office	2,624,000,000.00	948,052,300.36	948,052,300.36	36.1%	1,675,947,699.64
053500000000	Ministry of Environment and Climate Change	12,311,200,000.00	6,438,429,468.43	6,438,429,468.43	52.3%	5,872,770,531.57
053500100100	Ministry of Environment and Climate Change	12,307,200,000.00	6,438,429,468.43	6,438,429,468.43	52.3%	5,868,770,531.57
053501600100	Jigawa State Environmental Protection Agency (JISEPA)	4,000,000.00	-	-	0.0%	4,000,000.00
055100000000	Ministry for Local Government and Community Development	8,308,500,000.00	-	65,357,258.25	0.8%	8,243,142,741.75
055100100100	Ministry for Local Government and Community Development	8,308,500,000.00	-	65,357,258.25	0.8%	8,243,142,741.75

2.B Revenue by Economic Classification

Table 3: Total Revenue by Economic Classification

Jigawa State Government Budget Performance Report 2025 Q2 - Total Revenue by Economic Classification

Code	Economic	2025 Original Budget	2025 Q2 Performance	2025 Performance Year to Date (Q1-Q2)	% Performance Year to Date against 2025 Original Budget	Balance (against Original Budget)
1	Revenue	598,300,000,000.00	101,673,910,307.68	169,835,398,585.11	28.4%	428,464,601,414.89
11	GOVERNMENT SHARE OF FAAC	268,100,000,000.00	79,254,092,275.99	129,225,624,847.88	48.2%	138,874,375,152.12
1101	GOVERNMENT SHARE OF FAAC	268,100,000,000.00	79,254,092,275.99	129,225,624,847.88	48.2%	138,874,375,152.12
110101	STATE GOVERNMENT SHARE OF STATUTORY REVENUES	34,000,000,000.00	18,657,428,630.64	31,685,082,036.71	93.2%	2,314,917,963.29
11010101	Statutory Allocation	34,000,000,000.00	18,657,428,630.64	31,685,082,036.71	93.2%	2,314,917,963.29
110102	STATE GOVERNMENT SHARE OF VAT	80,000,000,000.00	23,161,135,706.60	46,999,998,819.52	58.7%	33,000,001,180.48
11010201	Share of VAT	80,000,000,000.00	23,161,135,706.60	46,999,998,819.52	58.7%	33,000,001,180.48
110103	STATE GOVERNMENT SHARE OF OTHER FAAC REVENUES	154,100,000,000.00	37,435,527,938.75	50,540,543,991.65	32.8%	103,559,456,008.35
11010301	Excess Crude Oil Revenue	2,000,000,000.00	4,992,418,063.36	4,992,418,063.36	249.6%	2,992,418,063.36
11010303	Exchange Gain	-	1,322,898,594.04	7,915,970,328.36	-	7,915,970,328.36
11010304	Ecological Fund	3,000,000,000.00	609,827,905.48	879,095,726.57	29.3%	2,120,904,273.43
11010305	Electronic Money Transfer Levy (EMTL)	41,000,000,000.00	1,094,991,239.54	2,136,915,294.65	5.2%	38,863,084,705.35
11010306	FOREX Equalization Mineral	200,000,000.00	-	200,752,442.38	100.4%	752,442.38
11010310	NNPC Refund	100,000,000.00	-	-	0.0%	100,000,000.00
11010311	NLNG Dividend	2,300,000,000.00	12,253,229,974.16	12,253,229,974.16	532.7%	9,953,229,974.16
11010312	Stabilization Funds	1,500,000,000.00	-	-	0.0%	1,500,000,000.00
11010313	State Infrastructure & Security	24,000,000,000.00	12,162,162,162.17	12,162,162,162.17	50.7%	11,837,837,837.83
11010314	Signature Bonus	50,000,000,000.00	-	-	0.0%	50,000,000,000.00
11010399	Other FAAC Distributions	30,000,000,000.00	5,000,000,000.00	10,000,000,000.00	33.3%	20,000,000,000.00
12	Independent Revenue	83,522,420,000.00	3,813,865,543.76	6,949,247,630.31	8.3%	76,573,172,369.69
1201	TAX REVENUE	26,395,446,000.00	1,917,333,993.03	4,149,272,637.61	15.7%	22,246,173,362.39
120101	PERSONAL TAXES	5,247,000,000.00	1,783,153,651.51	3,271,901,686.30	62.4%	1,975,098,313.70
12010101	Pay-As-You-Earn (Public Sector)	4,200,000,000.00	1,441,213,321.51	2,697,544,289.82	64.2%	1,502,455,710.18
12010112	Pay-As-You-Earn (Non-Public-Sector)	800,000,000.00	316,834,685.45	520,659,899.11	65.1%	279,340,100.89
12010113	Other Direct Assessment Tax	247,000,000.00	25,105,644.55	53,697,497.37	21.7%	193,302,502.63
120103	Other Taxes	21,148,446,000.00	134,180,341.52	877,370,951.31	4.1%	20,271,075,048.69
12010301	Stamp Duty	10,000,000,000.00	-	255,410.26	0.0%	9,999,744,589.74
12010307	Withholding Tax On Bank Deposits	200,000,000.00	93,339,158.26	161,177,218.45	80.6%	38,822,781.55
12010308	Withholding Tax on Non-limited Liability Company/Contractors	148,000,000.00	30,580,709.76	70,712,254.73	47.8%	77,287,745.27
12010309	Withholding Tax on Dividend	15,000,000.00	4,598,710.50	8,476,928.85	56.5%	6,523,071.15
12010310	Withholding Tax on Rent	18,636,000.00	5,348,345.69	10,459,822.29	56.1%	8,176,177.71
12010313	Withholding Tax on Contracts	410,000.00	51,630.69	85,981.38	21.0%	324,018.62
12010318	Property Tax	500,000,000.00	-	-	0.0%	500,000,000.00
12010320	Development Levy	200,000,000.00	-	456,923.43	0.2%	199,543,076.57
12010321	Tax for Feeding from Contractors	200,000.00	-	8,896,663.68	4448.3%	8,696,663.68
12010322	Corporate Social Responsibility Contribution	10,065,200,000.00	-	616,319,205.64	6.1%	9,448,880,794.36
12010323	Consumption Tax	1,000,000.00	261,786.62	530,542.60	53.1%	469,457.40
1202	NON-TAX REVENUE	57,126,974,000.00	1,896,531,550.73	2,799,974,992.70	4.9%	54,326,999,007.30
120201	Licenses - General	199,312,000.00	24,621,227.99	50,341,357.20	25.3%	148,970,642.80
12020109	Registration of Voluntary Organization	8,662,000.00	96,000.00	267,000.00	3.1%	8,395,000.00
12020116	Cattle Dealer Licenses	3,000,000.00	-	-	0.0%	3,000,000.00
12020119	Fishing Permits	1,000,000.00	180,000.00	180,000.00	18.0%	820,000.00
12020122	Produce Buying Licenses	17,000,000.00	-	-	0.0%	17,000,000.00

Code	Economic	2025 Original Budget	2025 Q2 Performance	2025 Performance Year to Date (Q1-Q2)	% Performance Year to Date against 2025 Original Budget	Balance (against Original Budget)
12020132	Motor Vehicle Licenses	50,000,000.00	13,499,727.99	27,792,667.20	55.6%	22,207,332.80
12020133	Drivers' Licenses	30,000,000.00	8,498,500.00	19,704,690.00	65.7%	10,295,310.00
12020134	Patent Medicine & Drug Stores Licenses	6,500,000.00	-	-	0.0%	6,500,000.00
12020135	Private School Licenses	14,000,000.00	2,000,000.00	2,000,000.00	14.3%	12,000,000.00
12020138	Forestry / Timber Licence	200,000.00	-	-	0.0%	200,000.00
12020141	Hide and Skin Buyers License	1,500,000.00	-	-	0.0%	1,500,000.00
12020145	Licence Renewal of Private Hospitals/Clinics	6,350,000.00	-	-	0.0%	6,350,000.00
12020146	Fire Safety Licence	5,000,000.00	327,000.00	327,000.00	6.5%	4,673,000.00
12020147	Licence of Hotels and Restaurants	6,000,000.00	20,000.00	70,000.00	1.2%	5,930,000.00
12020157	Wild Animals Trophy License	100,000.00	-	-	0.0%	100,000.00
12020158	Mining Activities Licence	50,000,000.00	-	-	0.0%	50,000,000.00
120204	Fees - General	6,744,720,000.00	1,341,372,949.97	1,836,306,714.96	27.2%	4,908,413,285.04
12020405	Student Boarding/Accommodation Fees	35,900,000.00	4,849,500.00	6,319,500.00	17.6%	29,580,500.00
12020408	Irrigation Water Charges	3,000,000.00	1,150,000.00	1,550,000.00	51.7%	1,450,000.00
12020411	Farm Plots and Land Charges	400,000.00	190,000.00	190,000.00	47.5%	210,000.00
12020414	Hire of Sump Lorry	-	40,000.00	40,000.00	-	40,000.00
12020415	Trade Testing Fees	1,500,000.00	124,500.00	149,500.00	10.0%	1,350,500.00
12020416	Drug Revolving Fund	280,525,000.00	25,772,600.00	25,772,600.00	9.2%	254,752,400.00
12020417	Contractor Registration Fees	5,000,000.00	1,245,000.00	2,490,000.00	49.8%	2,510,000.00
12020420	Pilgrims Welfare Fees	3,000,000.00	-	-	0.0%	3,000,000.00
12020421	Car Hire / SUV Services	7,000,000.00	1,513,005.00	1,513,005.00	21.6%	5,486,995.00
12020422	Catering Services	100,000,000.00	10,559,638.00	10,559,638.00	10.6%	89,440,362.00
12020423	Export Free Zone Proceeds	500,000,000.00	1,310,000.00	2,170,000.00	0.4%	497,830,000.00
12020426	Court Summons Fees	10,700,000.00	1,700,000.00	2,610,000.00	24.4%	8,090,000.00
12020427	Tender Fees	1,379,840,000.00	139,878,716.00	224,225,126.25	16.3%	1,155,614,873.75
12020429	Proceeds from Number Plates	60,000,000.00	22,262,648.53	48,875,249.02	81.5%	11,124,750.98
12020433	Printing Revenue	700,000,000.00	38,000,801.25	38,000,801.25	5.4%	661,999,198.75
12020434	Waste Disposal Fees	10,000,000.00	195,000.00	670,000.00	6.7%	9,330,000.00
12020437	Deeds Registration Fees	5,000,000.00	-	3,823,000.00	76.5%	1,177,000.00
12020438	Survey / Planning / Building Fees	50,000,000.00	-	770,000.00	1.5%	49,230,000.00
12020441	Laboratory Fees	362,450,000.00	71,945,271.00	110,631,981.00	30.5%	251,818,019.00
12020445	Change Of Ownership Fees	20,000,000.00	-	1,336,203.20	6.7%	18,663,796.80
12020447	Land Use Fees	35,000,000.00	-	1,320,000.00	3.8%	33,680,000.00
12020448	Gate Fees	100,750,000.00	2,360,000.00	4,175,000.00	4.1%	96,575,000.00
12020449	Business/Trade Operating Fees	21,250,000.00	432,700.00	1,332,700.00	6.3%	19,917,300.00
12020450	Inspection Fees	2,000,000.00	-	-	0.0%	2,000,000.00
12020452	School/ Tuition/ Examination Fees	441,367,000.00	50,399,492.98	68,430,302.98	15.5%	372,936,697.02
12020453	Applications Fees	20,750,000.00	382,000.00	402,000.00	1.9%	20,348,000.00
12020455	School/ Tuition/ Registration / Exam / Certificate Fees - Postgraduate	383,962,000.00	90,317,757.07	162,992,905.07	42.5%	220,969,094.93
12020456	School/ Tuition/ Registration / Examination	514,751,000.00	59,703,808.75	110,005,599.30	21.4%	404,745,400.70
12020463	Hospital Service Registration Fees	500,000.00	-	-	0.0%	500,000.00
12020464	Hospital Service Charges	220,600,000.00	34,695,606.00	59,355,266.00	26.9%	161,244,734.00
12020466	Indigenship Registration Fees	100,000,000.00	-	-	0.0%	100,000,000.00
12020467	Training Fees	50,000,000.00	1,350,000.00	1,350,000.00	2.7%	48,650,000.00
12020470	Hide and Skin inspection charges	1,000,000.00	65,000.00	65,000.00	6.5%	935,000.00
12020471	Private School Registration	5,600,000.00	580,000.00	580,000.00	10.4%	5,020,000.00
12020472	Certificate of Road Worthness	2,000,000.00	435,000.00	965,000.00	48.3%	1,035,000.00
12020473	Non refundable land application fees	50,000,000.00	-	4,131,000.00	8.3%	45,869,000.00
12020475	Heavy Duty Permit	2,000,000.00	345,000.00	705,000.00	35.3%	1,295,000.00

Code	Economic	2025 Original Budget	2025 Q2 Performance	2025 Performance Year to Date (Q1-Q2)	% Performance Year to Date against 2025 Original Budget	Balance (against Original Budget)
12020477	Registration of Audit and Accounting Firm	675,000.00	45,000.00	360,000.00	53.3%	315,000.00
12020479	Motor Vehicles, Taxi and Motor Cycle Registration Fees	5,000,000.00	1,337,822.10	2,591,963.34	51.8%	2,408,036.66
12020483	Certificate of Occupancy	100,000,000.00	-	2,840,591.26	2.8%	97,159,408.74
12020484	Registration of Private Medical Institutions	5,000,000.00	-	-	0.0%	5,000,000.00
12020485	Consultancy Services Fees	43,700,000.00	2,537,900.00	7,148,400.00	16.4%	36,551,600.00
12020487	Layout Designment Fees	10,000,000.00	-	1,500,000.00	15.0%	8,500,000.00
12020491	Water Legalization Fees	6,000,000.00	830,000.00	1,685,000.00	28.1%	4,315,000.00
12020492	Water Charges	50,000,000.00	8,100,000.00	8,610,000.00	17.2%	41,390,000.00
12020493	Auto Mechanic Registration Fees	500,000.00	134,282.50	264,055.88	52.8%	235,944.12
12020494	Annual Communication Equipment Installation/ Optic Fibre Laying Fees	28,000,000.00	783,170.30	3,079,121.17	11.0%	24,920,878.83
12020495	Passenger Manifest and Way Bill	10,000,000.00	2,523,836.58	5,130,115.42	51.3%	4,869,884.58
12020497	Vetting of Contract Agreement	1,000,000,000.00	763,277,893.91	905,591,090.82	90.6%	94,408,909.18
120205	Fines - General	10,950,000.00	2,784,300.00	6,225,535.00	56.9%	4,724,465.00
12020501	Fines	1,150,000.00	997,100.00	997,100.00	86.7%	152,900.00
12020502	Court Fines	9,800,000.00	1,787,200.00	5,228,435.00	53.4%	4,571,565.00
120206	Sales - General	33,858,901,000.00	191,345,875.74	302,114,204.74	0.9%	33,556,786,795.26
12020601	Sales Of Journal & Publications	390,000.00	270,800.00	270,800.00	69.4%	119,200.00
12020602	Sales of Books	-	-	611,000.00	-	611,000.00
12020604	Sales of Stores / Scraps / Unserviceable Items	3,000,000.00	-	-	0.0%	3,000,000.00
12020608	Sales Of Improved Agric Inputs (Seeds, Pesticides, etc)	17,000,000.00	-	1,500,000.00	8.8%	15,500,000.00
12020609	Proceeds from Sales of Farm Produce	28,500,000,000.00	-	27,000.00	0.0%	28,499,973,000.00
12020612	Proceeds from Sales of Drugs And Medications	1,009,000,000.00	124,867,109.00	150,917,274.00	15.0%	858,082,726.00
12020614	Sales of Government Buildings	3,000,000,000.00	-	-	0.0%	3,000,000,000.00
12020616	Sales of Application Forms	143,911,000.00	25,960,180.74	34,203,917.74	23.8%	109,707,082.26
12020623	Advertisement	85,250,000.00	16,698,718.00	22,698,718.00	26.6%	62,551,282.00
12020624	Livestock Sales	400,000.00	-	-	0.0%	400,000.00
12020625	Sales of Buffer Stored Grains	500,000,000.00	405,000.00	605,000.00	0.1%	499,395,000.00
12020628	Sales of Condenmed stores and Vehicles	546,000,000.00	-	-	0.0%	546,000,000.00
12020630	Sales of Women Centre Product and Hire of Equipments	200,000.00	-	-	0.0%	200,000.00
12020636	Sales of Cards	53,750,000.00	23,144,068.00	91,280,495.00	169.8%	37,530,495.00
120207	Earnings - General	377,755,000.00	56,702,238.03	58,462,838.03	15.5%	319,292,161.97
12020701	Earnings From Consultancy Services	6,000,000.00	-	-	0.0%	6,000,000.00
12020703	Earnings From Hire Of Plants & Equipment	700,000.00	-	200,000.00	28.6%	500,000.00
12020705	Earnings From The Use Of Govt. Halls	500,000.00	-	-	0.0%	500,000.00
12020707	Earnings from Medical Services	128,975,000.00	1,677,200.00	2,432,800.00	1.9%	126,542,200.00
12020708	Earnings from Agricultural Produce	1,500,000.00	-	-	0.0%	1,500,000.00
12020709	Earnings from Tourism/Culture/Arts Centres	10,000,000.00	-	-	0.0%	10,000,000.00
12020710	Earnings from Guest Houses	102,300,000.00	32,316,942.53	32,316,942.53	31.6%	69,983,057.47
12020713	Earnings From Library Services	2,000,000.00	585,000.00	585,000.00	29.3%	1,415,000.00
12020714	Earnings From ICT Services	11,530,000.00	6,984,095.50	7,789,095.50	67.6%	3,740,904.50
12020716	Earnings from Hire of Information Equipment	500,000.00	-	-	0.0%	500,000.00
12020717	Earning from Shows and Exhibitions	250,000.00	48,000.00	48,000.00	19.2%	202,000.00
12020729	Earning from Parks and Gardens	1,500,000.00	-	-	0.0%	1,500,000.00
12020732	Earnings from Airport / Hajj Operation	70,000,000.00	-	-	0.0%	70,000,000.00
12020733	Earnings from Hall Hire	40,000,000.00	14,813,000.00	14,813,000.00	37.0%	25,187,000.00
12020735	Earnings from Soil Test Fees	2,000,000.00	278,000.00	278,000.00	13.9%	1,722,000.00
120208	Rent on Government Buildings - General	118,000,000.00	-	1,338,000.00	1.1%	116,662,000.00
12020801	Rent on Government Quarters	10,000,000.00	-	782,000.00	7.8%	9,218,000.00
12020803	Rent on Government Buildings	108,000,000.00	-	556,000.00	0.5%	107,444,000.00

Code	Economic	2025 Original Budget	2025 Q2 Performance	2025 Performance Year to Date (Q1-Q2)	% Performance Year to Date against 2025 Original Budget	Balance (against Original Budget)
120209	Rent on Land & Others - General	5,050,000,000.00	-	20,563,125.00	0.4%	5,029,436,875.00
12020901	Rent on Government Land	50,000,000.00	-	1,000,000.00	2.0%	49,000,000.00
12020908	Ground Rent and Penalties	5,000,000,000.00	-	19,563,125.00	0.4%	4,980,436,875.00
120210	REPAYMENTS - GENERAL	7,257,336,000.00	279,704,959.00	372,559,644.00	5.1%	6,884,776,356.00
12021004	Repayment of Motor Vehicle Refurbishing Loan	70,000,000.00	-	-	0.0%	70,000,000.00
12021006	Refunds - PAYE for FG Staffs in the State	5,000,000.00	-	-	0.0%	5,000,000.00
12021007	Repayment of Loan to Parastatals	2,500,000,000.00	-	-	0.0%	2,500,000,000.00
12021008	Repayment of Agricultural Loans (Cluster, Ox/Bull Loan, etc)	2,000,000,000.00	279,704,959.00	369,016,644.00	18.5%	1,630,983,356.00
12021010	Repayment of Bicycle Loan	5,000,000.00	-	-	0.0%	5,000,000.00
12021014	Recovery of Public Funds	1,000,000,000.00	-	-	0.0%	1,000,000,000.00
12021015	Repayment of Owner Occupier	60,000,000.00	-	3,543,000.00	5.9%	56,457,000.00
12021017	Repayment of Motor Vehicle Loan	1,100,000,000.00	-	-	0.0%	1,100,000,000.00
12021018	Repayment of Professional Advances	17,000,000.00	-	-	0.0%	17,000,000.00
12021020	Repayment of from Individuals	500,336,000.00	-	-	0.0%	500,336,000.00
120212	Interest Earned	2,010,000,000.00	-	152,063,573.77	7.6%	1,857,936,426.23
12021210	Bank Interest	10,000,000.00	-	-	0.0%	10,000,000.00
12021212	Interest on Treasury Bills and Fixed Deposit	2,000,000,000.00	-	152,063,573.77	7.6%	1,847,936,426.23
120213	Reimbursement - General	1,500,000,000.00	-	-	0.0%	1,500,000,000.00
12021316	PHCN Refund	1,500,000,000.00	-	-	0.0%	1,500,000,000.00
13	AID AND GRANTS	116,877,580,000.00	7,618,895,385.71	22,673,469,004.70	19.4%	94,204,110,995.30
1301	AID	28,000,000.00	-	-	0.0%	28,000,000.00
130102	FOREIGN AID	28,000,000.00	-	-	0.0%	28,000,000.00
13010202	CAPITAL FOREIGN AID	28,000,000.00	-	-	0.0%	28,000,000.00
1302	GRANTS	116,849,580,000.00	7,618,895,385.71	22,673,469,004.70	19.4%	94,176,110,995.30
130201	DOMESTIC GRANTS	112,074,580,000.00	7,618,895,385.71	21,113,373,191.31	18.8%	90,961,206,808.69
13020102	CAPITAL GRANTS FROM FGN	41,688,500,000.00	4,745,241,113.15	8,951,358,149.61	21.5%	32,737,141,850.39
13020103	CURRENT GRANTS FROM LGAS	37,893,152,000.00	2,293,970,744.19	11,529,722,286.33	30.4%	26,363,429,713.67
13020104	CAPITAL GRANTS FROM LGAS	32,492,928,000.00	579,683,528.37	632,292,755.37	1.9%	31,860,635,244.63
130202	FOREIGN GRANTS	4,775,000,000.00	-	1,560,095,813.39	32.7%	3,214,904,186.61
13020202	CAPITAL FOREIGN GRANTS	4,775,000,000.00	-	1,560,095,813.39	32.7%	3,214,904,186.61
14	CAPITAL DEVELOPMENT FUND (CDF) RECEIPTS	129,800,000,000.00	10,987,057,102.22	10,987,057,102.22	8.5%	118,812,942,897.78
1403	LOANS/ BORROWINGS RECEIPT	129,800,000,000.00	10,987,057,102.22	10,987,057,102.22	8.5%	118,812,942,897.78
140302	INTERNATIONAL LOANS/ BORROWINGS RECEIPT	129,800,000,000.00	10,987,057,102.22	10,987,057,102.22	8.5%	118,812,942,897.78
14030201	INTERNATIONAL LOANS/ BORROWINGS FROM FINANCIAL INSTITUTIONS	129,800,000,000.00	10,987,057,102.22	10,987,057,102.22	8.5%	118,812,942,897.78

2.C Expenditure by Administrative Classification

Table 4: Total Expenditure by Administrative Classification

Jigawa State Government Budget Performance Report 2025 Q2 - Total Expenditure by Administrative Classification

Code	Administrative Unit	2025 Original Budget	2025 Q2 Performance	2025 Performance Year to Date (Q1-Q2)	% Performance Year to Date against 2025 Original Budget	Balance (against Original Budget)
	Total Expenditure	698,300,000,000.00	78,944,088,114.37	139,617,042,622.35	20.0%	558,682,957,377.65
010000000000	Administrative	51,676,607,000.00	4,777,519,785.12	9,945,571,205.93	19.2%	41,731,035,794.07
011100000000	Government House	13,475,496,000.00	1,907,938,181.85	3,861,741,015.38	28.7%	9,613,754,984.62
011100100100	Government House	6,960,422,000.00	1,302,111,136.40	2,919,195,198.84	41.9%	4,041,226,801.16
011100100200	Deputy Governor's Office	625,856,000.00	-	66,026,787.19	10.5%	559,829,212.81
011111300100	Directorate of Protocol	470,300,000.00	255,335,659.98	329,939,788.74	70.2%	140,360,211.26
011101000100	Due Process & Project Monitoring Bureau	277,057,000.00	44,160,103.41	84,399,186.88	30.5%	192,657,813.12
011103700100	Pilgrim Welfare Agency	2,569,013,000.00	-	91,891,781.23	3.6%	2,477,121,218.77
011100800100	Jigawa State Agency for the Control of AIDS	123,600,000.00	12,744,326.28	13,360,592.70	10.8%	110,239,407.30
011100900100	Jigawa State Public Complaints and Anti Corruption Commission	342,474,000.00	-	12,350,146.81	3.6%	330,123,853.19
011100700100	Jigawa State Research Institute	2,106,774,000.00	293,586,955.78	344,577,532.99	16.4%	1,762,196,467.01
016100000000	Office of the Secretary to the State Government	12,136,489,000.00	1,268,469,568.92	2,473,475,426.96	20.4%	9,663,013,573.04
016100100100	Office of the SSG Admin & Finance Directorate	3,845,753,000.00	415,985,799.07	974,724,075.89	25.3%	2,871,028,924.11
016100200100	Chieftaincy & Religious Affairs Department	3,577,351,000.00	175,640,713.27	432,465,159.27	12.1%	3,144,885,840.73
016100300100	Research, Evaluation and Political Affairs Directorate	669,323,000.00	70,469,072.81	222,314,651.83	33.2%	447,008,348.17
016100400100	Special Service Directorate	2,956,764,000.00	596,094,009.76	795,338,861.52	26.9%	2,161,425,138.48
016100500100	Council Affairs Department	24,649,000.00	6,335,209.25	12,146,609.25	49.3%	12,502,390.75
016100600100	Jigawa State Hisbah Board	885,561,000.00	-	-	0.0%	885,561,000.00
016102100100	Liaison Office Kaduna	22,527,000.00	3,554,764.76	5,969,808.32	26.5%	16,557,191.68
016102100200	Liaison Office Lagos	25,801,000.00	-	4,132,369.88	16.0%	21,668,630.12
016102100300	Liaison Office Kano	9,000,000.00	390,000.00	750,000.00	8.3%	8,250,000.00
016102100400	Liaison Office Abuja	119,760,000.00	-	25,633,891.00	21.4%	94,126,109.00
016200000000	Ministry of Special Duties	7,514,795,000.00	501,486,607.68	503,153,312.14	6.7%	7,011,641,687.86
016200100100	Ministry of Special Duties	135,600,000.00	50,253,668.09	50,253,668.09	37.1%	85,346,331.91
016200200100	State Emergency Management Agency	7,303,341,000.00	451,232,939.59	451,232,939.59	6.2%	6,852,108,060.41
016200300100	Guidance and Counselling Department	75,854,000.00	-	1,666,704.46	2.2%	74,187,295.54
011200000000	State House of Assembly	8,212,014,000.00	-	869,864,547.83	10.6%	7,342,149,452.17
011200300100	State House of Assembly	8,017,094,000.00	-	865,574,379.83	10.8%	7,151,519,620.17
011200400100	Assembly Service Commission	194,920,000.00	-	4,290,168.00	2.2%	190,629,832.00
012500000000	Office of the Head of State Civil Service	7,191,283,000.00	853,307,986.86	1,554,159,133.48	21.6%	5,637,123,866.52
012500100100	Office of the Head of State Civil Service	5,004,730,000.00	245,941,383.41	427,544,313.80	8.5%	4,577,185,686.20
012500100200	Establishment and Service Matters Directorate	954,953,000.00	292,335,624.60	493,699,210.41	51.7%	461,253,789.59
012500100300	Manpower Development and Training Directorate	105,600,000.00	23,735,500.00	45,796,800.00	43.4%	59,803,200.00
012500100500	Manpower Development Institute	406,000,000.00	30,511,379.00	194,526,908.00	47.9%	211,473,092.00
012500200100	State Pension	720,000,000.00	260,784,099.85	392,591,901.27	54.5%	327,408,098.73
014000000000	Office of the Auditor General	1,149,045,000.00	246,317,439.81	430,969,905.48	37.5%	718,075,094.52
014000100100	Office of the State Auditor General	380,046,000.00	60,121,541.09	90,989,439.68	23.9%	289,056,560.32
014000200100	Office of the Auditor General Local Government Audit	699,999,000.00	186,195,898.72	339,980,465.80	48.6%	360,018,534.20
014000300100	Audit Service Commission	69,000,000.00	-	-	0.0%	69,000,000.00
014700000000	Civil Service Commission	173,240,000.00	-	6,793,759.86	3.9%	166,446,240.14
014700100100	Civil Service Commission	173,240,000.00	-	6,793,759.86	3.9%	166,446,240.14
014800000000	State Independent Electoral Commission	409,305,000.00	-	12,581,275.19	3.1%	396,723,724.81
014800100100	State Independent Electoral Commission	409,305,000.00	-	12,581,275.19	3.1%	396,723,724.81
014900000000	Local Government Service Commission	1,414,940,000.00	-	232,832,829.61	16.5%	1,182,107,170.39
014900100100	Local Government Service Commission	1,414,940,000.00	-	232,832,829.61	16.5%	1,182,107,170.39

Code	Administrative Unit	2025 Original Budget	2025 Q2 Performance	2025 Performance Year to Date (Q1-Q2)	% Performance Year to Date against 2025 Original Budget	Balance (against Original Budget)
020000000000	Economic	358,100,971,000.00	39,926,908,361.99	63,738,952,030.39	17.8%	294,362,018,969.61
021500000000	Ministry of Agriculture & Natural Resources	69,250,542,000.00	9,275,448,272.90	14,035,704,963.24	20.3%	55,214,837,036.76
021500100100	Ministry of Agriculture & Natural Resources	41,938,038,000.00	8,562,047,735.05	12,863,224,852.97	30.7%	29,074,813,147.03
021510200100	Jigawa State Agricultural & Rural Development Authority (JARDA)	13,009,510,000.00	713,400,537.85	1,153,440,197.17	8.9%	11,856,069,802.83
021510300100	Jigawa Agricultural Transformation Agency (JATA)	13,316,863,000.00	-	-	0.0%	13,316,863,000.00
021511500100	Farmers and Herdsman Board	986,131,000.00	-	19,039,913.10	1.9%	967,091,086.90
027000000000	Ministry of Livestock	200,000,000.00	-	-	0.0%	200,000,000.00
027000100100	Ministry of Livestock	200,000,000.00	-	-	0.0%	200,000,000.00
022000000000	Ministry of Finance	41,385,773,000.00	1,193,940,687.37	4,667,841,550.95	11.3%	36,717,931,449.05
022000100100	Ministry of Finance	30,744,493,000.00	703,131,239.95	2,416,641,764.32	7.9%	28,327,851,235.68
022000700100	Office of the State Accountant General	2,720,740,000.00	334,869,165.88	1,445,187,637.89	53.1%	1,275,552,362.11
022000700200	Treasury Department (Stabilization Fund Provision)	1,000,000,000.00	-	-	0.0%	1,000,000,000.00
022000700300	Debt Management Unit	5,800,000,000.00	155,940,281.54	595,651,654.62	10.3%	5,204,348,345.38
022000700400	Directorate of Salary and Pension Administration	689,335,000.00	-	195,073,097.12	28.3%	494,261,902.88
022000800100	Jigawa State Internal Revenue Service (JIRS)	431,205,000.00	-	15,287,397.00	3.5%	415,917,603.00
022200000000	Ministry Of Commerce, Industries and Co-operatives	13,688,386,000.00	253,767,473.56	344,972,144.37	2.5%	13,343,413,855.63
022200100100	Ministry of Commerce, Industries and Co-operatives	13,288,950,000.00	249,077,322.87	307,388,128.39	2.3%	12,981,561,871.61
022200200100	Mineral Resources Development Agency	172,296,000.00	4,690,150.69	8,711,471.77	5.1%	163,584,528.23
022200300100	Jigawa State Investment Promotion Agency	227,140,000.00	-	28,872,544.21	12.7%	198,267,455.79
022700000000	Jigawa State Agency for Youth Empowerment and Employment	8,119,560,000.00	-	32,372,905.14	0.4%	8,087,187,094.86
022700100100	Jigawa State Agency for Youth Empowerment and Employment	8,119,560,000.00	-	32,372,905.14	0.4%	8,087,187,094.86
023100000000	Ministry of Power and Renewable Energy	40,724,915,000.00	148,304,765.00	1,448,404,260.02	3.6%	39,276,510,739.98
023100100100	Ministry of Power and Energy	31,853,817,000.00	148,304,765.00	1,026,936,153.75	3.2%	30,826,880,846.25
023100200100	Rural Electricity Board	6,517,092,000.00	-	304,149,571.87	4.7%	6,212,942,428.13
023100300100	Alternative Energy Agency	2,354,006,000.00	-	117,318,534.40	5.0%	2,236,687,465.60
023400000000	Ministry of Works & Transport	149,711,020,000.00	25,945,863,834.14	39,037,599,379.99	26.1%	110,673,420,620.01
023400100100	Ministry of Works & Transport	136,765,111,000.00	25,910,856,815.45	38,969,909,928.43	28.5%	97,795,201,071.57
023400400100	Jigawa Roads Maintenance Agency	11,860,166,000.00	-	3,803,895.51	0.0%	11,856,362,104.49
023400900100	Fire Service Directorate	1,085,743,000.00	35,007,018.69	63,885,556.05	5.9%	1,021,857,443.95
023800000000	Ministry of Budget and Economic Planning	7,602,147,000.00	145,434,930.74	245,725,597.83	3.2%	7,356,421,402.17
023800100100	Ministry of Budget and Economic Planning	6,334,179,000.00	77,507,376.87	115,274,948.19	1.8%	6,218,904,051.81
023800200100	Jigawa State Bureau of Statistics (JSBS)	511,902,000.00	67,927,553.87	129,550,649.64	25.3%	382,351,350.36
023800300100	Economic Planning Board	30,000,000.00	-	900,000.00	3.0%	29,100,000.00
023800400100	Jigawa State Residents Identity Management Agency (JISRIMA)	616,066,000.00	-	-	0.0%	616,066,000.00
023800500100	Jigawa State Social Investment Program Agency (JSSIPA)	110,000,000.00	-	-	0.0%	110,000,000.00
025200000000	Ministry Of Water Resources	17,379,894,000.00	2,914,342,671.09	3,717,468,995.07	21.4%	13,662,425,004.93
025200100100	Ministry of Water Resources	8,356,143,000.00	1,702,640,607.51	1,702,640,607.51	20.4%	6,653,502,392.49
025210200100	Jigawa state Water Board	2,538,351,000.00	123,127,381.41	415,687,894.19	16.4%	2,122,663,105.81
025210300100	Rural Water Supply and Sanitation Agency	3,681,980,000.00	452,890,354.06	461,048,186.23	12.5%	3,220,931,813.77
025210400100	Small Town Water Supply Agency	2,803,420,000.00	635,684,328.11	1,138,092,307.14	40.6%	1,665,327,692.86
026000000000	Ministry Of Land , Housing, Urban & Regional Development	10,038,734,000.00	49,805,727.19	208,862,233.78	2.1%	9,829,871,766.22
026000100100	Ministry of Lands, Housing, Urban & Regional Planning Development	3,748,130,000.00	-	81,223,474.31	2.2%	3,666,906,525.69
026000200100	Jigawa State Housing Authority	4,650,356,000.00	-	5,501,116.29	0.1%	4,644,854,883.71
026000300100	Urban Development Board	1,094,667,000.00	-	27,727,771.80	2.5%	1,066,939,228.20
026000400100	Dutse Capital Development Authority (DCDA)	545,581,000.00	49,805,727.19	94,409,871.38	17.3%	451,171,128.62
030000000000	Law & Justice	7,330,974,000.00	450,421,455.97	916,984,332.60	12.5%	6,413,989,667.40
031800000000	Judiciary	6,371,358,000.00	340,397,605.11	684,919,625.04	10.7%	5,686,438,374.96
031800500100	High Court of Justice	3,412,681,000.00	340,397,605.11	664,126,451.96	19.5%	2,748,554,548.04
031800600100	Sharia Court of Appeal	2,586,778,000.00	-	-	0.0%	2,586,778,000.00
031801100100	Judicial Service Commission	371,899,000.00	-	20,793,173.08	5.6%	351,105,826.92

Code	Administrative Unit	2025 Original Budget	2025 Q2 Performance	2025 Performance Year to Date (Q1-Q2)	% Performance Year to Date against 2025 Original Budget	Balance (against Original Budget)
032600000000	Ministry of Justice	959,616,000.00	110,023,850.86	232,064,707.56	24.2%	727,551,292.44
032600100100	Ministry of Justice	831,616,000.00	93,792,643.77	198,575,702.39	23.9%	633,040,297.61
032600200100	Justice Sector and Law Reform Commission	128,000,000.00	16,231,207.09	33,489,005.17	26.2%	94,510,994.83
050000000000	Social	281,191,448,000.00	33,789,238,511.29	65,015,535,053.43	23.1%	216,175,912,946.57
051300000000	Ministry of Information, Youth, Sports & Culture	3,307,203,000.00	204,028,250.50	508,037,203.78	15.4%	2,799,165,796.22
051300100100	Ministry of Information Youths, Sports and Culture	589,300,000.00	36,779,179.84	100,211,424.05	17.0%	489,088,575.95
051300200100	Jigawa State History and Culture Bureau	82,000,000.00	8,914,648.45	16,465,285.72	20.1%	65,534,714.28
051300300100	Jigawa State Television (JTV)	419,700,000.00	35,629,325.26	81,436,774.71	19.4%	338,263,225.29
051300400100	Jigawa State Broadcasting Corporation (Radio)	545,200,000.00	43,004,175.89	76,085,700.15	14.0%	469,114,299.85
051300500100	Jigawa State Printing Press	756,677,000.00	38,000,801.25	38,000,801.25	5.0%	718,676,198.75
051300700100	Jigawa State Sports Council	914,326,000.00	41,700,119.81	195,837,217.90	21.4%	718,488,782.10
051400000000	Ministry of Women Affairs	7,501,280,000.00	-	81,018,016.20	1.1%	7,420,261,983.80
051400100100	Ministry of Women Affairs & Social Development	4,904,160,000.00	-	46,995,039.21	1.0%	4,857,164,960.79
051400200100	Jigawa State Rehabilitation Board	2,597,120,000.00	-	34,022,976.99	1.3%	2,563,097,023.01
051700000000	Ministry of Basic Education	75,463,188,000.00	12,270,245,595.60	29,204,514,440.17	38.7%	46,258,673,559.83
051700100100	Ministry of Basic Education	27,998,050,000.00	954,038,141.43	6,116,581,132.96	21.8%	21,881,468,867.04
051700200100	Agency for Mass Education	438,588,000.00	13,600,000.00	44,492,516.09	10.1%	394,095,483.91
051700300100	Normadic Education Agency	2,165,950,000.00	-	401,406,418.15	18.5%	1,764,543,581.85
051700400100	Library Board	132,000,000.00	16,515,053.57	33,380,638.82	25.3%	98,619,361.18
051700500100	State Universal Basic Education Board (SUBEB)	17,905,400,000.00	2,090,779,826.92	4,539,594,090.18	25.4%	13,365,805,909.82
051700500200	Inspectorate Headquarters & Zones	405,000,000.00	96,509,647.24	191,559,234.23	47.3%	213,440,765.77
051700500300	Local Education Authority (LEA)	24,537,000,000.00	8,814,391,980.17	17,588,153,043.77	71.7%	6,948,846,956.23
051700600100	Jigawa State Tsangaya Education Board	1,881,200,000.00	284,410,946.27	289,347,365.97	15.4%	1,591,852,634.03
056300000000	Ministry of Higher Education, Science & Technology	101,822,428,000.00	10,933,776,399.93	16,019,260,159.22	15.7%	85,803,167,840.78
056300100100	Ministry of Higher Education, Science & Technology	40,605,821,000.00	4,173,476,473.21	6,525,565,007.32	16.1%	34,080,255,992.68
056300200100	Jigawa State Educational Quality Assurance Agency (JISEQAA)	496,407,000.00	-	-	0.0%	496,407,000.00
056301800100	Jigawa State Polytechnic Dutse	2,612,692,000.00	-	331,461,534.71	12.7%	2,281,230,465.29
056301800200	Binyaminu Usman Polytechnic Hadejia	2,856,507,000.00	264,787,145.48	508,192,005.54	17.8%	2,348,314,994.46
056301900100	Jigawa State College of Education	2,985,332,000.00	-	483,382,077.51	16.2%	2,501,949,922.49
056302100100	Sule Lamido University Khafin Hausa	16,204,207,000.00	4,750,519,798.54	4,750,519,798.54	29.3%	11,453,687,201.46
056305500100	Science & Technical Education Board	10,437,302,000.00	574,741,514.81	1,041,200,751.05	10.0%	9,396,101,248.95
056305600100	Jigawa State Scholarship Board	8,039,300,000.00	-	289,691,168.14	3.6%	7,749,608,831.86
056302600100	Dutse Model / Capital School	748,799,000.00	147,334,121.11	295,926,506.65	39.5%	452,872,493.35
056306000100	Jigawa State College of Education and Legal Studies	2,812,922,000.00	284,552,197.77	544,599,236.83	19.4%	2,268,322,763.17
056306100100	Jigawa State Polytechnic for Information and Communication Technology	1,289,141,000.00	17,302,066.75	32,039,489.71	2.5%	1,257,101,510.29
056306300100	Islamic Education Bureau	3,720,313,000.00	622,597,698.61	1,028,709,584.80	27.7%	2,691,603,415.20
056306400100	Bamaina Academy	197,000,000.00	5,045,161.40	9,963,480.00	5.1%	187,036,520.00
056306500100	Jigawa State College of Remedial and Advanced Studies	1,051,790,000.00	93,420,222.25	178,009,518.42	16.9%	873,780,481.58
056306600100	Jigawa State Information Technology and Digital Economy Agency	1,564,799,000.00	-	-	0.0%	1,564,799,000.00
056306700100	Jigawa State Senior Secondary Education Board (JSSSEB)	3,610,646,000.00	-	-	0.0%	3,610,646,000.00
056306800100	Jigawa State Education Resources Agency (JSERD)	1,451,060,000.00	-	-	0.0%	1,451,060,000.00
056306900100	Khadija University Majia	601,212,000.00	-	-	0.0%	601,212,000.00
056307000100	Jigawa State Teachers Training and Education Leadership Agency	537,178,000.00	-	-	0.0%	537,178,000.00
052100000000	Ministry of Health	65,966,455,000.00	4,005,985,395.83	12,357,394,002.32	18.7%	53,609,060,997.68
052100100100	Ministry of Health	23,239,260,000.00	216,857,024.00	3,122,109,850.15	13.4%	20,117,150,149.85
052100300100	Babura General Hospital	539,580,000.00	104,270,221.46	208,190,356.87	38.6%	331,389,643.13
052100400100	Birnin Kudu General Hospital	959,591,000.00	241,631,992.93	329,964,634.87	34.4%	629,626,365.13
052100500100	Birniwa General Hospital	473,000,000.00	80,917,866.44	161,889,332.88	34.2%	311,110,667.12
052100600100	Dutse General Hospital	1,000,000,000.00	-	220,542,731.04	22.1%	779,457,268.96

Code	Administrative Unit	2025 Original Budget	2025 Q2 Performance	2025 Performance Year to Date (Q1-Q2)	% Performance Year to Date against 2025 Original Budget	Balance (against Original Budget)
052100700100	Gumel General Hospital	820,307,000.00	-	143,558,783.82	17.5%	676,748,216.18
052100800100	Gwaram Cottage Hospital	344,010,000.00	83,131,024.99	146,202,569.98	42.5%	197,807,430.02
052100900100	Hadejia General Hospital	1,357,320,000.00	-	234,751,507.38	17.3%	1,122,568,492.62
052101000100	Hadejia Tuberculosis and Leprosy Hospital	105,044,000.00	25,457,434.77	49,725,686.67	47.3%	55,318,313.33
052101100100	Jahun General Hospital	772,455,000.00	163,319,791.78	290,380,444.39	37.6%	482,074,555.61
052101200100	Kafin Hausa (Bulangu) Cottage Hospital	277,145,000.00	69,366,331.69	137,118,580.57	49.5%	140,026,419.43
052101300100	Kafin Hausa General Hospital	428,774,000.00	93,769,834.95	193,885,202.44	45.2%	234,888,797.56
052101400100	Kazaure General Hospital	1,074,001,000.00	-	214,887,940.53	20.0%	859,113,059.47
052101500100	Kazaure Psychiatric Hospital	61,721,000.00	-	10,102,981.67	16.4%	51,618,018.33
052101600100	Ringim General Hospital	751,114,000.00	209,824,034.77	292,542,979.63	38.9%	458,571,020.37
052101700100	Rasheed Shekoni Specialist Hospital	1,057,859,000.00	-	421,653,136.05	39.9%	636,205,863.95
052101900100	Office of the Provost College of Nursing Science	2,449,936,000.00	111,896,669.10	285,477,805.44	11.7%	2,164,458,194.56
052101900200	College of Nursing Science Birnin Kudu	76,000,000.00	38,582,820.00	38,582,820.00	50.8%	37,417,180.00
052101900300	College of Nursing Science Hadejia	50,200,000.00	7,362,500.00	10,332,700.00	20.6%	39,867,300.00
052101900400	College of Nursing Science Babura	58,130,000.00	16,332,225.41	36,957,583.51	63.6%	21,172,416.49
052102300100	College of Health Science and Technology Jahun	1,218,456,000.00	135,596,335.53	607,475,477.53	49.9%	610,980,522.47
052102400100	Primary Health Care Development Agency	22,292,140,000.00	795,980,377.40	2,009,284,819.03	9.0%	20,282,855,180.97
052102400200	Primary Health Care Development LGA Management Office	6,560,412,000.00	1,611,688,910.61	3,191,776,077.87	48.7%	3,368,635,922.13
053500000000	Ministry of Environment and Climate Change	18,170,682,000.00	6,375,202,869.44	6,663,175,412.43	36.7%	11,507,506,587.57
053500100100	Ministry of Environment and Climate Change	16,855,163,000.00	6,375,202,869.44	6,483,513,556.36	38.5%	10,371,649,443.64
053501600100	Jigawa State Environmental Protection Agency (JISEPA)	1,315,519,000.00	-	179,661,856.07	13.7%	1,135,857,143.93
055100000000	Ministry for Local Government and Community Development	8,960,212,000.00	-	182,135,819.32	2.0%	8,778,076,180.68
055100100100	Ministry for Local Government and Community Development	8,960,212,000.00	-	182,135,819.32	2.0%	8,778,076,180.68

Table 5: Personnel Expenditure by Administrative Classification

Jigawa State Government Budget Performance Report 2025 Q2 - Personnel Expenditure by Administrative Classification

Code	Administrative Unit	2025 Original Budget	2025 Q2 Performance	2025 Performance Year to Date (Q1-Q2)	% Performance Year to Date against 2025 Original Budget	Balance (against Original Budget)
	Total Personnel Expenditure	90,730,520,000.00	18,470,264,984.42	40,128,523,979.60	44.2%	50,601,996,020.40
010000000000	Administrative	6,609,652,000.00	783,475,232.73	1,693,854,877.50	25.6%	4,915,797,122.50
011100000000	Government House	522,542,000.00	72,095,632.92	170,837,909.15	32.7%	351,704,090.85
011100100100	Government House	103,622,000.00	20,019,767.29	40,594,880.59	39.2%	63,027,119.41
011100100200	Deputy Governor's Office	24,450,000.00	-	3,896,317.50	15.9%	20,553,682.50
011111300100	Directorate of Protocol	8,300,000.00	1,227,001.05	2,442,309.03	29.4%	5,857,690.97
011101000100	Due Process & Project Monitoring Bureau	72,057,000.00	15,433,674.87	28,334,509.99	39.3%	43,722,490.01
011103700100	Pilgrim Welfare Agency	53,063,000.00	-	11,144,768.15	21.0%	41,918,231.85
011100900100	Jigawa State Public Complaints and Anti Corruption Commission	32,474,000.00	-	1,200,000.00	3.7%	31,274,000.00
011100700100	Jigawa State Research Institute	228,576,000.00	35,415,189.71	83,225,123.89	36.4%	145,350,876.11
016100000000	Office of the Secretary to the State Government	2,905,340,000.00	47,521,354.43	332,210,369.71	11.4%	2,573,129,630.29
016100100100	Office of the SSG Admin & Finance Directorate	1,756,753,000.00	26,775,000.00	284,806,745.01	16.2%	1,471,946,254.99
016100200100	Chieftaincy & Religious Affairs Department	19,351,000.00	2,840,713.27	8,565,159.27	44.3%	10,785,840.73
016100300100	Research, Evaluation and Political Affairs Directorate	11,823,000.00	2,107,460.64	4,214,919.66	35.7%	7,608,080.34
016100400100	Special Service Directorate	358,764,000.00	13,414,300.76	26,828,601.52	7.5%	331,935,398.48
016100600100	Jigawa State Hisbah Board	725,561,000.00	-	-	0.0%	725,561,000.00
016102100100	Liaison Office Kaduna	12,527,000.00	2,383,879.76	4,798,923.32	38.3%	7,728,076.68
016102100200	Liaison Office Lagos	9,801,000.00	-	985,609.90	10.1%	8,815,390.10
016102100400	Liaison Office Abuja	10,760,000.00	-	2,010,411.03	18.7%	8,749,588.97
016200000000	Ministry of Special Duties	83,195,000.00	2,566,328.82	3,652,459.92	4.4%	79,542,540.08
016200100100	Ministry of Special Duties	30,000,000.00	-	-	0.0%	30,000,000.00
016200200100	State Emergency Management Agency	45,341,000.00	2,566,328.82	2,566,328.82	5.7%	42,774,671.18
016200300100	Guidance and Counselling Department	7,854,000.00	-	1,086,131.10	13.8%	6,767,868.90
011200000000	State House of Assembly	571,214,000.00	-	80,361,429.54	14.1%	490,852,570.46
011200300100	State House of Assembly	522,094,000.00	-	76,071,261.54	14.6%	446,022,738.46
011200400100	Assembly Service Commission	49,120,000.00	-	4,290,168.00	8.7%	44,829,832.00
012500000000	Office of the Head of State Civil Service	2,120,953,000.00	582,614,712.42	962,591,707.46	45.4%	1,158,361,292.54
012500100100	Office of the Head of State Civil Service	350,000,000.00	31,054,987.97	61,353,525.78	17.5%	288,646,474.22
012500100200	Establishment and Service Matters Directorate	940,953,000.00	290,775,624.60	490,540,410.41	52.1%	450,412,589.59
012500100500	Manpower Development Institute	110,000,000.00	-	18,105,870.00	16.5%	91,894,130.00
012500200100	State Pension	720,000,000.00	260,784,099.85	392,591,901.27	54.5%	327,408,098.73
014000000000	Office of the Auditor General	263,220,000.00	78,677,204.14	124,800,705.12	47.4%	138,419,294.88
014000100100	Office of the State Auditor General	120,046,000.00	48,067,872.00	72,009,229.88	60.0%	48,036,770.12
014000200100	Office of the Auditor General Local Government Audit	143,174,000.00	30,609,332.14	52,791,475.24	36.9%	90,382,524.76
014700000000	Civil Service Commission	58,240,000.00	-	4,843,759.86	8.3%	53,396,240.14
014700100100	Civil Service Commission	58,240,000.00	-	4,843,759.86	8.3%	53,396,240.14
014800000000	State Independent Electoral Commission	40,605,000.00	-	7,913,775.19	19.5%	32,691,224.81
014800100100	State Independent Electoral Commission	40,605,000.00	-	7,913,775.19	19.5%	32,691,224.81
014900000000	Local Government Service Commission	44,343,000.00	-	6,642,761.55	15.0%	37,700,238.45
014900100100	Local Government Service Commission	44,343,000.00	-	6,642,761.55	15.0%	37,700,238.45
020000000000	Economic	7,608,954,000.00	993,959,343.09	2,979,865,941.04	39.2%	4,629,088,058.96
021500000000	Ministry of Agriculture & Natural Resources	1,832,042,000.00	198,247,049.41	431,229,890.94	23.5%	1,400,812,109.06
021500100100	Ministry of Agriculture & Natural Resources	482,038,000.00	93,433,029.26	204,296,846.99	42.4%	277,741,153.01
021510200100	Jigawa State Agricultural & Rural Development Authority (JARDA)	1,248,010,000.00	104,814,020.15	209,063,030.85	16.8%	1,038,946,969.15
021510300100	Jigawa Agricultural Transformation Agency (JATA)	7,863,000.00	-	-	0.0%	7,863,000.00
021511500100	Farmers and Herdsman Board	94,131,000.00	-	17,870,013.10	19.0%	76,260,986.90

Code	Administrative Unit	2025 Original Budget	2025 Q2 Performance	2025 Performance Year to Date (Q1-Q2)	% Performance Year to Date against 2025 Original Budget	Balance (against Original Budget)
027000000000	Ministry of Livestock	70,234,000.00	-	-	0.0%	70,234,000.00
027000100100	Ministry of Livestock	70,234,000.00	-	-	0.0%	70,234,000.00
022000000000	Ministry of Finance	3,278,073,000.00	445,280,669.40	1,745,272,249.72	53.2%	1,532,800,750.28
022000100100	Ministry of Finance	501,493,000.00	110,411,503.52	221,528,087.71	44.2%	279,964,912.29
022000700100	Office of the State Accountant General	2,005,740,000.00	334,869,165.88	1,314,915,567.89	65.6%	690,824,432.11
022000700400	Directorate of Salary and Pension Administration	658,335,000.00	-	193,541,197.12	29.4%	464,793,802.88
022000800100	Jigawa State Internal Revenue Service (JIRS)	112,505,000.00	-	15,287,397.00	13.6%	97,217,603.00
022200000000	Ministry Of Commerce, Industries and Co-operatives	203,116,000.00	30,622,940.97	67,652,064.74	33.3%	135,463,935.26
022200100100	Ministry of Commerce, Industries and Co-operatives	157,380,000.00	30,622,940.97	60,906,762.00	38.7%	96,473,238.00
022200200100	Mineral Resources Development Agency	36,596,000.00	-	4,021,321.08	11.0%	32,574,678.92
022200300100	Jigawa State Investment Promotion Agency	9,140,000.00	-	2,723,981.66	29.8%	6,416,018.34
022700000000	Jigawa State Agency for Youth Empowerment and Employment	146,220,000.00	-	32,372,905.14	22.1%	113,847,094.86
022700100100	Jigawa State Agency for Youth Empowerment and Employment	146,220,000.00	-	32,372,905.14	22.1%	113,847,094.86
023100000000	Ministry of Power and Renewable Energy	203,242,000.00	-	11,545,554.27	5.7%	191,696,445.73
023100100100	Ministry of Power and Energy	131,944,000.00	-	-	0.0%	131,944,000.00
023100200100	Rural Electricity Board	55,592,000.00	-	10,049,706.87	18.1%	45,542,293.13
023100300100	Alternative Energy Agency	15,706,000.00	-	1,495,847.40	9.5%	14,210,152.60
023400000000	Ministry of Works & Transport	407,020,000.00	90,362,244.71	180,971,010.99	44.5%	226,048,989.01
023400100100	Ministry of Works & Transport	200,111,000.00	57,715,526.55	115,641,859.96	57.8%	84,469,140.04
023400400100	Jigawa Roads Maintenance Agency	41,166,000.00	-	3,803,895.51	9.2%	37,362,104.49
023400900100	Fire Service Directorate	165,743,000.00	32,646,718.16	61,525,255.52	37.1%	104,217,744.48
023800000000	Ministry of Budget and Economic Planning	168,177,000.00	18,280,033.37	38,846,011.87	23.1%	129,330,988.13
023800100100	Ministry of Budget and Economic Planning	66,209,000.00	10,478,376.87	23,964,498.54	36.2%	42,244,501.46
023800200100	Jigawa State Bureau of Statistics (JSBS)	35,902,000.00	7,801,656.50	14,881,513.33	41.5%	21,020,486.67
023800400100	Jigawa State Residents Identity Management Agency (JISRIMA)	66,066,000.00	-	-	0.0%	66,066,000.00
025200000000	Ministry Of Water Resources	776,096,000.00	168,681,003.25	327,017,439.34	42.1%	449,078,560.66
025200100100	Ministry of Water Resources	63,643,000.00	13,497,110.24	13,497,110.24	21.2%	50,145,889.76
025210200100	Jigawa state Water Board	323,673,000.00	69,793,862.83	141,546,606.83	43.7%	182,126,393.17
025210300100	Rural Water Supply and Sanitation Agency	52,780,000.00	8,450,629.74	16,608,461.91	31.5%	36,171,538.09
025210400100	Small Town Water Supply Agency	336,000,000.00	76,939,400.44	155,365,260.36	46.2%	180,634,739.64
026000000000	Ministry Of Land , Housing, Urban & Regional Development	524,734,000.00	42,485,401.98	144,958,814.03	27.6%	379,775,185.97
026000100100	Ministry of Lands, Housing, Urban & Regional Planning Development	159,130,000.00	-	32,722,696.06	20.6%	126,407,303.94
026000200100	Jigawa State Housing Authority	32,356,000.00	-	-	0.0%	32,356,000.00
026000300100	Urban Development Board	132,667,000.00	-	27,727,771.80	20.9%	104,939,228.20
026000400100	Dutse Capital Development Authority (DCDA)	200,581,000.00	42,485,401.98	84,508,346.17	42.1%	116,072,653.83
030000000000	Law & Justice	2,372,224,000.00	341,223,867.16	720,030,424.93	30.4%	1,652,193,575.07
031800000000	Judiciary	2,080,358,000.00	256,176,255.27	538,975,528.34	25.9%	1,541,382,471.66
031800500100	High Court of Justice	653,681,000.00	256,176,255.27	518,182,355.26	79.3%	135,498,644.74
031800600100	Sharia Court of Appeal	1,316,778,000.00	-	-	0.0%	1,316,778,000.00
031801100100	Judicial Service Commission	109,899,000.00	-	20,793,173.08	18.9%	89,105,826.92
032600000000	Ministry of Justice	291,866,000.00	85,047,611.89	181,054,896.59	62.0%	110,811,103.41
032600100100	Ministry of Justice	241,866,000.00	69,706,894.37	150,445,761.40	62.2%	91,420,238.60
032600200100	Justice Sector and Law Reform Commission	50,000,000.00	15,340,717.52	30,609,135.19	61.2%	19,390,864.81
050000000000	Social	74,139,690,541.44	16,351,606,541.44	34,734,772,736.13	46.9%	39,404,917,263.87
051300000000	Ministry of Information, Youth, Sports & Culture	686,563,000.00	141,027,566.58	263,044,832.47	38.3%	423,518,167.53
051300100100	Ministry of Information Youths, Sports and Culture	153,000,000.00	30,907,402.84	63,394,381.84	41.4%	89,605,618.16
051300200100	Jigawa State History and Culture Bureau	33,000,000.00	7,329,648.45	14,880,285.72	45.1%	18,119,714.28
051300300100	Jigawa State Television (JTV)	136,000,000.00	28,924,325.26	49,731,774.71	36.6%	86,268,225.29
051300400100	Jigawa State Broadcasting Corporation (Radio)	149,000,000.00	33,563,091.90	62,359,616.16	41.9%	86,640,383.84
051300500100	Jigawa State Printing Press	5,537,000.00	-	-	0.0%	5,537,000.00
051300700100	Jigawa State Sports Council	210,026,000.00	40,303,098.13	72,678,774.04	34.6%	137,347,225.96

Code	Administrative Unit	2025 Original Budget	2025 Q2 Performance	2025 Performance Year to Date (Q1-Q2)	% Performance Year to Date against 2025 Original Budget	Balance (against Original Budget)
051400000000	Ministry of Women Affairs	561,500,000.00	-	33,885,846.98	6.0%	527,614,153.02
051400100100	Ministry of Women Affairs & Social Development	80,000,000.00	-	7,853,944.10	9.8%	72,146,055.90
051400200100	Jigawa State Rehabilitation Board	481,500,000.00	-	26,031,902.88	5.4%	455,468,097.12
051700000000	Ministry of Basic Education	28,500,649,000.00	9,135,032,946.60	18,574,164,246.28	65.2%	9,926,484,753.72
051700100100	Ministry of Basic Education	1,270,000,000.00	18,116,538.59	33,318,512.28	2.6%	1,236,681,487.72
051700200100	Agency for Mass Education	117,649,000.00	-	29,670,988.14	25.2%	87,978,011.86
051700300100	Nomadic Education Agency	1,478,000,000.00	-	316,216,627.95	21.4%	1,161,783,372.05
051700400100	Library Board	89,000,000.00	15,956,837.32	32,822,422.57	36.9%	56,177,577.43
051700500100	State Universal Basic Education Board (SUBEB)	624,000,000.00	190,057,943.28	380,691,997.64	61.0%	243,308,002.36
051700500200	Inspectorate Headquarters & Zones	405,000,000.00	96,509,647.24	191,559,234.23	47.3%	213,440,765.77
051700500300	Local Education Authority (LEA)	24,500,000,000.00	8,814,391,980.17	17,588,153,043.77	71.8%	6,911,846,956.23
051700600100	Jigawa State Tsangaya Education Board	17,000,000.00	-	1,731,419.70	10.2%	15,268,580.30
056300000000	Ministry of Higher Education, Science & Technology	22,791,900,000.00	4,279,418,274.37	8,193,383,203.58	35.9%	14,598,516,796.42
056300100100	Ministry of Higher Education, Science & Technology	10,040,821,000.00	1,747,195,698.50	3,549,926,225.23	35.4%	6,490,894,774.77
056300200100	Jigawa State Educational Quality Assurance Agency (JISEQAA)	13,770,000.00	-	-	0.0%	13,770,000.00
056301800100	Jigawa State Polytechnic Dutse	1,657,092,000.00	-	319,278,394.71	19.3%	1,337,813,605.29
056301800200	Binyaminu Usman Polytechnic Hadejia	1,063,507,000.00	236,836,251.93	475,155,606.99	44.7%	588,351,393.01
056301900100	Jigawa State College of Education	2,194,032,000.00	-	483,382,077.51	22.0%	1,710,649,922.49
056302100100	Sule Lamido University Khafin Hausa	2,385,207,000.00	1,245,285,240.29	1,245,285,240.29	52.2%	1,139,921,759.71
056305500100	Science & Technical Education Board	1,059,302,000.00	261,004,433.56	529,734,069.80	50.0%	529,567,930.20
056305600100	Jigawa State Scholarship Board	20,300,000.00	-	3,919,479.78	19.3%	16,380,520.22
056302600100	Dutse Model / Capital School	251,808,000.00	73,172,468.11	149,315,620.65	59.3%	102,492,379.35
056306000100	Jigawa State College of Education and Legal Studies	1,028,722,000.00	244,324,490.20	491,264,938.88	47.8%	537,457,061.12
056306100100	Jigawa State Polytechnic for Information and Communication Technology	688,141,000.00	-	-	0.0%	688,141,000.00
056306300100	Islamic Education Bureau	1,874,813,000.00	412,423,739.98	818,535,626.17	43.7%	1,056,277,373.83
056306400100	Bamaina Academy	11,000,000.00	3,408,161.40	6,806,880.00	61.9%	4,193,120.00
056306500100	Jigawa State College of Remedial and Advanced Studies	401,790,000.00	55,767,790.40	120,779,043.57	30.1%	281,010,956.43
056306600100	Jigawa State Information Technology and Digital Economy Agency	12,199,000.00	-	-	0.0%	12,199,000.00
056306700100	Jigawa State Senior Secondary Education Board (JSSSEB)	14,646,000.00	-	-	0.0%	14,646,000.00
056306900100	Khadija University Majia	60,872,000.00	-	-	0.0%	60,872,000.00
056307000100	Jigawa State Teachers Training and Education Leadership Agency	13,878,000.00	-	-	0.0%	13,878,000.00
052100000000	Ministry of Health	20,358,154,000.00	2,757,368,368.03	7,337,482,306.00	36.0%	13,020,671,694.00
052100100100	Ministry of Health	3,903,510,000.00	-	835,624,577.64	21.4%	3,067,885,422.36
052100300100	Babura General Hospital	415,580,000.00	104,135,221.46	207,395,356.87	49.9%	208,184,643.13
052100400100	Birnin Kudu General Hospital	834,591,000.00	220,021,025.05	308,353,666.99	36.9%	526,237,333.01
052100500100	Birniwa General Hospital	357,000,000.00	80,917,866.44	161,889,332.88	45.3%	195,110,667.12
052100600100	Dutse General Hospital	797,000,000.00	-	220,542,731.04	27.7%	576,457,268.96
052100700100	Gumel General Hospital	611,307,000.00	-	143,558,783.82	23.5%	467,748,216.18
052100800100	Gwaram Cottage Hospital	214,010,000.00	64,437,424.99	127,508,969.98	59.6%	86,501,030.02
052100900100	Hadejia General Hospital	1,145,320,000.00	-	234,751,507.38	20.5%	910,568,492.62
052101000100	Hadejia Tuberculosis and Leprosy Hospital	95,044,000.00	23,116,684.77	44,984,186.67	47.3%	50,059,813.33
052101100100	Jahun General Hospital	598,455,000.00	85,893,733.69	212,954,386.30	35.6%	385,500,613.70
052101200100	Kafin Hausa (Bulangu) Cottage Hospital	229,145,000.00	53,942,948.88	107,885,897.76	47.1%	121,259,102.24
052101300100	Kafin Hausa General Hospital	328,774,000.00	71,675,461.73	147,882,541.76	45.0%	180,891,458.24
052101400100	Kazaure General Hospital	800,000,000.00	-	146,400,190.68	18.3%	653,599,809.32
052101500100	Kazaure Psychiatric Hospital	54,721,000.00	-	10,102,981.67	18.5%	44,618,018.33
052101600100	Ringim General Hospital	609,114,000.00	158,993,617.64	241,712,562.50	39.7%	367,401,437.50
052101700100	Rasheed Shekoni Specialist Hospital	823,859,000.00	-	421,653,136.05	51.2%	402,205,863.95
052101900100	Office of the Provost College of Nursing Science	760,936,000.00	67,504,288.10	241,085,424.44	31.7%	519,850,575.56
052102300100	College of Health Science and Technology Jahun	356,456,000.00	83,346,705.36	165,438,157.98	46.4%	191,017,842.02
052102400100	Primary Health Care Development Agency	862,920,000.00	131,694,479.31	165,981,835.72	19.2%	696,938,164.28
052102400200	Primary Health Care Development LGA Management Office	6,560,412,000.00	1,611,688,910.61	3,191,776,077.87	48.7%	3,368,635,922.13

Code	Administrative Unit	2025 Original Budget	2025 Q2 Performance	2025 Performance Year to Date (Q1-Q2)	% Performance Year to Date against 2025 Original Budget	Balance (against Original Budget)
053500000000	Ministry of Environment and Climate Change	1,170,752,000.00	38,759,385.87	318,657,262.86	27.2%	852,094,737.14
053500100100	Ministry of Environment and Climate Change	277,233,000.00	38,759,385.87	145,708,290.79	52.6%	131,524,709.21
053501600100	Jigawa State Environmental Protection Agency (JISEPA)	893,519,000.00	-	172,948,972.07	19.4%	720,570,027.93
055100000000	Ministry for Local Government and Community Development	70,172,000.00	-	14,155,037.97	20.2%	56,016,962.03
055100100100	Ministry for Local Government and Community Development	70,172,000.00	-	14,155,037.97	20.2%	56,016,962.03

Table 6: Overhead Expenditure by Administrative Classification

Jigawa State Government Budget Performance Report 2025 Q2 - Overhead Expenditure by Administrative Classification

Code	Administrative Unit	2025 Original Budget	2025 Q2 Performance	2025 Performance Year to Date (Q1-Q2)	% Performance Year to Date against 2025 Original Budget	Balance (against Original Budget)
	<i>Total Overhead Expenditure</i>	<i>60,481,220,000.00</i>	<i>7,767,557,364.69</i>	<i>15,189,613,460.30</i>	<i>25.1%</i>	<i>45,291,606,539.70</i>
010000000000	Administrative	17,602,805,000.00	2,578,773,751.33	5,837,053,374.06	33.2%	11,765,751,625.94
011100000000	Government House	5,758,404,000.00	1,194,696,172.04	2,185,386,803.03	38.0%	3,573,017,196.97
011100100100	Government House	2,444,800,000.00	908,392,112.61	1,640,531,135.44	67.1%	804,268,864.56
011100100200	Deputy Governor's Office	376,106,000.00	-	62,130,469.69	16.5%	313,975,530.31
011111300100	Directorate of Protocol	462,000,000.00	254,108,658.93	327,497,479.71	70.9%	134,502,520.29
011101000100	Due Process & Project Monitoring Bureau	135,000,000.00	28,726,428.54	56,064,676.89	41.5%	78,935,323.11
011103700100	Pilgrim Welfare Agency	2,203,200,000.00	-	80,747,013.08	3.7%	2,122,452,986.92
011100800100	Jigawa State Agency for the Control of AIDS	3,600,000.00	589,326.28	1,205,592.70	33.5%	2,394,407.30
011100900100	Jigawa State Public Complaints and Anti Corruption Commission	115,000,000.00	-	11,150,146.81	9.7%	103,849,853.19
011100700100	Jigawa State Research Institute	18,698,000.00	2,879,645.68	6,060,288.71	32.4%	12,637,711.29
016100000000	Office of the Secretary to the State Government	3,216,649,000.00	991,100,616.49	1,853,362,459.25	57.6%	1,363,286,540.75
016100100100	Office of the SSG Admin & Finance Directorate	1,089,000,000.00	159,363,201.07	403,514,732.88	37.1%	685,485,267.12
016100200100	Chieftaincy & Religious Affairs Department	314,000,000.00	172,800,000.00	423,900,000.00	135.0%	-109,900,000.00
016100300100	Research, Evaluation and Political Affairs Directorate	436,000,000.00	68,361,612.17	218,099,732.17	50.0%	217,900,267.83
016100400100	Special Service Directorate	1,149,000,000.00	582,679,709.00	767,010,260.00	66.8%	381,989,740.00
016100500100	Council Affairs Department	24,649,000.00	6,335,209.25	12,146,609.25	49.3%	12,502,390.75
016100600100	Jigawa State Hisbah Board	60,000,000.00	-	-	0.0%	60,000,000.00
016102100100	Liaison Office Kaduna	10,000,000.00	1,170,885.00	1,170,885.00	11.7%	8,829,115.00
016102100200	Liaison Office Lagos	16,000,000.00	-	3,146,759.98	19.7%	12,853,240.02
016102100300	Liaison Office Kano	9,000,000.00	390,000.00	750,000.00	8.3%	8,250,000.00
016102100400	Liaison Office Abuja	109,000,000.00	-	23,623,479.97	21.7%	85,376,520.03
016200000000	Ministry of Special Duties	178,500,000.00	20,071,328.86	20,651,902.22	11.6%	157,848,097.78
016200100100	Ministry of Special Duties	31,000,000.00	8,382,418.09	8,382,418.09	27.0%	22,617,581.91
016200200100	State Emergency Management Agency	79,500,000.00	11,688,910.77	11,688,910.77	14.7%	67,811,089.23
016200300100	Guidance and Counselling Department	68,000,000.00	-	580,573.36	0.9%	67,419,426.64
011200000000	State House of Assembly	5,573,800,000.00	-	758,723,118.29	13.6%	4,815,076,881.71
011200300100	State House of Assembly	5,428,000,000.00	-	758,723,118.29	14.0%	4,669,276,881.71
011200400100	Assembly Service Commission	145,800,000.00	-	-	0.0%	145,800,000.00
012500000000	Office of the Head of State Civil Service	883,230,000.00	270,176,224.44	590,705,376.02	66.9%	292,524,623.98
012500100100	Office of the Head of State Civil Service	567,630,000.00	214,369,345.44	365,328,738.02	64.4%	202,301,261.98
012500100200	Establishment and Service Matters Directorate	14,000,000.00	1,560,000.00	3,158,800.00	22.6%	10,841,200.00
012500100300	Manpower Development and Training Directorate	105,600,000.00	23,735,500.00	45,796,800.00	43.4%	59,803,200.00
012500100500	Manpower Development Institute	196,000,000.00	30,511,379.00	176,421,038.00	90.0%	19,578,962.00
014000000000	Office of the Auditor General	426,025,000.00	102,729,409.50	195,707,147.19	45.9%	230,317,852.81
014000100100	Office of the State Auditor General	68,300,000.00	11,973,669.09	18,850,209.80	27.6%	49,449,790.20
014000200100	Office of the Auditor General Local Government Audit	338,925,000.00	90,755,740.41	176,856,937.39	52.2%	162,068,062.61
014000300100	Audit Service Commission	18,800,000.00	-	-	0.0%	18,800,000.00
014700000000	Civil Service Commission	87,000,000.00	-	1,950,000.00	2.2%	85,050,000.00
014700100100	Civil Service Commission	87,000,000.00	-	1,950,000.00	2.2%	85,050,000.00
014800000000	State Independent Electoral Commission	168,700,000.00	-	4,667,500.00	2.8%	164,032,500.00
014800100100	State Independent Electoral Commission	168,700,000.00	-	4,667,500.00	2.8%	164,032,500.00
014900000000	Local Government Service Commission	1,310,497,000.00	-	225,899,068.06	17.2%	1,084,597,931.94
014900100100	Local Government Service Commission	1,310,497,000.00	-	225,899,068.06	17.2%	1,084,597,931.94
020000000000	Economic	20,506,906,000.00	2,449,758,779.33	4,725,098,884.37	23.0%	15,781,807,115.63
021500000000	Ministry of Agriculture & Natural Resources	440,000,000.00	5,622,653.79	12,891,855.88	2.9%	427,108,144.12
021500100100	Ministry of Agriculture & Natural Resources	28,000,000.00	3,262,453.79	6,392,606.88	22.8%	21,607,393.12
021510200100	Jigawa State Agricultural & Rural Development Authority (JARDA)	230,000,000.00	2,360,200.00	5,329,349.00	2.3%	224,670,651.00
021510300100	Jigawa Agricultural Transformation Agency (JATA)	150,000,000.00	-	-	0.0%	150,000,000.00
021511500100	Farmers and Herdsman Board	32,000,000.00	-	1,169,900.00	3.7%	30,830,100.00

Code	Administrative Unit	2025 Original Budget	2025 Q2 Performance	2025 Performance Year to Date (Q1-Q2)	% Performance Year to Date against 2025 Original Budget	Balance (against Original Budget)
027000000000	Ministry of Livestock	29,766,000.00	-	-	0.0%	29,766,000.00
027000100100	Ministry of Livestock	29,766,000.00	-	-	0.0%	29,766,000.00
022000000000	Ministry of Finance	7,394,700,000.00	592,719,736.43	2,313,582,976.61	31.3%	5,081,117,023.39
022000100100	Ministry of Finance	6,597,000,000.00	592,719,736.43	2,195,113,676.61	33.3%	4,401,886,323.39
022000700100	Office of the State Accountant General	663,000,000.00	-	116,937,400.00	17.6%	546,062,600.00
022000700400	Directorate of Salary and Pension Administration	11,000,000.00	-	1,531,900.00	13.9%	9,468,100.00
022000800100	Jigawa State Internal Revenue Service (JIRS)	123,700,000.00	-	-	0.0%	123,700,000.00
022200000000	Ministry Of Commerce, Industries and Co-operatives	65,750,000.00	3,331,063.29	8,191,010.33	12.5%	57,558,989.67
022200100100	Ministry of Commerce, Industries and Co-operatives	34,150,000.00	2,940,912.60	5,515,297.09	16.2%	28,634,702.91
022200200100	Mineral Resources Development Agency	13,600,000.00	390,150.69	390,150.69	2.9%	13,209,849.31
022200300100	Jigawa State Investment Promotion Agency	18,000,000.00	-	2,285,562.55	12.7%	15,714,437.45
022700000000	Jigawa State Agency for Youth Empowerment and Employment	44,300,000.00	-	-	0.0%	44,300,000.00
022700100100	Jigawa State Agency for Youth Empowerment and Employment	44,300,000.00	-	-	0.0%	44,300,000.00
023100000000	Ministry of Power and Renewable Energy	2,333,000,000.00	148,304,765.00	598,430,075.00	25.7%	1,734,569,925.00
023100100100	Ministry of Power and Energy	1,530,000,000.00	148,304,765.00	303,750,210.00	19.9%	1,226,249,790.00
023100200100	Rural Electricity Board	800,000,000.00	-	294,099,865.00	36.8%	505,900,135.00
023100300100	Alternative Energy Agency	3,000,000.00	-	580,000.00	19.3%	2,420,000.00
023400000000	Ministry of Works & Transport	332,000,000.00	65,147,096.88	108,300,556.88	32.6%	223,699,443.12
023400100100	Ministry of Works & Transport	303,000,000.00	62,786,796.35	105,940,256.35	35.0%	197,059,743.65
023400400100	Jigawa Roads Maintenance Agency	19,000,000.00	-	-	0.0%	19,000,000.00
023400900100	Fire Service Directorate	10,000,000.00	2,360,300.53	2,360,300.53	23.6%	7,639,699.47
023800000000	Ministry of Budget and Economic Planning	4,858,940,000.00	69,432,897.37	96,638,585.96	2.0%	4,762,301,414.04
023800100100	Ministry of Budget and Economic Planning	4,742,970,000.00	67,029,000.00	91,310,449.65	1.9%	4,651,659,550.35
023800200100	Jigawa State Bureau of Statistics (JSBS)	25,970,000.00	2,403,897.37	4,428,136.31	17.1%	21,541,863.69
023800300100	Economic Planning Board	30,000,000.00	-	900,000.00	3.0%	29,100,000.00
023800400100	Jigawa State Residents Identity Management Agency (JISRIMA)	50,000,000.00	-	-	0.0%	50,000,000.00
023800500100	Jigawa State Social Investment Program Agency (JSSIPA)	10,000,000.00	-	-	0.0%	10,000,000.00
025200000000	Ministry Of Water Resources	4,880,100,000.00	1,558,029,741.36	1,569,121,082.21	32.2%	3,310,978,917.79
025200100100	Ministry of Water Resources	4,807,300,000.00	1,528,216,969.51	1,528,216,969.51	31.8%	3,279,083,030.49
025210200100	Jigawa state Water Board	45,000,000.00	16,884,639.53	26,028,842.56	57.8%	18,971,157.44
025210300100	Rural Water Supply and Sanitation Agency	10,000,000.00	1,330,000.00	1,330,000.00	13.3%	8,670,000.00
025210400100	Small Town Water Supply Agency	17,800,000.00	11,598,132.32	13,545,270.14	76.1%	4,254,729.86
026000000000	Ministry Of Land , Housing, Urban & Regional Development	128,350,000.00	7,170,825.21	17,942,741.50	14.0%	110,407,258.50
026000100100	Ministry of Lands, Housing, Urban & Regional Planning Development	28,000,000.00	-	2,939,600.00	10.5%	25,060,400.00
026000200100	Jigawa State Housing Authority	29,750,000.00	-	5,251,116.29	17.7%	24,498,883.71
026000300100	Urban Development Board	32,000,000.00	-	-	0.0%	32,000,000.00
026000400100	Dutse Capital Development Authority (DCDA)	38,600,000.00	7,170,825.21	9,752,025.21	25.3%	28,847,974.79
030000000000	Law & Justice	1,586,500,000.00	109,192,588.81	196,698,907.67	12.4%	1,389,801,092.33
031800000000	Judiciary	1,436,500,000.00	84,216,349.84	145,689,096.70	10.1%	1,290,810,903.30
031800500100	High Court of Justice	786,000,000.00	84,216,349.84	145,689,096.70	18.5%	640,310,903.30
031800600100	Sharia Court of Appeal	538,500,000.00	-	-	0.0%	538,500,000.00
031801100100	Judicial Service Commission	112,000,000.00	-	-	0.0%	112,000,000.00
032600000000	Ministry of Justice	150,000,000.00	24,976,238.97	51,009,810.97	34.0%	98,990,189.03
032600100100	Ministry of Justice	122,000,000.00	24,085,749.40	48,129,940.99	39.5%	73,870,059.01
032600200100	Justice Sector and Law Reform Commission	28,000,000.00	890,489.57	2,879,869.98	10.3%	25,120,130.02
050000000000	Social	20,785,009,000.00	2,629,832,245.22	4,430,762,294.20	21.3%	16,354,246,705.80
051300000000	Ministry of Information, Youth, Sports & Culture	849,240,000.00	62,645,683.92	95,288,812.89	11.2%	753,951,187.11
051300100100	Ministry of Information Youths, Sports and Culture	78,400,000.00	5,871,777.00	32,890,042.21	42.0%	45,509,957.79
051300200100	Jigawa State History and Culture Bureau	20,000,000.00	1,230,000.00	1,230,000.00	6.2%	18,770,000.00
051300300100	Jigawa State Television (JTV)	44,500,000.00	6,705,000.00	6,705,000.00	15.1%	37,795,000.00
051300400100	Jigawa State Broadcasting Corporation (Radio)	47,900,000.00	9,441,083.99	13,726,083.99	28.7%	34,173,916.01
051300500100	Jigawa State Printing Press	451,140,000.00	38,000,801.25	38,000,801.25	8.4%	413,139,198.75
051300700100	Jigawa State Sports Council	207,300,000.00	1,397,021.68	2,736,885.44	1.3%	204,563,114.56

Code	Administrative Unit	2025 Original Budget	2025 Q2 Performance	2025 Performance Year to Date (Q1-Q2)	% Performance Year to Date against 2025 Original Budget	Balance (against Original Budget)
051400000000	Ministry of Women Affairs	91,480,000.00	-	16,662,169.22	18.2%	74,817,830.78
051400100100	Ministry of Women Affairs & Social Development	36,660,000.00	-	8,971,095.11	24.5%	27,688,904.89
051400200100	Jigawa State Rehabilitation Board	54,820,000.00	-	7,691,074.11	14.0%	47,128,925.89
051700000000	Ministry of Basic Education	3,461,200,000.00	479,413,924.79	932,392,516.00	26.9%	2,528,807,484.00
051700100100	Ministry of Basic Education	2,049,000,000.00	397,540,525.00	781,944,761.40	38.2%	1,267,055,238.60
051700200100	Agency for Mass Education	7,000,000.00	-	1,221,527.95	17.5%	5,778,472.05
051700300100	Nomadic Education Agency	12,000,000.00	-	3,315,000.00	27.6%	8,685,000.00
051700400100	Library Board	5,000,000.00	558,216.25	558,216.25	11.2%	4,441,783.75
051700500100	State Universal Basic Education Board (SUBEB)	1,317,000,000.00	81,315,183.54	142,148,010.40	10.8%	1,174,851,989.60
051700500300	Local Education Authority (LEA)	37,000,000.00	-	-	0.0%	37,000,000.00
051700600100	Jigawa State Tsangaya Education Board	34,200,000.00	-	3,205,000.00	9.4%	30,995,000.00
056300000000	Ministry of Higher Education, Science & Technology	9,741,858,000.00	1,690,716,640.94	2,577,314,282.02	26.5%	7,164,543,717.98
056300100100	Ministry of Higher Education, Science & Technology	3,709,000,000.00	602,569,065.75	1,151,927,073.13	31.1%	2,557,072,926.87
056300200100	Jigawa State Educational Quality Assurance Agency (JISEQAA)	19,777,000.00	-	-	0.0%	19,777,000.00
056301800100	Jigawa State Polytechnic Dutse	155,000,000.00	-	12,183,140.00	7.9%	142,816,860.00
056301800200	Binyaminu Usman Polytechnic Hadejia	99,000,000.00	15,913,539.80	20,999,044.80	21.2%	78,000,955.20
056301900100	Jigawa State College of Education	149,900,000.00	-	-	0.0%	149,900,000.00
056302100100	Sule Lamido University Khafin Hausa	977,000,000.00	493,550,317.59	493,550,317.59	50.5%	483,449,682.41
056305500100	Science & Technical Education Board	1,065,000,000.00	226,104,300.00	423,833,900.00	39.8%	641,166,100.00
056305600100	Jigawa State Scholarship Board	19,000,000.00	-	850,499.36	4.5%	18,149,500.64
056302600100	Dutse Model / Capital School	292,991,000.00	74,161,653.00	146,610,886.00	50.0%	146,380,114.00
056306000100	Jigawa State College of Education and Legal Studies	149,000,000.00	39,867,307.57	52,973,897.95	35.6%	96,026,102.05
056306100100	Jigawa State Polytechnic for Information and Communication Technology	112,000,000.00	17,302,066.75	32,039,489.71	28.6%	79,960,510.29
056306300100	Islamic Education Bureau	821,000,000.00	210,173,958.63	210,173,958.63	25.6%	610,826,041.37
056306400100	Bamaina Academy	7,000,000.00	1,637,000.00	3,156,600.00	45.1%	3,843,400.00
056306500100	Jigawa State College of Remedial and Advanced Studies	135,390,000.00	9,437,431.85	29,015,474.85	21.4%	106,374,525.15
056306600100	Jigawa State Information Technology and Digital Economy Agency	52,600,000.00	-	-	0.0%	52,600,000.00
056306700100	Jigawa State Senior Secondary Education Board (JSSSEB)	100,000,000.00	-	-	0.0%	100,000,000.00
056306800100	Jigawa State Education Resources Agency (JSERD)	1,329,560,000.00	-	-	0.0%	1,329,560,000.00
056306900100	Khadija University Majia	440,340,000.00	-	-	0.0%	440,340,000.00
056307000100	Jigawa State Teachers Training and Education Leadership Agency	108,300,000.00	-	-	0.0%	108,300,000.00
052100000000	Ministry of Health	3,132,191,000.00	395,694,264.57	645,968,778.72	20.6%	2,486,222,221.28
052100100100	Ministry of Health	358,600,000.00	-	78,401,679.00	21.9%	280,198,321.00
052100300100	Babura General Hospital	123,800,000.00	135,000.00	795,000.00	0.6%	123,005,000.00
052100400100	Birnin Kudu General Hospital	125,000,000.00	21,610,967.88	21,610,967.88	17.3%	103,389,032.12
052100500100	Birniwa General Hospital	116,000,000.00	-	-	0.0%	116,000,000.00
052100600100	Dutse General Hospital	203,000,000.00	-	-	0.0%	203,000,000.00
052100700100	Gumel General Hospital	209,000,000.00	-	-	0.0%	209,000,000.00
052100800100	Gwaram Cottage Hospital	130,000,000.00	18,693,600.00	18,693,600.00	14.4%	111,306,400.00
052100900100	Hadejia General Hospital	212,000,000.00	-	-	0.0%	212,000,000.00
052101000100	Hadejia Tuberculosis and Leprosy Hospital	10,000,000.00	2,340,750.00	4,741,500.00	47.4%	5,258,500.00
052101100100	Jahun General Hospital	174,000,000.00	77,426,058.09	77,426,058.09	44.5%	96,573,941.91
052101200100	Kafin Hausa (Bulangu) Cottage Hospital	48,000,000.00	15,423,382.81	29,232,682.81	60.9%	18,767,317.19
052101300100	Kafin Hausa General Hospital	100,000,000.00	22,094,373.22	46,002,660.68	46.0%	53,997,339.32
052101400100	Kazaure General Hospital	274,001,000.00	-	68,487,749.85	25.0%	205,513,250.15
052101500100	Kazaure Psychiatric Hospital	7,000,000.00	-	-	0.0%	7,000,000.00
052101600100	Ringim General Hospital	142,000,000.00	50,830,417.13	50,830,417.13	35.8%	91,169,582.87
052101700100	Rasheed Shekoni Specialist Hospital	213,500,000.00	-	-	0.0%	213,500,000.00
052101900100	Office of the Provost College of Nursing Science	101,000,000.00	44,392,381.00	44,392,381.00	44.0%	56,607,619.00
052101900200	College of Nursing Science Birnin Kudu	76,000,000.00	38,582,820.00	38,582,820.00	50.8%	37,417,180.00
052101900300	College of Nursing Science Hadejia	50,200,000.00	7,362,500.00	10,332,700.00	20.6%	39,867,300.00

Code	Administrative Unit	2025 Original Budget	2025 Q2 Performance	2025 Performance Year to Date (Q1-Q2)	% Performance Year to Date against 2025 Original Budget	Balance (against Original Budget)
052101900400	College of Nursing Science Babura	58,130,000.00	16,332,225.41	36,957,583.51	63.6%	21,172,416.49
052102300100	College of Health Science and Technology Jahun	250,000,000.00	52,249,630.17	71,550,256.83	28.6%	178,449,743.17
052102400100	Primary Health Care Development Agency	150,960,000.00	28,220,158.86	47,930,721.94	31.8%	103,029,278.06
053500000000	Ministry of Environment and Climate Change	58,000,000.00	1,361,731.00	9,436,397.00	16.3%	48,563,603.00
053500100100	Ministry of Environment and Climate Change	22,200,000.00	1,361,731.00	2,723,513.00	12.3%	19,476,487.00
053501600100	Jigawa State Environmental Protection Agency (JISEPA)	35,800,000.00	-	6,712,884.00	18.8%	29,087,116.00
055100000000	Ministry for Local Government and Community Development	3,451,040,000.00	-	153,699,338.35	4.5%	3,297,340,661.65
055100100100	Ministry for Local Government and Community Development	3,451,040,000.00	-	153,699,338.35	4.5%	3,297,340,661.65

Table 7: Capital Expenditure by Administrative Classification

Jigawa State Government Budget Performance Report 2025 Q2 - Capital Expenditure by Administrative Classification

Code	Administrative Unit	2025 Original Budget	2025 Q2 Performance	2025 Performance Year to Date (Q1-Q2)	% Performance Year to Date against 2025 Original Budget	Balance (against Original Budget)
	Total Capital Expenditure	537,397,520,000.00	52,161,878,348.72	82,987,957,822.83	15.4%	454,409,562,177.17
010000000000	Administrative	25,807,450,000.00	1,034,679,566.06	1,721,407,819.37	6.7%	24,086,042,180.63
011100000000	Government House	6,192,250,000.00	462,661,376.89	1,112,980,403.20	18.0%	5,079,269,596.80
011100100100	Government House	3,410,000,000.00	195,214,256.50	845,533,282.81	24.8%	2,564,466,717.19
011100100200	Deputy Governor's Office	225,000,000.00	-	-	0.0%	225,000,000.00
011101000100	Due Process & Project Monitoring Bureau	70,000,000.00	-	-	0.0%	70,000,000.00
011103700100	Pilgrim Welfare Agency	312,750,000.00	-	-	0.0%	312,750,000.00
011100800100	Jigawa State Agency for the Control of AIDS	120,000,000.00	12,155,000.00	12,155,000.00	10.1%	107,845,000.00
011100900100	Jigawa State Public Complaints and Anti Corruption Commission	195,000,000.00	-	-	0.0%	195,000,000.00
011100700100	Jigawa State Research Institute	1,859,500,000.00	255,292,120.39	255,292,120.39	13.7%	1,604,207,879.61
016100000000	Office of the Secretary to the State Government	5,559,500,000.00	56,705,413.00	58,205,413.00	1.0%	5,501,294,587.00
016100100100	Office of the SSG Admin & Finance Directorate	545,000,000.00	56,705,413.00	56,705,413.00	10.4%	488,294,587.00
016100200100	Chieftaincy & Religious Affairs Department	3,244,000,000.00	-	-	0.0%	3,244,000,000.00
016100300100	Research, Evaluation and Political Affairs Directorate	221,500,000.00	-	-	0.0%	221,500,000.00
016100400100	Special Service Directorate	1,449,000,000.00	-	1,500,000.00	0.1%	1,447,500,000.00
016100600100	Jigawa State Hisbah Board	100,000,000.00	-	-	0.0%	100,000,000.00
016200000000	Ministry of Special Duties	7,152,600,000.00	458,848,950.00	458,848,950.00	6.4%	6,693,751,050.00
016200100100	Ministry of Special Duties	74,600,000.00	41,871,250.00	41,871,250.00	56.1%	32,728,750.00
016200200100	State Emergency Management Agency	7,078,000,000.00	416,977,700.00	416,977,700.00	5.9%	6,661,022,300.00
011200000000	State House of Assembly	2,025,000,000.00	-	-	0.0%	2,025,000,000.00
011200300100	State House of Assembly	2,025,000,000.00	-	-	0.0%	2,025,000,000.00
012500000000	Office of the Head of State Civil Service	4,177,000,000.00	-	-	0.0%	4,177,000,000.00
012500100100	Office of the Head of State Civil Service	4,077,000,000.00	-	-	0.0%	4,077,000,000.00
012500100500	Manpower Development Institute	100,000,000.00	-	-	0.0%	100,000,000.00
014000000000	Office of the Auditor General	423,100,000.00	56,463,826.17	91,373,053.17	21.6%	331,726,946.83
014000100100	Office of the State Auditor General	190,000,000.00	-	-	0.0%	190,000,000.00
014000200100	Office of the Auditor General Local Government Audit	183,100,000.00	56,463,826.17	91,373,053.17	49.9%	91,726,946.83
014000300100	Audit Service Commission	50,000,000.00	-	-	0.0%	50,000,000.00
014700000000	Civil Service Commission	28,000,000.00	-	-	0.0%	28,000,000.00
014700100100	Civil Service Commission	28,000,000.00	-	-	0.0%	28,000,000.00
014800000000	State Independent Electoral Commission	200,000,000.00	-	-	0.0%	200,000,000.00
014800100100	State Independent Electoral Commission	200,000,000.00	-	-	0.0%	200,000,000.00
014900000000	Local Government Service Commission	50,000,000.00	-	-	0.0%	50,000,000.00
014900100100	Local Government Service Commission	50,000,000.00	-	-	0.0%	50,000,000.00
020000000000	Economic	321,967,531,000.00	36,323,319,458.03	55,420,770,380.36	17.2%	266,546,760,619.64
021500000000	Ministry of Agriculture & Natural Resources	66,978,500,000.00	9,071,578,569.70	13,591,583,216.42	20.3%	53,386,916,783.58
021500100100	Ministry of Agriculture & Natural Resources	41,428,000,000.00	8,465,352,252.00	12,652,535,399.10	30.5%	28,775,464,600.90
021510200100	Jigawa State Agricultural & Rural Development Authority (JARDA)	11,531,500,000.00	606,226,317.70	939,047,817.32	8.1%	10,592,452,182.68
021510300100	Jigawa Agricultural Transformation Agency (JATA)	13,159,000,000.00	-	-	0.0%	13,159,000,000.00
021511500100	Farmers and Herdsmen Board	860,000,000.00	-	-	0.0%	860,000,000.00
027000000000	Ministry of Livestock	100,000,000.00	-	-	0.0%	100,000,000.00
027000100100	Ministry of Livestock	100,000,000.00	-	-	0.0%	100,000,000.00
022000000000	Ministry of Finance	22,720,000,000.00	8,650,000.00	8,650,000.00	0.0%	22,711,350,000.00
022000100100	Ministry of Finance	21,505,000,000.00	-	-	0.0%	21,505,000,000.00
022000700300	Debt Management Unit	1,000,000,000.00	8,650,000.00	8,650,000.00	0.9%	991,350,000.00
022000700400	Directorate of Salary and Pension Administration	20,000,000.00	-	-	0.0%	20,000,000.00
022000800100	Jigawa State Internal Revenue Service (JIRS)	195,000,000.00	-	-	0.0%	195,000,000.00

Code	Administrative Unit	2025 Original Budget	2025 Q2 Performance	2025 Performance Year to Date (Q1-Q2)	% Performance Year to Date against 2025 Original Budget	Balance (against Original Budget)
022200000000	Ministry Of Commerce, Industries and Co-operatives	13,409,520,000.00	219,813,469.30	269,129,069.30	2.0%	13,140,390,930.70
022200100100	Ministry of Commerce, Industries and Co-operatives	13,087,420,000.00	215,513,469.30	240,966,069.30	1.8%	12,846,453,930.70
022200200100	Mineral Resources Development Agency	122,100,000.00	4,300,000.00	4,300,000.00	3.5%	117,800,000.00
022200300100	Jigawa State Investment Promotion Agency	200,000,000.00	-	23,863,000.00	11.9%	176,137,000.00
022700000000	Jigawa State Agency for Youth Empowerment and Employment	7,929,040,000.00	-	-	0.0%	7,929,040,000.00
022700100100	Jigawa State Agency for Youth Empowerment and Employment	7,929,040,000.00	-	-	0.0%	7,929,040,000.00
023100000000	Ministry of Power and Renewable Energy	38,188,673,000.00	-	838,428,630.75	2.2%	37,350,244,369.25
023100100100	Ministry of Power and Energy	30,191,873,000.00	-	723,185,943.75	2.4%	29,468,687,056.25
023100200100	Rural Electricity Board	5,661,500,000.00	-	-	0.0%	5,661,500,000.00
023100300100	Alternative Energy Agency	2,335,300,000.00	-	115,242,687.00	4.9%	2,220,057,313.00
023400000000	Ministry of Works & Transport	148,969,000,000.00	25,788,954,492.55	38,746,877,812.12	26.0%	110,222,122,187.88
023400100100	Ministry of Works & Transport	136,259,000,000.00	25,788,954,492.55	38,746,877,812.12	28.4%	97,512,122,187.88
023400400100	Jigawa Roads Maintenance Agency	11,800,000,000.00	-	-	0.0%	11,800,000,000.00
023400900100	Fire Service Directorate	910,000,000.00	-	-	0.0%	910,000,000.00
023800000000	Ministry of Budget and Economic Planning	2,575,000,000.00	57,722,000.00	110,241,000.00	4.3%	2,464,759,000.00
023800100100	Ministry of Budget and Economic Planning	1,525,000,000.00	-	-	0.0%	1,525,000,000.00
023800200100	Jigawa State Bureau of Statistics (JSBS)	450,000,000.00	57,722,000.00	110,241,000.00	24.5%	339,759,000.00
023800400100	Jigawa State Residents Identity Management Agency (JISRIMA)	500,000,000.00	-	-	0.0%	500,000,000.00
023800500100	Jigawa State Social Investment Program Agency (JSSIPA)	100,000,000.00	-	-	0.0%	100,000,000.00
025200000000	Ministry Of Water Resources	11,712,798,000.00	1,176,600,926.48	1,810,299,473.52	15.5%	9,902,498,526.48
025200100100	Ministry of Water Resources	3,484,500,000.00	160,496,527.76	160,496,527.76	4.6%	3,324,003,472.24
025210200100	Jigawa state Water Board	2,169,678,000.00	36,448,879.05	248,112,444.80	11.4%	1,921,565,555.20
025210300100	Rural Water Supply and Sanitation Agency	3,619,200,000.00	443,109,724.32	443,109,724.32	12.2%	3,176,090,275.68
025210400100	Small Town Water Supply Agency	2,439,420,000.00	536,545,795.35	958,580,776.64	39.3%	1,480,839,223.36
026000000000	Ministry Of Land , Housing, Urban & Regional Development	9,385,000,000.00	-	45,561,178.25	0.5%	9,339,438,821.75
026000100100	Ministry of Lands, Housing, Urban & Regional Planning Development	3,561,000,000.00	-	45,561,178.25	1.3%	3,515,438,821.75
026000200100	Jigawa State Housing Authority	4,588,000,000.00	-	-	0.0%	4,588,000,000.00
026000300100	Urban Development Board	930,000,000.00	-	-	0.0%	930,000,000.00
026000400100	Dutse Capital Development Authority (DCDA)	306,000,000.00	-	-	0.0%	306,000,000.00
030000000000	Law & Justice	3,369,750,000.00	-	-	0.0%	3,369,750,000.00
031800000000	Judiciary	2,852,000,000.00	-	-	0.0%	2,852,000,000.00
031800500100	High Court of Justice	1,972,000,000.00	-	-	0.0%	1,972,000,000.00
031800600100	Sharia Court of Appeal	730,000,000.00	-	-	0.0%	730,000,000.00
031801100100	Judicial Service Commission	150,000,000.00	-	-	0.0%	150,000,000.00
032600000000	Ministry of Justice	517,750,000.00	-	-	0.0%	517,750,000.00
032600100100	Ministry of Justice	467,750,000.00	-	-	0.0%	467,750,000.00
032600200100	Justice Sector and Law Reform Commission	50,000,000.00	-	-	0.0%	50,000,000.00
050000000000	Social	186,252,789,000.00	14,803,879,324.63	25,845,779,623.10	13.9%	160,407,009,376.90
051300000000	Ministry of Information, Youth, Sports & Culture	1,770,400,000.00	355,000.00	149,703,558.42	8.5%	1,620,696,441.58
051300100100	Ministry of Information Youths, Sports and Culture	357,000,000.00	-	3,927,000.00	1.1%	353,073,000.00
051300200100	Jigawa State History and Culture Bureau	29,000,000.00	355,000.00	355,000.00	1.2%	28,645,000.00
051300300100	Jigawa State Television (JTV)	239,200,000.00	-	25,000,000.00	10.5%	214,200,000.00
051300400100	Jigawa State Broadcasting Corporation (Radio)	348,200,000.00	-	-	0.0%	348,200,000.00
051300500100	Jigawa State Printing Press	300,000,000.00	-	-	0.0%	300,000,000.00
051300700100	Jigawa State Sports Council	497,000,000.00	-	120,421,558.42	24.2%	376,578,441.58
051400000000	Ministry of Women Affairs	6,847,500,000.00	-	30,170,000.00	0.4%	6,817,330,000.00
051400100100	Ministry of Women Affairs & Social Development	4,787,500,000.00	-	30,170,000.00	0.6%	4,757,330,000.00
051400200100	Jigawa State Rehabilitation Board	2,060,000,000.00	-	-	0.0%	2,060,000,000.00
051700000000	Ministry of Basic Education	43,500,339,000.00	2,655,798,724.21	9,697,957,677.89	22.3%	33,802,381,322.11
051700100100	Ministry of Basic Education	24,678,050,000.00	538,381,077.84	5,301,317,859.28	21.5%	19,376,732,140.72
051700200100	Agency for Mass Education	313,939,000.00	13,600,000.00	13,600,000.00	4.3%	300,339,000.00
051700300100	Nomadic Education Agency	675,950,000.00	-	81,874,790.20	12.1%	594,075,209.80
051700400100	Library Board	38,000,000.00	-	-	0.0%	38,000,000.00
051700500100	State Universal Basic Education Board (SUBEB)	15,964,400,000.00	1,819,406,700.10	4,016,754,082.14	25.2%	11,947,645,917.86
051700600100	Jigawa State Tsangaya Education Board	1,830,000,000.00	284,410,946.27	284,410,946.27	15.5%	1,545,589,053.73

Code	Administrative Unit	2025 Original Budget	2025 Q2 Performance	2025 Performance Year to Date (Q1-Q2)	% Performance Year to Date against 2025 Original Budget	Balance (against Original Budget)
056300000000	Ministry of Higher Education, Science & Technology	69,279,410,000.00	4,959,721,084.62	5,244,642,273.62	7.6%	64,034,767,726.38
056300100100	Ministry of Higher Education, Science & Technology	26,854,000,000.00	1,823,711,708.96	1,823,711,708.96	6.8%	25,030,288,291.04
056300200100	Jigawa State Educational Quality Assurance Agency (JISEQAA)	462,510,000.00	-	-	0.0%	462,510,000.00
056301800100	Jigawa State Polytechnic Dutse	800,600,000.00	-	-	0.0%	800,600,000.00
056301800200	Binyaminu Usman Polytechnic Hadejia	1,694,000,000.00	12,037,353.75	12,037,353.75	0.7%	1,681,962,646.25
056301900100	Jigawa State College of Education	640,600,000.00	-	-	0.0%	640,600,000.00
056302100100	Sule Lamido University Khafin Hausa	12,838,000,000.00	3,008,364,240.66	3,008,364,240.66	23.4%	9,829,635,759.34
056305500100	Science & Technical Education Board	8,313,000,000.00	87,632,781.25	87,632,781.25	1.1%	8,225,367,218.75
056305600100	Jigawa State Scholarship Board	8,000,000,000.00	-	284,921,189.00	3.6%	7,715,078,811.00
056302600100	Dutse Model / Capital School	204,000,000.00	-	-	0.0%	204,000,000.00
056306000100	Jigawa State College of Education and Legal Studies	1,634,700,000.00	-	-	0.0%	1,634,700,000.00
056306100100	Jigawa State Polytechnic for Information and Communication Technology	489,000,000.00	-	-	0.0%	489,000,000.00
056306300100	Islamic Education Bureau	1,024,500,000.00	-	-	0.0%	1,024,500,000.00
056306400100	Bamaina Academy	179,000,000.00	-	-	0.0%	179,000,000.00
056306500100	Jigawa State College of Remedial and Advanced Studies	513,000,000.00	27,975,000.00	27,975,000.00	5.5%	485,025,000.00
056306600100	Jigawa State Information Technology and Digital Economy Agency	1,500,000,000.00	-	-	0.0%	1,500,000,000.00
056306700100	Jigawa State Senior Secondary Education Board (JSSSEB)	3,496,000,000.00	-	-	0.0%	3,496,000,000.00
056306800100	Jigawa State Education Resources Agency (JSERD)	121,500,000.00	-	-	0.0%	121,500,000.00
056306900100	Khadija University Majia	100,000,000.00	-	-	0.0%	100,000,000.00
056307000100	Jigawa State Teachers Training and Education Leadership Agency	415,000,000.00	-	-	0.0%	415,000,000.00
052100000000	Ministry of Health	42,475,410,000.00	852,922,763.23	4,373,942,917.60	10.3%	38,101,467,082.40
052100100100	Ministry of Health	18,977,150,000.00	216,857,024.00	2,208,083,593.51	11.6%	16,769,066,406.49
052101700100	Rasheed Shekoni Specialist Hospital	20,000,000.00	-	-	0.0%	20,000,000.00
052101900100	Office of the Provost College of Nursing Science	1,588,000,000.00	-	-	0.0%	1,588,000,000.00
052102300100	College of Health Science and Technology Jahun	612,000,000.00	-	370,487,062.72	60.5%	241,512,937.28
052102400100	Primary Health Care Development Agency	21,278,260,000.00	636,065,739.23	1,795,372,261.37	8.4%	19,482,887,738.63
053500000000	Ministry of Environment and Climate Change	16,941,730,000.00	6,335,081,752.57	6,335,081,752.57	37.4%	10,606,648,247.43
053500100100	Ministry of Environment and Climate Change	16,555,730,000.00	6,335,081,752.57	6,335,081,752.57	38.3%	10,220,648,247.43
053501600100	Jigawa State Environmental Protection Agency (JISEPA)	386,000,000.00	-	-	0.0%	386,000,000.00
055100000000	Ministry for Local Government and Community Development	5,438,000,000.00	-	14,281,443.00	0.3%	5,423,718,557.00
055100100100	Ministry for Local Government and Community Development	5,438,000,000.00	-	14,281,443.00	0.3%	5,423,718,557.00

Table 8: Other Expenditure by Administrative Classification

Jigawa State Government Budget Performance Report 2025 Q2 - Other Expenditure by Administrative Classification

Code	Administrative Unit	2025 Original Budget	2025 Q2 Performance	2025 Performance Year to Date (Q1-Q2)	% Performance Year to Date against 2025 Original Budget	Balance (against Original Budget)
	Total Other Expenditure	9,690,740,000.00	544,387,416.54	1,310,947,359.62	13.5%	8,379,792,640.38
010000000000	Administrative	1,656,700,000.00	380,591,235.00	693,255,135.00	41.8%	963,444,865.00
011100000000	Government House	1,002,300,000.00	178,485,000.00	392,535,900.00	39.2%	609,764,100.00
011100100100	Government House	1,002,000,000.00	178,485,000.00	392,535,900.00	39.2%	609,464,100.00
011100100200	Deputy Governor's Office	300,000.00	-	-	0.0%	300,000.00
016100000000	Office of the Secretary to the State Government	455,000,000.00	173,142,185.00	229,697,185.00	50.5%	225,302,815.00
016100100100	Office of the SSG Admin & Finance Directorate	455,000,000.00	173,142,185.00	229,697,185.00	50.5%	225,302,815.00
016200000000	Ministry of Special Duties	100,500,000.00	20,000,000.00	20,000,000.00	19.9%	80,500,000.00
016200200100	State Emergency Management Agency	100,500,000.00	20,000,000.00	20,000,000.00	19.9%	80,500,000.00
011200000000	State House of Assembly	42,000,000.00	-	30,780,000.00	73.3%	11,220,000.00
011200300100	State House of Assembly	42,000,000.00	-	30,780,000.00	73.3%	11,220,000.00
012500000000	Office of the Head of State Civil Service	10,100,000.00	517,050.00	862,050.00	8.5%	9,237,950.00
012500100100	Office of the Head of State Civil Service	10,100,000.00	517,050.00	862,050.00	8.5%	9,237,950.00
014000000000	Office of the Auditor General	36,700,000.00	8,447,000.00	19,089,000.00	52.0%	17,611,000.00
014000100100	Office of the State Auditor General	1,700,000.00	80,000.00	130,000.00	7.6%	1,570,000.00
014000200100	Office of the Auditor General Local Government Audit	34,800,000.00	8,367,000.00	18,959,000.00	54.5%	15,841,000.00
014000300100	Audit Service Commission	200,000.00	-	-	0.0%	200,000.00
014900000000	Local Government Service Commission	10,100,000.00	-	291,000.00	2.9%	9,809,000.00
014900100100	Local Government Service Commission	10,100,000.00	-	291,000.00	2.9%	9,809,000.00
020000000000	Economic	8,017,580,000.00	159,870,781.54	613,216,824.62	7.6%	7,404,363,175.38
022000000000	Ministry of Finance	7,993,000,000.00	147,290,281.54	600,336,324.62	7.5%	7,392,663,675.38
022000100100	Ministry of Finance	2,141,000,000.00	-	-	0.0%	2,141,000,000.00
022000700100	Office of the State Accountant General	52,000,000.00	-	13,334,670.00	25.6%	38,665,330.00
022000700200	Treasury Department (Stabilization Fund Provision)	1,000,000,000.00	-	-	0.0%	1,000,000,000.00
022000700300	Debt Management Unit	4,800,000,000.00	147,290,281.54	587,001,654.62	12.2%	4,212,998,345.38
022200000000	Ministry Of Commerce, Industries and Co-operatives	10,000,000.00	-	-	0.0%	10,000,000.00
022200100100	Ministry of Commerce, Industries and Co-operatives	10,000,000.00	-	-	0.0%	10,000,000.00
023400000000	Ministry of Works & Transport	3,000,000.00	1,400,000.00	1,450,000.00	48.3%	1,550,000.00
023400100100	Ministry of Works & Transport	3,000,000.00	1,400,000.00	1,450,000.00	48.3%	1,550,000.00
023800000000	Ministry of Budget and Economic Planning	30,000.00	-	-	0.0%	30,000.00
023800200100	Jigawa State Bureau of Statistics (JSBS)	30,000.00	-	-	0.0%	30,000.00
025200000000	Ministry Of Water Resources	10,900,000.00	11,031,000.00	11,031,000.00	101.2%	- 131,000.00
025200100100	Ministry of Water Resources	700,000.00	430,000.00	430,000.00	61.4%	270,000.00
025210400100	Small Town Water Supply Agency	10,200,000.00	10,601,000.00	10,601,000.00	103.9%	- 401,000.00
026000000000	Ministry Of Land , Housing, Urban & Regional Development	650,000.00	149,500.00	399,500.00	61.5%	250,500.00
026000200100	Jigawa State Housing Authority	250,000.00	-	250,000.00	100.0%	-
026000400100	Dutse Capital Development Authority (DCDA)	400,000.00	149,500.00	149,500.00	37.4%	250,500.00
030000000000	Law & Justice	2,500,000.00	5,000.00	255,000.00	10.2%	2,245,000.00
031800000000	Judiciary	2,500,000.00	5,000.00	255,000.00	10.2%	2,245,000.00
031800500100	High Court of Justice	1,000,000.00	5,000.00	255,000.00	25.5%	745,000.00
031800600100	Sharia Court of Appeal	1,500,000.00	-	-	0.0%	1,500,000.00
050000000000	Social	13,960,000.00	3,920,400.00	4,220,400.00	30.2%	9,739,600.00
051300000000	Ministry of Information, Youth, Sports & Culture	1,000,000.00	-	-	0.0%	1,000,000.00
051300100100	Ministry of Information Youths, Sports and Culture	900,000.00	-	-	0.0%	900,000.00
051300400100	Jigawa State Broadcasting Corporation (Radio)	100,000.00	-	-	0.0%	100,000.00
051400000000	Ministry of Women Affairs	800,000.00	-	300,000.00	37.5%	500,000.00
051400200100	Jigawa State Rehabilitation Board	800,000.00	-	300,000.00	37.5%	500,000.00
051700000000	Ministry of Basic Education	1,000,000.00	-	-	0.0%	1,000,000.00
051700100100	Ministry of Basic Education	1,000,000.00	-	-	0.0%	1,000,000.00

Code	Administrative Unit	2025 Original Budget	2025 Q2 Performance	2025 Performance Year to Date (Q1-Q2)	% Performance Year to Date against 2025 Original Budget	Balance (against Original Budget)
056300000000	Ministry of Higher Education, Science & Technology	9,260,000.00	3,920,400.00	3,920,400.00	42.3%	5,339,600.00
056300100100	Ministry of Higher Education, Science & Technology	2,000,000.00	-	-	0.0%	2,000,000.00
056300200100	Jigawa State Educational Quality Assurance Agency (JISEQAA)	350,000.00	-	-	0.0%	350,000.00
056301900100	Jigawa State College of Education	800,000.00	-	-	0.0%	800,000.00
056302100100	Sule Lamido University Khafin Hausa	4,000,000.00	3,320,000.00	3,320,000.00	83.0%	680,000.00
056306000100	Jigawa State College of Education and Legal Studies	500,000.00	360,400.00	360,400.00	72.1%	139,600.00
056306500100	Jigawa State College of Remedial and Advanced Studies	1,610,000.00	240,000.00	240,000.00	14.9%	1,370,000.00
052100000000	Ministry of Health	700,000.00	-	-	0.0%	700,000.00
052100300100	Babura General Hospital	200,000.00	-	-	0.0%	200,000.00
052101700100	Rasheed Shekoni Specialist Hospital	500,000.00	-	-	0.0%	500,000.00
053500000000	Ministry of Environment and Climate Change	200,000.00	-	-	0.0%	200,000.00
053501600100	Jigawa State Environmental Protection Agency (JISEPA)	200,000.00	-	-	0.0%	200,000.00
055100000000	Ministry for Local Government and Community Development	1,000,000.00	-	-	0.0%	1,000,000.00
055100100100	Ministry for Local Government and Community Development	1,000,000.00	-	-	0.0%	1,000,000.00

2.D Expenditure by Economic Classification

Table 9: Total Expenditure by Economic Classification

Jigawa State Government Budget Performance Report 2025 Q2 - Total Expenditure by Economic Classification

Code	Economic	2025 Original Budget	2025 Q2 Performance	2025 Performance Year to Date (Q1-Q2)	% Performance Year to Date against 2025 Original Budget	Balance (against Original Budget)
	Total Expenditure	698,300,000,000.00	78,944,088,114.37	139,617,042,622.35	20.0%	558,682,957,377.65
2	EXPENDITURES	698,300,000,000.00	78,944,088,114.37	139,617,042,622.35	20.0%	558,682,957,377.65
21	Personnel Cost	90,730,520,000.00	18,470,264,984.42	40,128,523,979.60	44.2%	50,601,996,020.40
2101	SALARY	35,053,739,000.00	7,239,627,152.93	15,524,807,775.88	44.3%	19,528,931,224.12
210101	Salaries and Wages	35,053,739,000.00	7,239,627,152.93	15,524,807,775.88	44.3%	19,528,931,224.12
21010101	Salary	34,850,000,000.00	7,237,524,500.88	15,512,545,016.86	44.5%	19,337,454,983.14
21010102	Overtime Payments	37,408,000.00	1,790,685.05	3,011,607.08	8.1%	34,396,392.92
21010103	Consolidated Revenue Fund Charges - Salaries	161,328,000.00	311,967.00	9,251,151.94	5.7%	152,076,848.06
21010104	Salary Arrears	5,003,000.00	-	-	0.0%	5,003,000.00
2102	ALLOWANCES AND SOCIAL CONTRIBUTION	54,461,813,000.00	10,965,672,056.65	24,206,802,627.46	44.4%	30,255,010,372.54
210201	ALLOWANCES	52,446,228,000.00	10,630,692,890.77	22,892,868,945.57	43.7%	29,553,359,054.43
21020103	Transport Allowance	6,380,321,000.00	1,088,421,564.33	2,328,415,572.17	36.5%	4,051,905,427.83
21020104	Rent Supplement	6,256,347,000.00	1,261,114,447.88	2,787,361,322.65	44.6%	3,468,985,677.35
21020105	Meal Subsidy	2,573,271,000.00	440,779,347.30	906,952,740.85	35.2%	1,666,318,259.15
21020106	Utility Allowance	2,146,438,000.00	502,649,594.94	1,082,547,745.09	50.4%	1,063,890,254.91
21020107	Entertainment	220,837,000.00	25,583,987.27	66,568,479.62	30.1%	154,268,520.38
21020108	Peculiar Allowance	776,900,000.00	425,187,022.65	479,415,908.99	61.7%	297,484,091.01
21020109	Leave Transport Grant	2,124,690,000.00	519,262,699.99	1,067,080,248.14	50.2%	1,057,609,751.86
21020110	Overtime	23,437,000.00	-	9,286,140.45	39.6%	14,150,859.55
21020111	In-lieu of Overtime / Agency Allowance	33,034,000.00	8,719,738.72	18,852,636.54	57.1%	14,181,363.46
21020112	Inducement Allowance	3,673,037,000.00	1,723,627,444.79	3,465,120,037.60	94.3%	207,916,962.40
21020113	Hazard / Hardship Allowance	607,719,000.00	88,117,006.29	204,527,195.08	33.7%	403,191,804.92
21020114	Board Members Allowance	157,968,000.00	1,483,592.55	5,998,303.37	3.8%	151,969,696.63
21020115	Journal Allowance	84,017,000.00	2,527,871.59	4,752,857.51	5.7%	79,264,142.49
21020116	Academic Allowance	36,250,000.00	-	-	0.0%	36,250,000.00
21020117	Domestic Staff Allowance	1,343,590,000.00	272,486,435.07	587,428,530.61	43.7%	756,161,469.39
21020118	Personal Assistant Allowance	103,801,000.00	986,173.57	18,567,997.53	17.9%	85,233,002.47
21020119	Call Duty Allowance	397,263,000.00	30,662,881.66	101,406,788.86	25.5%	295,856,211.14
21020120	Shift Duty Allowance	438,948,000.00	55,503,147.03	141,752,387.91	32.3%	297,195,612.09
21020121	Student / Trainee Allowance	150,000,000.00	-	-	0.0%	150,000,000.00
21020122	Motor Vehicle Maintenance Allowance	260,486,000.00	8,166,957.04	46,398,039.93	17.8%	214,087,960.07
21020123	Constituency Allowance	28,936,000.00	-	2,167,962.00	7.5%	26,768,038.00
21020124	Newspaper Allowance	46,684,000.00	2,157,398.62	22,248,512.50	47.7%	24,435,487.50
21020125	Accommodation Allowance	63,813,000.00	2,393,952.00	11,360,473.26	17.8%	52,452,526.74
21020126	Members Recess Allowance	39,950,000.00	-	19,250,000.00	48.2%	20,700,000.00
21020127	Players Monthly Allowance	65,000,000.00	17,920,000.00	26,880,000.00	41.4%	38,120,000.00
21020128	Rural Posting Allowance	211,935,000.00	27,156,403.85	58,204,929.67	27.5%	153,730,070.33
21020129	Contract Addition Allowance	29,511,000.00	3,431,360.97	8,440,038.10	28.6%	21,070,961.90
21020130	Locum / Visiting Lecturers Allowance	563,766,000.00	365,039,290.41	388,166,922.41	68.9%	175,599,077.59
21020131	Religious Aid Allowance	2,493,000.00	-	296,735.20	11.9%	2,196,264.80
21020132	Hisbah & Council of Ulama Allowance	723,000,000.00	-	2,949,000.00	0.4%	720,051,000.00
21020133	Security Allowance	198,008,000.00	10,258,113.47	21,055,159.22	10.6%	176,952,840.78
21020134	Allowance for Committee Chairmen (House of Assembly)	2,056,000.00	-	-	0.0%	2,056,000.00
21020135	Midwifery Service Scheme Allowance	255,438,000.00	61,685,025.30	122,160,540.30	47.8%	133,277,459.70
21020136	Responsibility Allowance	465,000,000.00	29,943,847.08	60,184,664.27	12.9%	404,815,335.73
21020137	Medical Allowance	4,163,161,000.00	1,319,816,297.06	2,600,949,837.56	62.5%	1,562,211,162.44
21020138	Furniture Allowance	350,466,000.00	21,535,615.55	40,463,508.53	11.5%	310,002,491.47
21020139	Earned Responsibility Allowance	30,847,000.00	18,420,833.81	18,420,833.81	59.7%	12,426,166.19

Code	Economic	2025 Original Budget	2025 Q2 Performance	2025 Performance Year to Date (Q1-Q2)	% Performance Year to Date against 2025 Original Budget	Balance (against Original Budget)
21020140	Outfit/Robe Allowance	129,659,000.00	5,355,866.61	9,493,780.11	7.3%	120,165,219.89
21020142	Judges / Lawyers Consolidated Allowance	145,479,000.00	25,719,993.36	44,500,272.12	30.6%	100,978,727.88
21020143	End Of Tenure benefit	50,207,000.00	1,578,635.17	2,157,270.34	4.3%	48,049,729.66
21020144	Legislative Allowances	39,593,000.00	-	16,737,034.06	42.3%	22,855,965.94
21020145	Weigh-in Allowance	22,055,000.00	4,891,747.56	9,477,108.00	43.0%	12,577,892.00
21020146	Arrears of Allowances	5,751,000.00	-	552,505.50	9.6%	5,198,494.50
21020149	Consolidated Allowance	8,928,440,000.00	1,156,964,694.17	3,643,154,630.88	40.8%	5,285,285,369.12
21020150	NYSO Allowance	600,000,000.00	-	183,157,192.58	30.5%	416,842,807.42
21020151	Research Allowance	34,939,000.00	-	-	0.0%	34,939,000.00
21020152	Baggage Allowance	18,100,000.00	1,850,000.00	1,850,000.00	10.2%	16,250,000.00
21020153	Non Clinical Allowance	182,259,000.00	12,474,842.44	31,454,319.13	17.3%	150,804,680.87
21020154	Project Allowance for Medical Students	8,461,000.00	-	2,077,033.90	24.5%	6,383,966.10
21020155	Specialist Allowance (Medical Consultant)	227,276,000.00	893,988.00	3,114,265.00	1.4%	224,161,735.00
21020156	Professional Teaching Allowance	1,506,191,000.00	677,332,688.73	1,376,220,865.32	91.4%	129,970,134.68
21020157	Sabbatical Allowance	22,878,000.00	-	-	0.0%	22,878,000.00
21020158	Disturbance / Relocation Allowance	13,656,000.00	10,591,037.00	10,591,037.00	77.6%	3,064,963.00
21020159	Monitoring Allowance	385,000.00	192,500.04	192,500.04	50.0%	192,499.96
21020160	J-Power Teachers Allowance	1,734,690,000.00	101,621,797.58	239,763,595.16	13.8%	1,494,926,404.84
21020161	Non Clinical Duty Allowance	3,938,000.00	-	1,335,847.25	33.9%	2,602,152.75
21020162	Lawyers Domestic staff Allowance	312,000.00	-	-	0.0%	312,000.00
21020163	Medical Staff Teaching Allowance	167,000.00	51,880.00	96,390.40	57.7%	70,609.60
21020164	Consequential Increase Allowance	1,277,283,000.00	203,819,267.20	488,675,274.93	38.3%	788,607,725.07
21020165	Examination Supervision Allowance	104,925,000.00	-	-	0.0%	104,925,000.00
21020166	Industrial Supervision Allowance	68,942,000.00	-	-	0.0%	68,942,000.00
21020167	Field Trip Allowance	79,773,000.00	-	-	0.0%	79,773,000.00
21020168	Postgraduate Supervision Allowance	21,941,000.00	50,590,156.56	50,590,156.56	230.6%	- 28,649,156.56
21020169	Postgraduate Studies Allowance	114,719,000.00	-	-	0.0%	114,719,000.00
21020170	Excess Workload Allowance	27,028,000.00	13,025,461.36	13,025,461.36	48.2%	14,002,538.64
21020172	Other Sporting (indigenous Athletes) Allowance	53,320,000.00	-	-	0.0%	53,320,000.00
21020173	Once-in-4-Years Furniture Allowance	1,275,091,000.00	28,700,284.18	33,520,356.18	2.6%	1,241,570,643.82
21020176	Governor's Allowances	410,000,000.00	-	-	0.0%	410,000,000.00
21020175	Personnel Protection Allowance	1,112,000.00	-	-	0.0%	1,112,000.00
21020178	Casual Workers/Ad-hoc Staff Allowances	129,240,000.00	-	5,500,000.00	4.3%	123,740,000.00
21020180	J-Cook Allowances	180,000,000.00	-	-	0.0%	180,000,000.00
210202	Social Contributions	2,015,585,000.00	334,979,165.88	1,313,933,681.89	65.2%	701,651,318.11
21020202	17% Government Contributory Pension	2,000,000,000.00	334,869,165.88	1,313,823,681.89	65.7%	686,176,318.11
21020203	Group Life Insurance	15,065,000.00	-	-	0.0%	15,065,000.00
21020204	Employee Compensation Fund	520,000.00	110,000.00	110,000.00	21.2%	410,000.00
2103	SOCIAL BENEFITS	1,214,968,000.00	264,965,774.85	396,913,576.27	32.7%	818,054,423.73
210301	Social Benefits	1,214,968,000.00	264,965,774.85	396,913,576.27	32.7%	818,054,423.73
21030101	Gratuity	50,000,000.00	-	-	0.0%	50,000,000.00
21030102	Pension	560,000,000.00	260,784,099.85	392,591,901.27	70.1%	167,408,098.73
21030103	Death Benefits	50,000,000.00	-	-	0.0%	50,000,000.00
21030104	Contract Staff Gratuity	60,000,000.00	-	-	0.0%	60,000,000.00
21030105	Severance Gratuity	95,668,000.00	4,011,675.00	4,011,675.00	4.2%	91,656,325.00
21030106	Bereaved Family Allowance	4,000,000.00	170,000.00	310,000.00	7.8%	3,690,000.00
21030108	Social Security Benefits	395,300,000.00	-	-	0.0%	395,300,000.00
22	Other Recurrent Costs	70,171,960,000.00	8,311,944,781.23	16,500,560,819.92	23.5%	53,671,399,180.08
2202	OVERHEAD COST	60,481,220,000.00	7,767,557,364.69	15,189,613,460.30	25.1%	45,291,606,539.70
220201	Transport & Travelling - General	4,967,191,000.00	506,452,675.60	1,260,703,595.00	25.4%	3,706,487,405.00
22020101	Local Travel & Transport - Training	78,700,000.00	3,398,355.37	17,777,690.37	22.6%	60,922,309.63
22020102	Local Travel & Transport - Others	1,413,491,000.00	206,873,366.63	369,731,158.03	26.2%	1,043,759,841.97
22020103	International Travel & Transport - Training	48,000,000.00	-	26,480,000.00	55.2%	21,520,000.00
22020104	International Travel & Transport - Others	3,427,000,000.00	296,180,953.60	846,714,746.60	24.7%	2,580,285,253.40

Code	Economic	2025 Original Budget	2025 Q2 Performance	2025 Performance Year to Date (Q1-Q2)	% Performance Year to Date against 2025 Original Budget	Balance (against Original Budget)
220202	Utilities General	1,527,664,000.00	324,509,139.02	530,998,127.76	34.8%	996,665,872.24
22020201	Electricity Charges	1,156,896,000.00	210,318,398.60	377,074,731.99	32.6%	779,821,268.01
22020202	Telephone Charges	142,046,000.00	58,441,815.63	59,982,515.61	42.2%	82,063,484.39
22020203	Internet Access Charges	86,251,000.00	17,829,874.79	25,306,130.17	29.3%	60,944,869.83
22020204	Satellites Broadcasting Access Charges	78,883,000.00	31,589,720.00	61,301,419.99	77.7%	17,581,580.01
22020205	Water rates & Charges	34,085,000.00	4,291,000.00	4,721,000.00	13.9%	29,364,000.00
22020206	Sewage Charges	3,029,000.00	95,000.00	162,000.00	5.3%	2,867,000.00
22020210	Other Utility Charges	26,474,000.00	1,943,330.00	2,450,330.00	9.3%	24,023,670.00
220203	Materials and Supplies - General	5,056,200,000.00	590,105,661.42	810,676,103.97	16.0%	4,245,523,896.03
22020301	Office Materials and Consumables	842,770,000.00	93,926,861.67	140,620,733.67	16.7%	702,149,266.33
22020302	Books	43,423,000.00	5,620,009.38	6,365,970.63	14.7%	37,057,029.37
22020303	Newspapers	46,734,000.00	6,402,274.48	7,023,124.48	15.0%	39,710,875.52
22020304	Magazines & Periodicals	5,990,000.00	181,500.00	709,499.90	11.8%	5,280,500.10
22020305	Printing of Non-security Documents	456,263,000.00	25,977,486.40	47,164,841.40	10.3%	409,098,158.60
22020306	Printing of Security Documents	18,350,000.00	2,924,071.80	3,521,871.80	19.2%	14,828,128.20
22020307	Drugs, Vaccines & Medical Supplies	1,352,728,000.00	176,740,624.94	249,028,623.94	18.4%	1,103,699,376.06
22020309	Uniforms & Other Clothing	101,105,000.00	7,252,900.00	10,422,899.99	10.3%	90,682,100.01
22020310	Teaching Aids, Laboratory and Instructional Materials	129,277,000.00	14,563,110.00	16,724,910.00	12.9%	112,552,090.00
22020311	Foodstuff / Catering Materials Supplies	73,000,000.00	6,627,950.00	39,700,906.00	54.4%	33,299,094.00
22020312	Production , Publication and Circulation of Annual Financial Statement	41,000,000.00	-	5,910,400.00	14.4%	35,089,600.00
22020313	Production of Reports to Public Account Committee (PAC)	10,000,000.00	-	-	0.0%	10,000,000.00
22020314	Water Treatment Chemicals	283,400,000.00	191,934,564.50	191,934,564.50	67.7%	91,465,435.50
22020315	Examinations / Examination Materials	1,504,624,000.00	35,885,386.25	65,353,334.75	4.3%	1,439,270,665.25
22020316	Election Materials	1,000,000.00	-	-	0.0%	1,000,000.00
22020317	Reagents Chemicals and Cleansing Materials	143,486,000.00	22,068,922.00	26,194,422.91	18.3%	117,291,577.09
22020318	Disaster Relief Materials	2,000,000.00	-	-	0.0%	2,000,000.00
22020319	Artefacts Materials	1,050,000.00	-	-	0.0%	1,050,000.00
220204	Maintenance Services - General	11,567,845,000.00	1,888,124,204.59	2,317,536,324.98	20.0%	9,250,308,675.02
22020401	Maintenance of Motor Vehicles / Transport Equipment	776,991,000.00	78,893,004.06	178,394,321.38	23.0%	598,596,678.62
22020402	Maintenance of Office Furniture	193,487,000.00	18,837,161.02	30,012,870.92	15.5%	163,474,129.08
22020403	Maintenance of Office Building / Residential Quarters	404,521,000.00	89,036,585.44	129,568,985.44	32.0%	274,952,014.56
22020404	Maintenance of Office / IT Equipment	187,879,000.00	15,579,900.75	29,344,935.38	15.6%	158,534,064.62
22020405	Maintenance of Plants / Generators	4,747,423,000.00	1,347,488,935.31	1,370,147,185.30	28.9%	3,377,275,814.70
22020406	Other Maintenance Services	178,226,000.00	26,220,215.00	37,592,382.00	21.1%	140,633,618.00
22020407	Maintenance of Airports	200,000,000.00	61,566,000.00	102,369,000.00	51.2%	97,631,000.00
22020409	Maintenance of Railways	750,000.00	12,900.00	12,900.00	1.7%	737,100.00
22020410	Maintenance of Street Lightings	4,515,900,000.00	148,203,355.00	301,333,900.00	6.7%	4,214,566,100.00
22020411	Maintenance of Communication Equipments	13,410,000.00	950,000.00	1,116,000.00	8.3%	12,294,000.00
22020413	Minor Road Maintenance	14,000,000.00	-	-	0.0%	14,000,000.00
22020415	Maintenance of Water Facilities	30,830,000.00	3,599,700.00	7,603,100.00	24.7%	23,226,900.00
22020416	Maintenance of Parks / Gardens	2,000,000.00	246,000.00	387,200.00	19.4%	1,612,800.00
22020417	Maintenance of Other Infrastructure	700,000.00	-	75,000.00	10.7%	625,000.00
22020418	Maintenance of Educational Equipments	35,225,000.00	5,733,546.68	6,473,894.85	18.4%	28,751,105.15
22020419	Maintenance of Educational Buildings	96,880,000.00	33,393,011.07	59,771,018.45	61.7%	37,108,981.55
22020420	Maintenance of Medical Equipments	18,763,000.00	971,050.00	3,118,750.00	16.6%	15,644,250.00
22020421	Maintenance of Health Institution Buildings	8,773,000.00	155,000.00	355,000.00	4.0%	8,418,000.00
22020422	Maintenance of NYSC Orientation Camp & Sport Center	8,000,000.00	619,460.29	1,490,935.29	18.6%	6,509,064.71
22020424	Maintenance of Guest Houses and Lodges	52,400,000.00	27,973,057.00	27,973,057.00	53.4%	24,426,943.00
22020425	Maintenance of Lab/Workshop Tools and Instrument	51,712,000.00	3,704,850.00	5,366,316.00	10.4%	46,345,684.00
22020426	Maintenance of Higher Institutions departments	16,975,000.00	24,940,472.97	25,029,572.97	147.4%	- 8,054,572.97
22020427	Maintenance of Electricity/Solar Power	13,000,000.00	-	-	0.0%	13,000,000.00

Code	Economic	2025 Original Budget	2025 Q2 Performance	2025 Performance Year to Date (Q1-Q2)	% Performance Year to Date against 2025 Original Budget	Balance (against Original Budget)
220205	Training - General	2,436,741,000.00	62,672,656.82	336,237,097.07	13.8%	2,100,503,902.93
22020501	Local Training	1,805,741,000.00	59,258,246.82	301,523,675.07	16.7%	1,504,217,324.93
22020502	International Training	409,700,000.00	1,297,000.00	12,496,400.00	3.1%	397,203,600.00
22020503	Manpower Planning and Other Staff Development Expenses	189,920,000.00	2,117,410.00	22,217,022.00	11.7%	167,702,978.00
22020504	Public Financial Management Core Group Activities	31,380,000.00	-	-	0.0%	31,380,000.00
220206	Other Services - General	2,527,377,000.00	728,338,347.42	1,016,372,135.91	40.2%	1,511,004,864.09
22020601	Security Services	646,874,000.00	228,348,658.42	281,913,508.42	43.6%	364,960,491.58
22020602	Office/Store Rent	87,050,000.00	12,400,000.00	12,400,000.00	14.2%	74,650,000.00
22020603	Residential Rent	71,485,000.00	2,263,000.00	28,803,000.00	40.3%	42,682,000.00
22020604	Security Vote (Including Operations)	807,000,000.00	414,373,169.00	566,670,670.00	70.2%	240,329,330.00
22020605	Cleaning and Fumigation Services	153,984,000.00	13,911,770.00	15,339,828.00	10.0%	138,644,172.00
22020606	Land Use Charges	24,950,000.00	-	25,400.00	0.1%	24,924,600.00
22020608	Rental of Plants, Equipments & Machinaries	4,100,000.00	2,407,050.00	2,557,050.00	62.4%	1,542,950.00
22020609	Guidance and Counselling Services	92,436,000.00	262,000.00	274,000.00	0.3%	92,162,000.00
22020610	Environmental Services	17,653,000.00	7,109,450.00	9,138,450.00	51.8%	8,514,550.00
22020611	Enumeration and Registration Exercises	3,700,000.00	-	-	0.0%	3,700,000.00
22020612	Recruitment and Employment Activities	74,050,000.00	456,750.00	626,750.00	0.8%	73,423,250.00
22020613	State Court Witnesses	5,000,000.00	1,980,000.00	3,290,000.00	65.8%	1,710,000.00
22020614	Hotels and Temporary Accomodation	6,200,000.00	268,000.00	490,000.00	7.9%	5,710,000.00
22020615	Monitoring/Inspection of Public/private Institutions & Other Activitie	131,500,000.00	2,380,000.00	17,433,657.00	13.3%	114,066,343.00
22020616	Casual Workers Services	383,026,000.00	38,294,500.00	69,404,499.99	18.1%	313,621,500.01
22020617	Postage and Courier Payments & Services	18,369,000.00	3,884,000.00	8,005,322.50	43.6%	10,363,677.50
220207	Consulting and Professional Services	3,124,480,000.00	140,442,916.34	1,378,678,237.93	44.1%	1,745,801,762.07
22020701	Financial Consulting	2,470,700,000.00	4,135,500.00	1,207,351,972.59	48.9%	1,263,348,027.41
22020702	Information Technology Consulting	30,915,000.00	4,171,400.00	6,402,399.00	20.7%	24,512,601.00
22020703	Legal Service	183,650,000.00	22,243,906.25	46,697,406.25	25.4%	136,952,593.75
22020704	Engineering Services	7,520,000.00	455,500.00	805,500.00	10.7%	6,714,500.00
22020705	Architectural Services	10,000,000.00	-	62,000.00	0.6%	9,938,000.00
22020706	Surveying Services	8,600,000.00	-	20,000.00	0.2%	8,580,000.00
22020707	Agricultural Consulting	21,600,000.00	300,000.00	300,000.00	1.4%	21,300,000.00
22020708	Medical Consulting	104,930,000.00	65,751,496.60	65,751,496.60	62.7%	39,178,503.40
22020709	Auditing of Accounts	234,865,000.00	39,585,763.49	46,839,713.49	19.9%	188,025,286.51
22020710	Research and Documentation	17,300,000.00	3,436,100.00	4,084,500.00	23.6%	13,215,500.00
22020711	Supervision and Management Fees	33,900,000.00	363,250.00	363,250.00	1.1%	33,536,750.00
22020712	Dock Brief Service	500,000.00	-	-	0.0%	500,000.00
220208	Fuel and Lubricant - General	2,267,047,000.00	333,825,025.60	928,349,170.04	40.9%	1,338,697,829.96
22020801	Motor Vehicle Fuel Cost	760,695,000.00	162,756,026.43	262,678,774.24	34.5%	498,016,225.76
22020802	Other Transport Equipment Fuel Cost	800,000.00	125,000.00	245,000.00	30.6%	555,000.00
22020803	Plant / Generator Fuel Cost	1,484,532,000.00	169,845,384.17	660,984,780.80	44.5%	823,547,219.20
22020806	Cooking Gas / Fuel Cost	1,360,000.00	124,615.00	144,615.00	10.6%	1,215,385.00
22020807	Lubricants and Other Oils	19,660,000.00	974,000.00	4,296,000.00	21.9%	15,364,000.00
220209	Financial Charges - General	160,747,000.00	27,282,195.91	33,063,849.70	20.6%	127,683,150.30
22020901	Bank Charges (Other than Interest)	29,597,000.00	5,031,863.34	9,962,492.26	33.7%	19,634,507.74
22020902	Insurance Premium	131,050,000.00	22,250,332.57	23,101,357.44	17.6%	107,948,642.56
22020904	Other CRF Bank Charges	100,000.00	-	-	0.0%	100,000.00
220210	Miscellaneous Expenses - General	26,845,928,000.00	3,165,804,541.97	6,576,998,817.94	24.5%	20,268,929,182.06
22021001	Refreshment and Meals	819,958,000.00	139,465,156.84	375,647,156.20	45.8%	444,310,843.80
22021002	Honorarium and Sitting Allowance Payments	1,851,318,000.00	521,470,583.89	1,097,738,654.90	59.3%	753,579,345.10
22021003	Publicity and Advertisements	465,327,000.00	215,672,092.10	344,769,651.73	74.1%	120,557,348.27
22021004	Medical Expenses	182,760,000.00	51,499,450.00	59,260,000.00	32.4%	123,500,000.00
22021005	FAAC Meetings Allowance	80,000,000.00	4,500,000.00	9,300,000.00	11.6%	70,700,000.00
22021007	Welfare Packages	53,450,000.00	-	1,083,000.00	2.0%	52,367,000.00
22021008	Subscription to Professional Bodies / National Council Registration	186,020,000.00	19,400,750.00	27,387,470.00	14.7%	158,632,530.00
22021009	Sporting Activities	233,550,000.00	385,000.00	707,000.00	0.3%	232,843,000.00

Code	Economic	2025 Original Budget	2025 Q2 Performance	2025 Performance Year to Date (Q1-Q2)	% Performance Year to Date against 2025 Original Budget	Balance (against Original Budget)
22021010	Direct Teaching & Laboratory Cost	9,500,000.00	965,000.00	965,000.00	10.2%	8,535,000.00
22021014	Annual Planning/Budget Processes Expenses and Administration	159,000,000.00	9,534,700.00	27,030,200.00	17.0%	131,969,800.00
22021020	Election Logistic Supports	20,000,000.00	-	-	0.0%	20,000,000.00
22021041	Contingency Reserve - Recurrent	4,165,480,000.00	-	-	0.0%	4,165,480,000.00
22021043	Official Presents and Souvenirs	161,403,000.00	7,291,500.00	12,714,900.00	7.9%	148,688,100.00
22021044	Committees and Commissions	3,363,724,000.00	122,036,200.00	532,100,754.00	15.8%	2,831,623,246.00
22021045	Institutional Feeding	7,137,592,000.00	1,211,985,572.63	2,220,358,948.63	31.1%	4,917,233,051.37
22021046	Livestock feeding and Medicament	3,600,000.00	186,700.00	270,200.00	7.5%	3,329,800.00
22021047	Community Engagement, Sensitization & Mobilization Activit	373,795,000.00	2,561,000.00	2,611,000.00	0.7%	371,184,000.00
22021048	Religious Pilgrimage Operations	2,460,400,000.00	-	78,418,650.00	3.2%	2,381,981,350.00
22021049	Special Health Programmes & Initiatives	15,275,000.00	-	-	0.0%	15,275,000.00
22021050	Official Ceremonies and Celebrations	159,412,000.00	2,269,450.00	14,915,450.00	9.4%	144,496,550.00
22021051	Special Education Programmes & Initiatives	200,000.00	-	-	0.0%	200,000.00
22021052	Project Monitoring & Evaluation (M & E) Expenses	639,564,000.00	110,639,554.48	124,388,209.16	19.4%	515,175,790.84
22021053	National Councils Meetings	55,400,000.00	7,804,000.00	9,004,000.00	16.3%	46,396,000.00
22021054	Zonal Office Operational Expenses	400,350,000.00	14,162,000.00	63,560,000.00	15.9%	336,790,000.00
22021055	Student Exchange Programme	25,200,000.00	8,879,000.00	8,879,000.00	35.2%	16,321,000.00
22021056	Quranic Recitation and Other Religious Competitions	128,065,000.00	250,000.00	250,000.00	0.2%	127,815,000.00
22021058	Public Service Reforms & SERVICOM Expenses	1,000,000.00	150,000.00	150,000.00	15.0%	850,000.00
22021059	Council of Ulama, Hisba & Other Religious Groups Activities	230,230,000.00	172,800,000.00	423,940,000.00	184.1%	- 193,710,000.00
22021060	Nutrition Activities	12,500,000.00	1,552,500.00	1,646,300.00	13.2%	10,853,700.00
22021061	Juvenile Court Operational Expenses	8,000,000.00	-	2,000,000.00	25.0%	6,000,000.00
22021063	Accreditation Activities	111,150,000.00	50,106,132.03	50,106,132.03	45.1%	61,043,867.97
22021064	Emergency Preparedness and Response	19,945,000.00	-	11,557,000.00	57.9%	8,388,000.00
22021065	Awards and Prizes of Excellence	18,700,000.00	-	-	0.0%	18,700,000.00
22021066	Operational Expenses of Special Advisers, Assistants & Other Aides	803,550,000.00	145,440,000.00	373,750,000.00	46.5%	429,800,000.00
22021067	SOCU Social Investment Programme Interventions	30,000,000.00	-	-	0.0%	30,000,000.00
22021068	Governing Council Expenses	40,730,000.00	485,000.00	1,075,000.00	2.6%	39,655,000.00
22021069	Project / Programmes Coordination Expenses	300,660,000.00	50,363,000.00	61,606,425.00	20.5%	239,053,575.00
22021071	Protocol Services & Expenses	62,000,000.00	-	1,650,000.00	2.7%	60,350,000.00
22021072	School Clubs Activities	25,150,000.00	-	-	0.0%	25,150,000.00
22021073	Guidance & Counselling Activities	28,400,000.00	100,000.00	435,000.00	1.5%	27,965,000.00
22021074	Primary Healthcare (LGA & Wards) Operations	95,000,000.00	17,250,000.00	30,100,000.00	31.7%	64,900,000.00
22021075	Extra-curricula Activities (Quiz, Debates, etc)	235,800,000.00	20,970,000.00	20,970,000.00	8.9%	214,830,000.00
22021076	Girls Child Health-Education Programme	862,000,000.00	226,104,300.00	423,833,900.00	49.2%	438,166,100.00
22021077	Sexual Assault Referral Centre Expenses	15,170,000.00	-	-	0.0%	15,170,000.00
22021080	Special Services & Other Security Expenses	666,700,000.00	9,722,700.00	134,835,100.00	20.2%	531,864,900.00
22021081	Conferences and Seminars Expenses	26,400,000.00	4,350,200.00	6,950,200.00	26.3%	19,449,800.00
22021082	Secondary School Operational Cost & Other Activities	31,000,000.00	410,000.00	4,262,000.00	13.7%	26,738,000.00
22021083	Distribution of Instructional Materials & Other Activities	15,000,000.00	-	1,705,000.00	11.4%	13,295,000.00
22021084	Performance Delivery Coordination Unit Operational Expenses	56,500,000.00	15,043,000.00	15,067,516.29	26.7%	41,432,483.71
2203	LOANS AND ADVANCES	2,141,000,000.00	-	-	0.0%	2,141,000,000.00
220301	Staff Loans and Advances	2,141,000,000.00	-	-	0.0%	2,141,000,000.00
22030101	Motor Cycle Advances	45,000,000.00	-	-	0.0%	45,000,000.00
22030102	Bicycle Advances	10,000,000.00	-	-	0.0%	10,000,000.00
22030103	Refurbishing Advances	70,000,000.00	-	-	0.0%	70,000,000.00
22030106	Motor Vehicle Advance	1,000,000,000.00	-	-	0.0%	1,000,000,000.00
22030109	Professional Advances Loan	16,000,000.00	-	-	0.0%	16,000,000.00
22030110	Revolving Loan for Teachers (LEAs)	500,000,000.00	-	-	0.0%	500,000,000.00
22030111	Revolving Loan for Top Government Officials	500,000,000.00	-	-	0.0%	500,000,000.00

Code	Economic	2025 Original Budget	2025 Q2 Performance	2025 Performance Year to Date (Q1-Q2)	% Performance Year to Date against 2025 Original Budget	Balance (against Original Budget)
2204	GRANTS AND CONTRIBUTIONS - GENERAL	1,697,740,000.00	397,097,135.00	710,611,035.00	41.9%	987,128,965.00
220401	Local Grants and Contributions	1,682,840,000.00	392,267,135.00	702,386,035.00	41.7%	980,453,965.00
22040103	Grants to Local Governments – Recurrent	405,000.00	-	-	0.0%	405,000.00
22040109	Grants to Communities and NGOs	48,480,000.00	14,606,000.00	15,792,000.00	32.6%	32,688,000.00
22040110	Grant to Academic Institutions	300,000.00	-	-	0.0%	300,000.00
22040112	Grant to Professional Bodies	2,000,000.00	-	80,000.00	4.0%	1,920,000.00
22040113	Assistance and Donations to Individual	1,631,655,000.00	377,661,135.00	686,514,035.00	42.1%	945,140,965.00
220402	FOREIGN GRANTS AND CONTRIBUTIONS	14,900,000.00	4,830,000.00	8,225,000.00	55.2%	6,675,000.00
22040203	Grants and Contribution to International Organizations	14,900,000.00	4,830,000.00	8,225,000.00	55.2%	6,675,000.00
2206	PUBLIC DEBT CHARGES	4,800,000,000.00	147,290,281.54	587,001,654.62	12.2%	4,212,998,345.38
220601	FOREIGN INTEREST / DISCOUNT	300,000,000.00	27,418.50	54,837.00	0.0%	299,945,163.00
22060102	FOREIGN INTEREST /DISCOUNT - LONG TERM BORROWINGS	300,000,000.00	27,418.50	54,837.00	0.0%	299,945,163.00
220602	DOMESTIC INTEREST / DISCOUNT	1,200,000,000.00	237,830.30	6,704,671.53	0.6%	1,193,295,328.47
22060202	DOMESTIC INTEREST /DISCOUNT - LONG TERM BORROWINGS	1,200,000,000.00	237,830.30	6,704,671.53	0.6%	1,193,295,328.47
220603	FOREIGN PRINCIPAL	600,000,000.00	2,154,819.53	222,085,725.01	37.0%	377,914,274.99
22060302	FOREIGN PRINCIPAL - LONG TERM BORROWINGS	600,000,000.00	2,154,819.53	222,085,725.01	37.0%	377,914,274.99
220604	DOMESTIC PRINCIPAL	2,700,000,000.00	144,870,213.21	358,156,421.08	13.3%	2,341,843,578.92
22060402	DOMESTIC PRINCIPAL - LONG TERM BORROWINGS	2,700,000,000.00	144,870,213.21	358,156,421.08	13.3%	2,341,843,578.92
2207	Transfers - Payments	1,052,000,000.00	-	13,334,670.00	1.3%	1,038,665,330.00
220701	Transfer to Fund Recurrent Expenditure - Payments	1,052,000,000.00	-	13,334,670.00	1.3%	1,038,665,330.00
22070103	Payment of Share of State IGR (State Taxes) to Local Governments	52,000,000.00	-	13,334,670.00	25.6%	38,665,330.00
22070105	Stabilization Funds	1,000,000,000.00	-	-	0.0%	1,000,000,000.00
23	Capital Expenditure	537,397,520,000.00	52,161,878,348.72	82,987,957,822.83	15.4%	454,409,562,177.17
2301	FIXED ASSETS PURCHASED	92,503,060,000.00	11,304,881,273.45	17,118,716,213.59	18.5%	75,384,343,786.41
230101	Purchase of Fixed Assets - General	92,503,060,000.00	11,304,881,273.45	17,118,716,213.59	18.5%	75,384,343,786.41
23010101	Purchase/Acquisition Of Land	2,010,200,000.00	-	45,561,178.25	2.3%	1,964,638,821.75
23010102	Purchase of Office Buildings	380,000,000.00	-	-	0.0%	380,000,000.00
23010103	Purchase of Residential Buildings	100,000,000.00	-	-	0.0%	100,000,000.00
23010104	Purchase of Motor Cycles	2,204,500,000.00	-	-	0.0%	2,204,500,000.00
23010105	Purchase Of Motor Vehicles	8,427,690,000.00	364,210,060.17	601,056,124.92	7.1%	7,826,633,875.08
23010106	Purchase Of Vans	70,000,000.00	-	-	0.0%	70,000,000.00
23010108	Purchase Of Buses	466,500,000.00	41,871,250.00	41,871,250.00	9.0%	424,628,750.00
23010109	Purchase Of Sea Boats	30,000,000.00	-	-	0.0%	30,000,000.00
23010112	Purchase Of Office Furniture and Fittings	2,119,200,000.00	214,715,630.38	361,828,907.38	17.1%	1,757,371,092.62
23010113	Purchase Of Computers	862,500,000.00	17,556,000.00	28,086,000.00	3.3%	834,414,000.00
23010114	Purchase Of Computer Printers	74,460,000.00	-	-	0.0%	74,460,000.00
23010115	Purchase Of Photocopying Machines	16,600,000.00	-	-	0.0%	16,600,000.00
23010118	Purchase Of Scanners	2,000,000.00	-	-	0.0%	2,000,000.00
23010119	Purchase Of Power Generating Set	485,050,000.00	-	-	0.0%	485,050,000.00
23010120	Purchase Of canteen / Kitchen Equipment	121,000,000.00	59,900,000.00	59,900,000.00	49.5%	61,100,000.00
23010121	Purchase Of Residential Furniture	615,000,000.00	-	12,550,360.21	2.0%	602,449,639.79
23010122	Purchase Of Health / Medical Equipment	11,606,500,000.00	211,340,444.00	357,222,662.00	3.1%	11,249,277,338.00
23010123	Purchase Of Fire Fighting Equipment	865,200,000.00	-	-	0.0%	865,200,000.00
23010124	Purchase Of Teaching / Learning Aid Equipment	5,466,550,000.00	333,730,629.71	617,683,284.02	11.3%	4,848,866,715.98
23010125	Purchase Of Library Books & Equipment	528,500,000.00	12,983,770.00	12,983,770.00	2.5%	515,516,230.00
23010126	Purchase Of Sporting / Gaming Equipment	246,500,000.00	7,737,694.50	10,131,369.15	4.1%	236,368,630.85
23010127	Purchase Of Agricultural Equipment and Improved Inputs	42,595,000,000.00	8,621,442,252.00	13,068,230,120.60	30.7%	29,526,769,879.40
23010128	Purchase Of Security Equipment	623,800,000.00	-	-	0.0%	623,800,000.00
23010129	Purchase Of Industrial Equipment	10,000,000.00	-	-	0.0%	10,000,000.00
23010131	Purchase Of Air Navigational Equipment	500,000,000.00	-	-	0.0%	500,000,000.00
23010133	Purchases Of Surveying Equipment	271,000,000.00	27,975,000.00	70,095,000.00	25.9%	200,905,000.00

Code	Economic	2025 Original Budget	2025 Q2 Performance	2025 Performance Year to Date (Q1-Q2)	% Performance Year to Date against 2025 Original Budget	Balance (against Original Budget)
23010134	Purchase Of Diving Equipment	50,000,000.00	36,671,129.00	36,671,129.00	73.3%	13,328,871.00
23010137	Purchase Of Ship Spare/Maintenance	2,700,000.00	-	-	0.0%	2,700,000.00
23010140	Purchase of Information / Communication Equipment	1,030,160,000.00	-	7,000,000.00	0.7%	1,023,160,000.00
23010141	Purchase of School Furniture	4,526,800,000.00	529,748,398.14	811,451,898.89	17.9%	3,715,348,101.11
23010142	Purchase of Laboratory Equipment	1,482,000,000.00	-	-	0.0%	1,482,000,000.00
23010143	Purchase of Workshop Tools / Equipment	566,600,000.00	253,186,076.39	253,186,076.39	44.7%	313,413,923.61
23010144	Purchase of Heavy Plants and Equipment	262,500,000.00	-	-	0.0%	262,500,000.00
23010146	Purchase of other ICT equipment	2,039,400,000.00	424,041,289.16	465,308,873.06	22.8%	1,574,091,126.94
23010147	Purchase of Office Equipment	50,000,000.00	-	-	0.0%	50,000,000.00
23010149	Purchase of Electronic Equipment and Fittings	252,650,000.00	-	-	0.0%	252,650,000.00
23010150	Purchase of Livestocks	800,000,000.00	-	-	0.0%	800,000,000.00
23010152	Purchase of Fumigation Equipment	126,000,000.00	-	-	0.0%	126,000,000.00
23010155	Purchase of Water Supply Equipment	616,500,000.00	147,771,650.00	257,898,209.72	41.8%	358,601,790.28
2302	CONSTRUCTION / PROVISION	241,873,464,000.00	31,167,360,379.08	48,491,900,191.37	20.0%	193,381,563,808.63
230201	Construction/Provision of Fixed Assets - General	241,873,464,000.00	31,167,360,379.08	48,491,900,191.37	20.0%	193,381,563,808.63
23020101	Construction/Provision Of Office Buildings	5,505,330,000.00	-	-	0.0%	5,505,330,000.00
23020102	Construction/Provision Of Residential Buildings	10,642,130,000.00	305,904,122.03	511,897,066.29	4.8%	10,130,232,933.71
23020103	Construction/Provision Of Electricity / Solar Power	21,581,953,000.00	76,459,200.27	813,926,587.02	3.8%	20,768,026,412.98
23020105	Construction/Provision Of Water Facilities	6,330,798,000.00	711,561,110.51	784,454,811.70	12.4%	5,546,343,188.30
23020106	Construction/Provision Of Hospitals/Health Centres	10,301,820,000.00	109,172,608.13	2,008,214,214.25	19.5%	8,293,605,785.75
23020107	Construction/Provision Of Public Schools	25,578,753,000.00	3,531,920,151.43	4,479,601,298.78	17.5%	21,099,151,701.22
23020111	Construction / Provision Of Libraries	323,000,000.00	361,148,319.82	361,148,319.82	111.8%	- 38,148,319.82
23020112	Construction / Provision Of Sporting Facilities	225,000,000.00	-	50,000,000.00	22.2%	175,000,000.00
23020113	Construction / Provision Of Agricultural Facilities	1,320,000,000.00	429,225,557.31	494,953,335.43	37.5%	825,046,664.57
23020114	Construction / Provision Of Roads	121,353,000,000.00	25,323,113,904.71	38,147,731,964.28	31.4%	83,205,268,035.72
23020117	Construction / Provision Of Air-Port / Aerodromes	800,000,000.00	113,620,000.00	113,620,000.00	14.2%	686,380,000.00
23020118	Construction / Provision Of Infrastructure	1,362,750,000.00	-	19,691,640.54	1.4%	1,343,058,359.46
23020123	Construction Of Traffic /Street Lights	21,000,000.00	-	-	0.0%	21,000,000.00
23020124	Construction Of Markets/Parks	9,821,000,000.00	75,713,683.03	88,613,683.03	0.9%	9,732,386,316.97
23020127	Construction Of ICT Infrastructures	1,890,000,000.00	56,705,413.00	56,705,413.00	3.0%	1,833,294,587.00
23020130	Construction / Provision of Wall Fence/Boundary Pillars	2,390,500,000.00	72,816,308.84	72,816,308.84	3.0%	2,317,683,691.16
23020131	Construction/Provision Of Religious Structures	3,464,000,000.00	-	72,911,520.17	2.1%	3,391,088,479.83
23020132	Construction/Provision Of Other Institutional Structures	1,552,000,000.00	-	-	0.0%	1,552,000,000.00
23020133	Construction/Provision Of Public Convenience	8,000,000.00	-	-	0.0%	8,000,000.00
23020134	Grazing Reserves Development	350,000,000.00	-	-	0.0%	350,000,000.00
23020139	Construction of Bridges and Culverts	2,000,000,000.00	-	-	0.0%	2,000,000,000.00
23020140	Construction of Drainages, Barrages & other Erosion Control Structures	2,232,430,000.00	-	-	0.0%	2,232,430,000.00
23020141	Development of Health Training Institutions	1,534,000,000.00	-	370,487,062.72	24.2%	1,163,512,937.28
23020142	Construction of Sanitation Facilities	128,000,000.00	-	45,126,965.50	35.3%	82,873,034.50
23020144	Construction of Agricultural Facilities	4,401,000,000.00	-	-	0.0%	4,401,000,000.00
23020145	Construction of Veterinary Clinics	5,030,000,000.00	-	-	0.0%	5,030,000,000.00
23020146	Construction of Lecture Hall/Theatre/Class Rooms	1,153,000,000.00	-	-	0.0%	1,153,000,000.00
23020147	Construction/Provision of Workshops/Laboratories	519,000,000.00	-	-	0.0%	519,000,000.00
23020148	Construction/Provision of Environment Facilities	55,000,000.00	-	-	0.0%	55,000,000.00
2303	REHABILITATION / REPAIRS	77,967,977,000.00	1,293,115,664.52	2,492,137,819.76	3.2%	75,475,839,180.24
230301	Rehabilitation/Repairs of Fixed Assets - General	77,967,977,000.00	1,293,115,664.52	2,492,137,819.76	3.2%	75,475,839,180.24
23030101	Rehabilitation/Repairs Of Residential Buildings	1,964,347,000.00	33,332,655.53	196,606,150.15	10.0%	1,767,740,849.85
23030102	Rehabilitation/Repairs - Electricity	50,000,000.00	-	-	0.0%	50,000,000.00
23030104	Rehabilitation/Repairs - Water Facilities	1,757,500,000.00	255,949,858.50	702,083,219.29	39.9%	1,055,416,780.71
23030105	Rehabilitation/Repairs-Hospitals/Health Centres	6,065,000,000.00	-	-	0.0%	6,065,000,000.00
23030106	Rehabilitation/Repairs - Public Schools	9,934,680,000.00	852,480,883.53	1,327,781,564.36	13.4%	8,606,898,435.64
23030109	Rehabilitation / Repairs - Fire Fighting Stations	12,000,000.00	-	-	0.0%	12,000,000.00
23030110	Rehabilitation / Repairs - Libraries	470,500,000.00	64,722,769.53	64,722,769.53	13.8%	405,777,230.47

Code	Economic	2025 Original Budget	2025 Q2 Performance	2025 Performance Year to Date (Q1-Q2)	% Performance Year to Date against 2025 Original Budget	Balance (against Original Budget)
23030111	Rehabilitation / Repairs - Sporting Facilities	237,000,000.00	-	70,421,558.42	29.7%	166,578,441.58
23030112	Rehabilitation / Repairs - Agricultural Facilities	250,000,000.00	-	-	0.0%	250,000,000.00
23030113	Rehabilitation / Repairs - Roads	23,800,000,000.00	-	-	0.0%	23,800,000,000.00
23030118	Rehabilitation / Repairs - Recreational Facilities	17,000,000.00	-	-	0.0%	17,000,000.00
23030121	Rehabilitation / Repairs Of Office Buildings	3,208,450,000.00	22,988,750.00	43,293,533.65	1.3%	3,165,156,466.35
23030122	Rehabilitation/Repairs of Wall Fence/Boundary Pillars	50,000,000.00	-	-	0.0%	50,000,000.00
23030123	Rehabilitation/Repairs- Traffic /Street Lights	20,005,000,000.00	-	-	0.0%	20,005,000,000.00
23030124	Rehabilitation/Repairs- Markets/Parks	265,500,000.00	-	-	0.0%	265,500,000.00
23030125	Rehabilitation/Repairs- Power Generating Plants	90,000,000.00	-	-	0.0%	90,000,000.00
23030127	Rehabilitation/Repairs- ICT Infrastructures	140,000,000.00	-	-	0.0%	140,000,000.00
23030128	Rehabilitation of Dams	2,245,000,000.00	35,000,000.00	35,000,000.00	1.6%	2,210,000,000.00
23030129	Rehabilitation of Irrigation Facilities	5,537,000,000.00	-	-	0.0%	5,537,000,000.00
23030130	Rehabilitation/Repairs of Other Institutional Buildings	570,000,000.00	-	-	0.0%	570,000,000.00
23030131	Rehabilitation/Repairs of Other Infrastructure	273,000,000.00	26,770,352.43	26,770,352.43	9.8%	246,229,647.57
23030132	Rehabilitation/Repairs of Other Plants & Machineries	180,000,000.00	-	22,012,276.93	12.2%	157,987,723.07
23030133	Rehabilitation/Repairs of Other facilities	14,000,000.00	-	-	0.0%	14,000,000.00
23030134	Rehabilitation/Repairs of Vehicles	90,000,000.00	-	-	0.0%	90,000,000.00
23030135	Rehabilitation/Repairs of veterinary Clinics	450,000,000.00	-	1,576,000.00	0.4%	448,424,000.00
23030136	Rehabilitation/Repairs of Motor Vehicles & Other Utility Vehicles	207,000,000.00	1,870,395.00	1,870,395.00	0.9%	205,129,605.00
23030138	Rehabilitation/Repairs of Workshops/Laboratories	85,000,000.00	-	-	0.0%	85,000,000.00
2304	PRESERVATION OF THE ENVIRONMENT	1,458,000,000.00	72,551,531.25	187,794,218.25	12.9%	1,270,205,781.75
230401	Preservation of the Environment - General	1,458,000,000.00	72,551,531.25	187,794,218.25	12.9%	1,270,205,781.75
23040101	Tree Planting	30,000,000.00	-	-	0.0%	30,000,000.00
23040102	Erosion & Flood Control	670,000,000.00	-	-	0.0%	670,000,000.00
23040105	Water and Environmental Pollution Prevention & Control	12,000,000.00	-	-	0.0%	12,000,000.00
23040106	Nurseries and Seedlings	75,000,000.00	72,551,531.25	72,551,531.25	96.7%	2,448,468.75
23040107	Forests and Shelterbelts	270,000,000.00	-	-	0.0%	270,000,000.00
23040108	Parks and Gardens	201,000,000.00	-	-	0.0%	201,000,000.00
23040109	Alternative Energy Development	200,000,000.00	-	115,242,687.00	57.6%	84,757,313.00
2305	OTHER CAPITAL PROJECTS	123,595,019,000.00	8,323,969,500.42	14,697,409,379.86	11.9%	108,897,609,620.14
230501	Acquisition of Non-Tangible Asset	123,595,019,000.00	8,323,969,500.42	14,697,409,379.86	11.9%	108,897,609,620.14
23050101	Research & Development and Census/Surveys	5,010,000,000.00	21,865,397.75	80,403,197.75	1.6%	4,929,596,802.25
23050102	Computer Software Acquisition	1,403,690,000.00	-	57,429,600.00	4.1%	1,346,260,400.00
23050103	Monitoring And Evaluation	4,541,860,000.00	384,689,780.68	588,685,780.93	13.0%	3,953,174,219.07
23050104	Anniversaries/Celebrations	326,580,000.00	4,275,000.00	4,275,000.00	1.3%	322,305,000.00
23050108	Special Intervention Programmes and Projects	90,812,889,000.00	7,904,489,321.99	13,957,965,801.18	15.4%	76,854,923,198.82
23050137	Capital Project Historical Liabilities	1,000,000,000.00	8,650,000.00	8,650,000.00	0.9%	991,350,000.00
23050138	Recapitalization and Investments	20,500,000,000.00	-	-	0.0%	20,500,000,000.00

2.E Expenditure by Functional Classification

Table 10: Total Expenditure by Functional Classification

Jigawa State Government Budget Performance Report 2025 Q2 - Total Expenditure by Functional Classification

Code	Function	2025 Original Budget	2025 Q2 Performance	2025 Performance Year to Date (Q1-Q2)	% Performance Year to Date against 2025 Original Budget	Balance (against Original Budget)
	Total Expenditure	698,300,000,000.00	78,944,088,114.37	139,617,042,622.35	20.0%	558,682,957,377.65
701	GENERAL PUBLIC SERVICES	86,586,346,000.00	4,611,436,297.55	11,703,539,784.93	13.5%	74,882,806,215.07
7011	EXECUTIVE AND LEGISLATIVE ORGANS, FINANCIAL AND FISCAL AFFAIRS, EXTERNAL A	65,266,354,000.00	2,850,461,000.58	7,586,175,423.08	11.6%	57,680,178,576.92
70111	EXECUTIVE AND LEGISLATIVE ORGANS	29,016,871,000.00	1,892,362,320.82	4,596,597,070.28	15.8%	24,420,273,929.72
70112	FINANCIAL AND FISCAL AFFAIRS	36,249,483,000.00	958,098,679.76	2,989,578,352.80	8.2%	33,259,904,647.20
7013	GENERAL SERVICES	15,399,518,000.00	1,600,270,714.67	3,477,618,160.52	22.6%	11,921,899,839.48
70131	GENERAL PERSONNEL SERVICES	4,987,560,000.00	617,330,125.98	1,652,923,602.23	33.1%	3,334,636,397.77
70132	OVERALL PLANNING AND STATISTICAL SERVICES	5,467,147,000.00	145,434,930.74	245,725,597.83	4.5%	5,221,421,402.17
70133	OTHER GENERAL SERVICES	4,944,811,000.00	837,505,657.95	1,578,968,960.46	31.9%	3,365,842,039.54
7014	BASIC RESEARCH	500,000,000.00	-	-	0.0%	500,000,000.00
70141	BASIC RESEARCH	500,000,000.00	-	-	0.0%	500,000,000.00
7016	GENERAL PUBLIC SERVICES N.E.C.	568,069,000.00	13,414,300.76	39,409,876.71	6.9%	528,659,123.29
70161	GENERAL PUBLIC SERVICES N.E.C.	568,069,000.00	13,414,300.76	39,409,876.71	6.9%	528,659,123.29
7017	PUBLIC DEBT TRANSACTIONS	4,800,000,000.00	147,290,281.54	587,001,654.62	12.2%	4,212,998,345.38
70171	PUBLIC DEBT TRANSACTIONS	4,800,000,000.00	147,290,281.54	587,001,654.62	12.2%	4,212,998,345.38
7018	TRANSFERS OF A GENERAL CHARACTER BETWEEN DIFFERENT LEVELS OF GOVERNMENT	52,405,000.00	-	13,334,670.00	25.4%	39,070,330.00
70181	TRANSFERS OF A GENERAL CHARACTER BETWEEN DIFFERENT LEVELS OF GOVERNMENT	52,405,000.00	-	13,334,670.00	25.4%	39,070,330.00
703	PUBLIC ORDER AND SAFETY	11,201,306,000.00	874,825,404.69	1,498,030,747.68	13.4%	9,703,275,252.32
7032	FIRE PROTECTION SERVICES	1,077,743,000.00	35,007,018.69	63,885,556.05	5.9%	1,013,857,443.95
70321	FIRE PROTECTION SERVICES	1,077,743,000.00	35,007,018.69	63,885,556.05	5.9%	1,013,857,443.95
7033	LAW COURTS	7,068,974,000.00	425,445,217.00	865,974,521.63	12.3%	6,202,999,478.37
70331	LAW COURTS	7,068,974,000.00	425,445,217.00	865,974,521.63	12.3%	6,202,999,478.37
7036	PUBLIC ORDER AND SAFETY N.E.C.	3,054,589,000.00	414,373,169.00	568,170,670.00	18.6%	2,486,418,330.00
70361	PUBLIC ORDER AND SAFETY N.E.C.	3,054,589,000.00	414,373,169.00	568,170,670.00	18.6%	2,486,418,330.00
704	ECONOMIC AFFAIRS	272,601,093,000.00	35,881,964,282.69	54,510,991,271.37	20.0%	218,090,101,728.63
7041	GENERAL ECONOMIC, COMMERCIAL, AND LABOUR AFFAIRS	11,233,390,000.00	249,077,322.87	336,260,672.60	3.0%	10,897,129,327.40
70411	GENERAL ECONOMIC AND COMMERCIAL AFFAIRS	11,233,390,000.00	249,077,322.87	336,260,672.60	3.0%	10,897,129,327.40
7042	AGRICULTURE, FORESTRY, FISHING, AND HUNTING	71,372,316,000.00	9,569,035,228.68	14,391,432,643.04	20.2%	56,980,883,356.96
70421	AGRICULTURE	71,372,316,000.00	9,569,035,228.68	14,391,432,643.04	20.2%	56,980,883,356.96
7043	FUEL AND ENERGY	39,752,915,000.00	148,304,765.00	796,945,660.02	2.0%	38,955,969,339.98
70435	ELECTRICITY	38,359,209,000.00	148,304,765.00	679,627,125.62	1.8%	37,679,581,874.38
70436	NON ELECTRIC ENERGY	1,393,706,000.00	-	117,318,534.40	8.4%	1,276,387,465.60
7044	MINING, MANUFACTURING, AND CONSTRUCTION	172,296,000.00	4,690,150.69	8,711,471.77	5.1%	163,584,528.23
70441	MINING OF MINERAL RESOURCES OTHER THAN MINERAL FUELS	172,296,000.00	4,690,150.69	8,711,471.77	5.1%	163,584,528.23
7045	TRANSPORT	148,675,277,000.00	25,874,185,686.45	38,935,542,694.94	26.2%	109,739,734,305.06
70451	ROAD TRANSPORT	147,175,277,000.00	25,760,565,686.45	38,821,922,694.94	26.4%	108,353,354,305.06
70454	AIR TRANSPORT	1,500,000,000.00	113,620,000.00	113,620,000.00	7.6%	1,386,380,000.00
7046	COMMUNICATION	369,199,000.00	-	3,927,000.00	1.1%	365,272,000.00
70461	COMMUNICATION	369,199,000.00	-	3,927,000.00	1.1%	365,272,000.00
7047	OTHER INDUSTRIES	782,700,000.00	-	-	0.0%	782,700,000.00
70471	DISTRIBUTIVE TRADE, STORAGE AND WAREHOUSING	505,700,000.00	-	-	0.0%	505,700,000.00
70473	TOURISM	277,000,000.00	-	-	0.0%	277,000,000.00
7048	R & D ECONOMIC AFFAIRS	243,000,000.00	36,671,129.00	38,171,129.00	15.7%	204,828,871.00
70485	R & D TRANSPORT	243,000,000.00	36,671,129.00	38,171,129.00	15.7%	204,828,871.00
705	ENVIRONMENTAL PROTECTION	18,170,682,000.00	6,375,202,869.44	6,663,175,412.43	36.7%	11,507,506,587.57
7051	WASTE MANAGEMENT	1,315,519,000.00	-	179,661,856.07	13.7%	1,135,857,143.93
70511	WASTE MANAGEMENT	1,315,519,000.00	-	179,661,856.07	13.7%	1,135,857,143.93
7056	ENVIRONMENTAL PROTECTION N.E.C.	16,855,163,000.00	6,375,202,869.44	6,483,513,556.36	38.5%	10,371,649,443.64
70561	ENVIRONMENTAL PROTECTION N.E.C.	16,855,163,000.00	6,375,202,869.44	6,483,513,556.36	38.5%	10,371,649,443.64

Jigawa State Government Budget Performance Report 2025 Q2 - Total Expenditure by Functional Classification

Code	Function	2025 Original Budget	2025 Q2 Performance	2025 Performance Year to Date (Q1-Q2)	% Performance Year to Date against 2025 Original Budget	Balance (against Original Budget)
706	HOUSING AND COMMUNITY AMMENITIES	37,149,840,000.00	2,964,148,398.28	4,759,925,648.17	12.8%	32,389,914,351.83
7061	HOUSING DEVELOPMENT	8,398,486,000.00	-	86,724,590.60	1.0%	8,311,761,409.40
70611	HOUSING DEVELOPMENT	8,398,486,000.00	-	86,724,590.60	1.0%	8,311,761,409.40
7062	COMMUNITY DEVELOPMENT	10,459,460,000.00	49,805,727.19	304,273,462.50	2.9%	10,155,186,537.50
70621	COMMUNITY DEVELOPMENT	10,459,460,000.00	49,805,727.19	304,273,462.50	2.9%	10,155,186,537.50
7063	WATER SUPPLY	17,379,894,000.00	2,914,342,671.09	3,717,468,995.07	21.4%	13,662,425,004.93
70631	WATER SUPPLY	17,379,894,000.00	2,914,342,671.09	3,717,468,995.07	21.4%	13,662,425,004.93
7064	STREET LIGHTING	912,000,000.00	-	651,458,600.00	71.4%	260,541,400.00
70641	STREET LIGHTING	912,000,000.00	-	651,458,600.00	71.4%	260,541,400.00
707	HEALTH	62,237,333,000.00	3,708,959,172.07	11,391,928,208.54	18.3%	50,845,404,791.46
7072	OUTPATIENT SERVICES	1,824,520,000.00	-	-	0.0%	1,824,520,000.00
70722	SPECIALIZED MEDICAL SERVICES	1,724,520,000.00	-	-	0.0%	1,724,520,000.00
70723	DENTAL SERVICES	100,000,000.00	-	-	0.0%	100,000,000.00
7073	HOSPITAL SERVICES	26,103,721,000.00	1,251,266,933.78	5,178,976,377.05	19.8%	20,924,744,622.95
70731	GENERAL HOSPITAL SERVICES	11,469,597,000.00	1,046,231,099.01	3,003,852,395.80	26.2%	8,465,744,604.20
70732	SPECIALIZED HOSPITAL SERVICES	8,279,624,000.00	25,457,434.77	1,874,947,981.25	22.6%	6,404,676,018.75
70733	MEDICAL AND MATERNITY CENTRE SERVICES	6,354,500,000.00	179,578,400.00	300,176,000.00	4.7%	6,054,324,000.00
7074	PUBLIC HEALTH SERVICES	30,046,982,000.00	2,457,692,238.29	5,298,925,574.85	17.6%	24,748,056,425.15
70741	PUBLIC HEALTH SERVICES	30,046,982,000.00	2,457,692,238.29	5,298,925,574.85	17.6%	24,748,056,425.15
7076	HEALTH N.E.C.	4,262,110,000.00	-	914,026,256.64	21.4%	3,348,083,743.36
70761	HEALTH N.E.C.	4,262,110,000.00	-	914,026,256.64	21.4%	3,348,083,743.36
708	RECREATION, CULTURE AND RELIGION	8,943,817,000.00	379,668,963.77	1,028,467,144.28	11.5%	7,915,349,855.72
7081	RECREATIONAL AND SPORTING SERVICES	914,326,000.00	41,700,119.81	195,837,217.90	21.4%	718,488,782.10
70811	RECREATIONAL AND SPORTING SERVICES	914,326,000.00	41,700,119.81	195,837,217.90	21.4%	718,488,782.10
7082	CULTURAL SERVICES	82,000,000.00	8,914,648.45	16,465,285.72	20.1%	65,534,714.28
70821	CULTURAL SERVICES	82,000,000.00	8,914,648.45	16,465,285.72	20.1%	65,534,714.28
7083	BROADCASTING AND PUBLISHING SERVICES	1,953,877,000.00	153,413,482.24	291,807,700.16	14.9%	1,662,069,299.84
70831	BROADCASTING AND PUBLISHING SERVICES	1,953,877,000.00	153,413,482.24	291,807,700.16	14.9%	1,662,069,299.84
7084	RELIGIOUS AND OTHER COMMUNITY SERVICES	5,993,614,000.00	175,640,713.27	524,356,940.50	8.7%	5,469,257,059.50
70841	RELIGIOUS AND OTHER COMMUNITY SERVICES	5,993,614,000.00	175,640,713.27	524,356,940.50	8.7%	5,469,257,059.50
709	EDUCATION	180,918,669,000.00	23,513,792,545.57	46,202,600,985.87	25.5%	134,716,068,014.13
7091	PRE-PRIMARY AND PRIMARY EDUCATION	68,192,550,000.00	11,534,902,532.17	28,021,807,065.31	41.1%	40,170,742,934.69
70911	PRE-PRIMARY EDUCATION	18,000,000.00	-	-	0.0%	18,000,000.00
70912	PRIMARY EDUCATION	68,174,550,000.00	11,534,902,532.17	28,021,807,065.31	41.1%	40,152,742,934.69
7092	SECONDARY EDUCATION	16,710,247,000.00	937,294,755.95	1,557,264,696.33	9.3%	15,152,982,303.67
70921	LOWER SECONDARY EDUCATION	150,000,000.00	-	-	0.0%	150,000,000.00
70922	UPPER-SECONDARY EDUCATION	16,560,247,000.00	937,294,755.95	1,557,264,696.33	9.4%	15,002,982,303.67
7093	POSTSECONDARY NONTERTIARY EDUCATION	513,000,000.00	27,975,000.00	27,975,000.00	5.5%	485,025,000.00
70931	POST-SECONDARY NON-TERTIARY EDUCATION	513,000,000.00	27,975,000.00	27,975,000.00	5.5%	485,025,000.00
7094	TERTIARY EDUCATION	35,357,815,000.00	5,692,376,980.83	7,783,825,026.88	22.0%	27,573,989,973.12
70941	FIRST STAGE OF TERTIARY EDUCATION	15,553,562,000.00	689,107,390.56	2,200,919,062.70	14.2%	13,352,642,937.30
70942	SECOND STAGE OF TERTIARY EDUCATION	19,804,253,000.00	5,003,269,590.27	5,582,905,964.18	28.2%	14,221,347,035.82
7095	EDUCATION NOT DEFINABLE BY LEVEL	6,058,401,000.00	710,434,686.25	1,147,439,088.53	18.9%	4,910,961,911.47
70951	EDUCATION NOT DEFINABLE BY LEVEL	6,058,401,000.00	710,434,686.25	1,147,439,088.53	18.9%	4,910,961,911.47
7096	SUBSIDIARY SERVICES TO EDUCATION	8,763,010,000.00	-	284,921,189.00	3.3%	8,478,088,811.00
70961	SUBSIDIARY SERVICES TO EDUCATION	8,763,010,000.00	-	284,921,189.00	3.3%	8,478,088,811.00
7097	R & D EDUCATION	132,000,000.00	16,515,053.57	33,380,638.82	25.3%	98,619,361.18
70971	R & D EDUCATION	132,000,000.00	16,515,053.57	33,380,638.82	25.3%	98,619,361.18
7098	EDUCATION N.E.C.	45,191,646,000.00	4,594,293,536.80	7,345,988,281.00	16.3%	37,845,657,719.00
70981	EDUCATION N.E.C	45,191,646,000.00	4,594,293,536.80	7,345,988,281.00	16.3%	37,845,657,719.00
710	SOCIAL PROTECTION	20,490,914,000.00	634,090,180.32	1,858,383,419.09	9.1%	18,632,530,580.91
7101	SICKNESS AND DISABILITY	30,000,000.00	-	-	0.0%	30,000,000.00
71012	DISABILITY	30,000,000.00	-	-	0.0%	30,000,000.00

Jigawa State Government Budget Performance Report 2025 Q2 - Total Expenditure by Functional Classification

Code	Function	2025 Original Budget	2025 Q2 Performance	2025 Performance Year to Date (Q1-Q2)	% Performance Year to Date against 2025 Original Budget	Balance (against Original Budget)
7102	OLD AGE	2,975,668,000.00	599,664,940.73	1,710,427,258.16	57.5%	1,265,240,741.84
71021	OLD AGE	2,975,668,000.00	599,664,940.73	1,710,427,258.16	57.5%	1,265,240,741.84
7103	SURVIVORS	69,065,000.00	170,000.00	310,000.00	0.4%	68,755,000.00
71031	SURVIVORS	69,065,000.00	170,000.00	310,000.00	0.4%	68,755,000.00
7104	FAMILY AND CHILDREN	158,660,000.00	-	16,825,039.21	10.6%	141,834,960.79
71041	FAMILY AND CHILDREN	158,660,000.00	-	16,825,039.21	10.6%	141,834,960.79
7105	UNEMPLOYMENT	9,619,560,000.00	-	32,372,905.14	0.3%	9,587,187,094.86
71051	UNEMPLOYMENT	9,619,560,000.00	-	32,372,905.14	0.3%	9,587,187,094.86
7107	SOCIAL EXCLUSION N.E.C	10,000,000.00	-	-	0.0%	10,000,000.00
71071	SOCIAL EXCLUSION N.E.C.	10,000,000.00	-	-	0.0%	10,000,000.00
7108	R & D SOCIAL PROTECTION	200,000,000.00	-	-	0.0%	200,000,000.00
71081	R & D SOCIAL PROTECTION	200,000,000.00	-	-	0.0%	200,000,000.00
7109	SOCIAL PROTECTION N.E.C.	7,427,961,000.00	34,255,239.59	98,448,216.58	1.3%	7,329,512,783.42
71091	SOCIAL PROTECTION N.E.C.	7,427,961,000.00	34,255,239.59	98,448,216.58	1.3%	7,329,512,783.42

Table 11: Personnel Expenditure by Functional Classification

Jigawa State Government Budget Performance Report 2025 Q2 - Personnel Expenditure by Functional Classification

Code	Function	2025 Original Budget	2025 Q2 Performance	2025 Performance Year to Date (Q1-Q2)	% Performance Year to Date against 2025 Original Budget	Balance (against Original Budget)
	Total Personnel Expenditure	90,730,520,000.00	18,470,264,984.42	40,128,523,979.60	44.2%	50,601,996,020.40
701	GENERAL PUBLIC SERVICES	6,174,342,000.00	606,378,762.97	1,661,734,500.80	26.9%	4,512,607,499.20
7011	EXECUTIVE AND LEGISLATIVE ORGANS, FINANCIAL AND FISCAL AFFAIRS, EXTERNAL A	1,533,124,000.00	209,108,474.95	483,270,535.46	31.5%	1,049,853,464.54
70111	EXECUTIVE AND LEGISLATIVE ORGANS	650,166,000.00	20,019,767.29	120,562,459.63	18.5%	529,603,540.37
70112	FINANCIAL AND FISCAL AFFAIRS	882,958,000.00	189,088,707.66	362,708,075.83	41.1%	520,249,924.17
7013	GENERAL SERVICES	4,241,849,000.00	383,855,987.26	1,143,721,588.63	27.0%	3,098,127,411.37
70131	GENERAL PERSONNEL SERVICES	2,160,833,000.00	321,660,612.57	780,093,823.82	36.1%	1,380,739,176.18
70132	OVERALL PLANNING AND STATISTICAL SERVICES	168,177,000.00	18,280,033.37	38,846,011.87	23.1%	129,330,988.13
70133	OTHER GENERAL SERVICES	1,912,839,000.00	43,915,341.32	324,781,752.94	17.0%	1,588,057,247.06
7016	GENERAL PUBLIC SERVICES N.E.C.	399,369,000.00	13,414,300.76	34,742,376.71	8.7%	364,626,623.29
70161	GENERAL PUBLIC SERVICES N.E.C.	399,369,000.00	13,414,300.76	34,742,376.71	8.7%	364,626,623.29
703	PUBLIC ORDER AND SAFETY	3,263,528,000.00	373,870,585.32	781,555,680.45	23.9%	2,481,972,319.55
7032	FIRE PROTECTION SERVICES	165,743,000.00	32,646,718.16	61,525,255.52	37.1%	104,217,744.48
70321	FIRE PROTECTION SERVICES	165,743,000.00	32,646,718.16	61,525,255.52	37.1%	104,217,744.48
7033	LAW COURTS	2,372,224,000.00	341,223,867.16	720,030,424.93	30.4%	1,652,193,575.07
70331	LAW COURTS	2,372,224,000.00	341,223,867.16	720,030,424.93	30.4%	1,652,193,575.07
7036	PUBLIC ORDER AND SAFETY N.E.C.	725,561,000.00	-	-	0.0%	725,561,000.00
70361	PUBLIC ORDER AND SAFETY N.E.C.	725,561,000.00	-	-	0.0%	725,561,000.00
704	ECONOMIC AFFAIRS	2,790,686,000.00	322,000,706.64	713,098,389.31	25.6%	2,077,587,610.69
7041	GENERAL ECONOMIC, COMMERCIAL, AND LABOUR AFFAIRS	166,520,000.00	30,622,940.97	63,630,743.66	38.2%	102,889,256.34
70411	GENERAL ECONOMIC AND COMMERCIALAFFAIRS	166,520,000.00	30,622,940.97	63,630,743.66	38.2%	102,889,256.34
7042	AGRICULTURE, FORESTRY, FISHING, AND HUNTING	2,130,852,000.00	233,662,239.12	514,455,014.83	24.1%	1,616,396,985.17
70421	AGRICULTURE	2,130,852,000.00	233,662,239.12	514,455,014.83	24.1%	1,616,396,985.17
7043	FUEL AND ENERGY	203,242,000.00	-	11,545,554.27	5.7%	191,696,445.73
70435	ELECTRICITY	187,536,000.00	-	10,049,706.87	5.4%	177,486,293.13
70436	NON ELECTRIC ENERGY	15,706,000.00	-	1,495,847.40	9.5%	14,210,152.60
7044	MINING, MANUFACTURING, AND CONSTRUCTION	36,596,000.00	-	4,021,321.08	11.0%	32,574,678.92
70441	MINING OF MINERAL RESOURCES OTHER THAN MINERAL FUELS	36,596,000.00	-	4,021,321.08	11.0%	32,574,678.92
7045	TRANSPORT	241,277,000.00	57,715,526.55	119,445,755.47	49.5%	121,831,244.53
70451	ROAD TRANSPORT	241,277,000.00	57,715,526.55	119,445,755.47	49.5%	121,831,244.53
7046	COMMUNICATION	12,199,000.00	-	-	0.0%	12,199,000.00
70461	COMMUNICATION	12,199,000.00	-	-	0.0%	12,199,000.00
705	ENVIRONMENTAL PROTECTION	1,170,752,000.00	38,759,385.87	318,657,262.86	27.2%	852,094,737.14
7051	WASTE MANAGEMENT	893,519,000.00	-	172,948,972.07	19.4%	720,570,027.93
70511	WASTE MANAGEMENT	893,519,000.00	-	172,948,972.07	19.4%	720,570,027.93
7056	ENVIRONMENTAL PROTECTION N.E.C.	277,233,000.00	38,759,385.87	145,708,290.79	52.6%	131,524,709.21
70561	ENVIRONMENTAL PROTECTION N.E.C.	277,233,000.00	38,759,385.87	145,708,290.79	52.6%	131,524,709.21
706	HOUSING AND COMMUNITY AMMENITIES	1,371,002,000.00	211,166,405.23	486,131,291.34	35.5%	884,870,708.66
7061	HOUSING DEVELOPMENT	191,486,000.00	-	32,722,696.06	17.1%	158,763,303.94
70611	HOUSING DEVELOPMENT	191,486,000.00	-	32,722,696.06	17.1%	158,763,303.94
7062	COMMUNITY DEVELOPMENT	403,420,000.00	42,485,401.98	126,391,155.94	31.3%	277,028,844.06
70621	COMMUNITY DEVELOPMENT	403,420,000.00	42,485,401.98	126,391,155.94	31.3%	277,028,844.06
7063	WATER SUPPLY	776,096,000.00	168,681,003.25	327,017,439.34	42.1%	449,078,560.66
70631	WATER SUPPLY	776,096,000.00	168,681,003.25	327,017,439.34	42.1%	449,078,560.66
707	HEALTH	19,240,762,000.00	2,606,517,374.57	6,930,958,723.58	36.0%	12,309,803,276.42
7073	HOSPITAL SERVICES	7,913,920,000.00	863,133,984.65	2,737,576,232.35	34.6%	5,176,343,767.65
70731	GENERAL HOSPITAL SERVICES	6,940,296,000.00	840,017,299.88	2,260,835,927.96	32.6%	4,679,460,072.04
70732	SPECIALIZED HOSPITAL SERVICES	973,624,000.00	23,116,684.77	476,740,304.39	49.0%	496,883,695.61
7074	PUBLIC HEALTH SERVICES	7,423,332,000.00	1,743,383,389.92	3,357,757,913.59	45.2%	4,065,574,086.41
70741	PUBLIC HEALTH SERVICES	7,423,332,000.00	1,743,383,389.92	3,357,757,913.59	45.2%	4,065,574,086.41
7076	HEALTH N.E.C.	3,903,510,000.00	-	835,624,577.64	21.4%	3,067,885,422.36
70761	HEALTH N.E.C.	3,903,510,000.00	-	835,624,577.64	21.4%	3,067,885,422.36
708	RECREATION, CULTURE AND RELIGION	758,977,000.00	143,868,279.85	282,754,759.89	37.3%	476,222,240.11
7081	RECREATIONAL AND SPORTING SERVICES	210,026,000.00	40,303,098.13	72,678,774.04	34.6%	137,347,225.96
70811	RECREATIONAL AND SPORTING SERVICES	210,026,000.00	40,303,098.13	72,678,774.04	34.6%	137,347,225.96

Jigawa State Government Budget Performance Report 2025 Q2 - Personnel Expenditure by Functional Classification

Code	Function	2025 Original Budget	2025 Q2 Performance	2025 Performance Year to Date (Q1-Q2)	% Performance Year to Date against 2025 Original Budget	Balance (against Original Budget)
7082	CULTURAL SERVICES	33,000,000.00	7,329,648.45	14,880,285.72	45.1%	18,119,714.28
70821	CULTURAL SERVICES	33,000,000.00	7,329,648.45	14,880,285.72	45.1%	18,119,714.28
7083	BROADCASTING AND PUBLISHING SERVICES	443,537,000.00	93,394,820.00	175,485,772.71	39.6%	268,051,227.29
70831	BROADCASTING AND PUBLISHING SERVICES	443,537,000.00	93,394,820.00	175,485,772.71	39.6%	268,051,227.29
7084	RELIGIOUS AND OTHER COMMUNITY SERVICES	72,414,000.00	2,840,713.27	19,709,927.42	27.2%	52,704,072.58
70841	RELIGIOUS AND OTHER COMMUNITY SERVICES	72,414,000.00	2,840,713.27	19,709,927.42	27.2%	52,704,072.58
709	EDUCATION	52,372,677,000.00	13,565,302,214.43	27,174,071,032.28	51.9%	25,198,605,967.72
7091	PRE-PRIMARY AND PRIMARY EDUCATION	27,024,000,000.00	9,100,959,570.69	18,478,352,323.29	68.4%	8,545,647,676.71
70912	PRIMARY EDUCATION	27,024,000,000.00	9,100,959,570.69	18,478,352,323.29	68.4%	8,545,647,676.71
7092	SECONDARY EDUCATION	1,336,756,000.00	337,585,063.07	685,856,570.45	51.3%	650,899,429.55
70922	UPPER-SECONDARY EDUCATION	1,336,756,000.00	337,585,063.07	685,856,570.45	51.3%	650,899,429.55
7094	TERTIARY EDUCATION	10,591,990,000.00	1,933,064,766.28	3,545,588,364.15	33.5%	7,046,401,635.85
70941	FIRST STAGE OF TERTIARY EDUCATION	5,420,077,000.00	450,943,274.06	1,501,949,642.38	27.7%	3,918,127,357.62
70942	SECOND STAGE OF TERTIARY EDUCATION	5,171,913,000.00	1,482,121,492.22	2,043,638,721.77	39.5%	3,128,274,278.23
7095	EDUCATION NOT DEFINABLE BY LEVEL	1,992,462,000.00	412,423,739.98	848,206,614.31	42.6%	1,144,255,385.69
70951	EDUCATION NOT DEFINABLE BY LEVEL	1,992,462,000.00	412,423,739.98	848,206,614.31	42.6%	1,144,255,385.69
7097	R & D EDUCATION	89,000,000.00	15,956,837.32	32,822,422.57	36.9%	56,177,577.43
70971	R & D EDUCATION	89,000,000.00	15,956,837.32	32,822,422.57	36.9%	56,177,577.43
7098	EDUCATION N.E.C.	11,338,469,000.00	1,765,312,237.09	3,583,244,737.51	31.6%	7,755,224,262.49
70981	EDUCATION N.E.C	11,338,469,000.00	1,765,312,237.09	3,583,244,737.51	31.6%	7,755,224,262.49
710	SOCIAL PROTECTION	3,587,794,000.00	602,401,269.55	1,779,562,339.10	49.6%	1,808,231,660.90
7102	OLD AGE	2,765,668,000.00	599,664,940.73	1,710,427,258.16	61.8%	1,055,240,741.84
71021	OLD AGE	2,765,668,000.00	599,664,940.73	1,710,427,258.16	61.8%	1,055,240,741.84
7103	SURVIVORS	69,065,000.00	170,000.00	310,000.00	0.4%	68,755,000.00
71031	SURVIVORS	69,065,000.00	170,000.00	310,000.00	0.4%	68,755,000.00
7104	FAMILY AND CHILDREN	80,000,000.00	-	7,853,944.10	9.8%	72,146,055.90
71041	FAMILY AND CHILDREN	80,000,000.00	-	7,853,944.10	9.8%	72,146,055.90
7105	UNEMPLOYMENT	146,220,000.00	-	32,372,905.14	22.1%	113,847,094.86
71051	UNEMPLOYMENT	146,220,000.00	-	32,372,905.14	22.1%	113,847,094.86
7109	SOCIAL PROTECTION N.E.C.	526,841,000.00	2,566,328.82	28,598,231.70	5.4%	498,242,768.30
71091	SOCIAL PROTECTION N.E.C.	526,841,000.00	2,566,328.82	28,598,231.70	5.4%	498,242,768.30

Table 12: Overhead Expenditure by Functional Classification

Jigawa State Government Budget Performance Report 2025 Q2 - Overhead Expenditure by Functional Classification

Code	Function	2025 Original Budget	2025 Q2 Performance	2025 Performance Year to Date (Q1-Q2)	% Performance Year to Date against 2025 Original Budget	Balance (against Original Budget)
	Total Overhead Expenditure	60,481,220,000.00	7,767,557,364.69	15,189,613,460.30	25.1%	45,291,606,539.70
701	GENERAL PUBLIC SERVICES	26,881,419,000.00	2,663,571,572.37	7,196,862,125.53	26.8%	19,684,556,874.47
7011	EXECUTIVE AND LEGISLATIVE ORGANS, FINANCIAL AND FISCAL AFFAIRS, EXTERNAL A	16,500,480,000.00	1,678,538,079.96	5,199,389,288.64	31.5%	11,301,090,711.36
70111	EXECUTIVE AND LEGISLATIVE ORGANS	8,709,555,000.00	983,088,934.03	2,691,631,064.84	30.9%	6,017,923,935.16
70112	FINANCIAL AND FISCAL AFFAIRS	7,790,925,000.00	695,449,145.93	2,507,758,223.80	32.2%	5,283,166,776.20
7013	GENERAL SERVICES	10,212,239,000.00	985,033,492.41	1,992,805,336.89	19.5%	8,219,433,663.11
70131	GENERAL PERSONNEL SERVICES	2,786,327,000.00	295,152,463.41	871,676,728.41	31.3%	1,914,650,271.59
70132	OVERALL PLANNING AND STATISTICAL SERVICES	4,848,940,000.00	69,432,897.37	96,638,585.96	2.0%	4,752,301,414.04
70133	OTHER GENERAL SERVICES	2,576,972,000.00	620,448,131.63	1,024,490,022.52	39.8%	1,552,481,977.48
7016	GENERAL PUBLIC SERVICES N.E.C.	168,700,000.00	-	4,667,500.00	2.8%	164,032,500.00
70161	GENERAL PUBLIC SERVICES N.E.C.	168,700,000.00	-	4,667,500.00	2.8%	164,032,500.00
703	PUBLIC ORDER AND SAFETY	1,767,528,000.00	500,949,819.37	714,720,067.23	40.4%	1,052,807,932.77
7032	FIRE PROTECTION SERVICES	10,000,000.00	2,360,300.53	2,360,300.53	23.6%	7,639,699.47
70321	FIRE PROTECTION SERVICES	10,000,000.00	2,360,300.53	2,360,300.53	23.6%	7,639,699.47
7033	LAW COURTS	1,324,500,000.00	84,216,349.84	145,689,096.70	11.0%	1,178,810,903.30
70331	LAW COURTS	1,324,500,000.00	84,216,349.84	145,689,096.70	11.0%	1,178,810,903.30
7036	PUBLIC ORDER AND SAFETY N.E.C.	433,028,000.00	414,373,169.00	566,670,670.00	130.9%	- 133,642,670.00
70361	PUBLIC ORDER AND SAFETY N.E.C.	433,028,000.00	414,373,169.00	566,670,670.00	130.9%	- 133,642,670.00
704	ECONOMIC AFFAIRS	3,324,214,000.00	222,924,924.11	742,663,633.08	22.3%	2,581,550,366.92
7041	GENERAL ECONOMIC, COMMERCIAL, AND LABOUR AFFAIRS	52,150,000.00	2,940,912.60	7,800,859.64	15.0%	44,349,140.36
70411	GENERAL ECONOMIC AND COMMERCIAL AFFAIRS	52,150,000.00	2,940,912.60	7,800,859.64	15.0%	44,349,140.36
7042	AGRICULTURE, FORESTRY, FISHING, AND HUNTING	603,464,000.00	8,502,299.47	30,102,291.40	5.0%	573,361,708.60
70421	AGRICULTURE	603,464,000.00	8,502,299.47	30,102,291.40	5.0%	573,361,708.60
7043	FUEL AND ENERGY	2,333,000,000.00	148,304,765.00	598,430,075.00	25.7%	1,734,569,925.00
70435	ELECTRICITY	2,330,000,000.00	148,304,765.00	597,850,075.00	25.7%	1,732,149,925.00
70436	NON ELECTRIC ENERGY	3,000,000.00	-	580,000.00	19.3%	2,420,000.00
7044	MINING, MANUFACTURING, AND CONSTRUCTION	13,600,000.00	390,150.69	390,150.69	2.9%	13,209,849.31
70441	MINING OF MINERAL RESOURCES OTHER THAN MINERAL FUELS	13,600,000.00	390,150.69	390,150.69	2.9%	13,209,849.31
7045	TRANSPORT	322,000,000.00	62,786,796.35	105,940,256.35	32.9%	216,059,743.65
70451	ROAD TRANSPORT	322,000,000.00	62,786,796.35	105,940,256.35	32.9%	216,059,743.65
705	ENVIRONMENTAL PROTECTION	58,000,000.00	1,361,731.00	9,436,397.00	16.3%	48,563,603.00
7051	WASTE MANAGEMENT	35,800,000.00	-	6,712,884.00	18.8%	29,087,116.00
70511	WASTE MANAGEMENT	35,800,000.00	-	6,712,884.00	18.8%	29,087,116.00
7056	ENVIRONMENTAL PROTECTION N.E.C.	22,200,000.00	1,361,731.00	2,723,513.00	12.3%	19,476,487.00
70561	ENVIRONMENTAL PROTECTION N.E.C.	22,200,000.00	1,361,731.00	2,723,513.00	12.3%	19,476,487.00
706	HOUSING AND COMMUNITY AMMENITIES	8,459,490,000.00	1,565,200,566.57	1,740,763,162.06	20.6%	6,718,726,837.94
7061	HOUSING DEVELOPMENT	57,750,000.00	-	8,190,716.29	14.2%	49,559,283.71
70611	HOUSING DEVELOPMENT	57,750,000.00	-	8,190,716.29	14.2%	49,559,283.71
7062	COMMUNITY DEVELOPMENT	3,521,640,000.00	7,170,825.21	163,451,363.56	4.6%	3,358,188,636.44
70621	COMMUNITY DEVELOPMENT	3,521,640,000.00	7,170,825.21	163,451,363.56	4.6%	3,358,188,636.44
7063	WATER SUPPLY	4,880,100,000.00	1,558,029,741.36	1,569,121,082.21	32.2%	3,310,978,917.79
70631	WATER SUPPLY	4,880,100,000.00	1,558,029,741.36	1,569,121,082.21	32.2%	3,310,978,917.79
707	HEALTH	2,600,461,000.00	237,364,034.27	445,358,630.08	17.1%	2,155,102,369.92
7073	HOSPITAL SERVICES	2,087,301,000.00	208,554,549.13	317,820,636.44	15.2%	1,769,480,363.56
70731	GENERAL HOSPITAL SERVICES	1,856,801,000.00	206,213,799.13	313,079,136.44	16.9%	1,543,721,863.56
70732	SPECIALIZED HOSPITAL SERVICES	230,500,000.00	2,340,750.00	4,741,500.00	2.1%	225,758,500.00
7074	PUBLIC HEALTH SERVICES	154,560,000.00	28,809,485.14	49,136,314.64	31.8%	105,423,685.36
70741	PUBLIC HEALTH SERVICES	154,560,000.00	28,809,485.14	49,136,314.64	31.8%	105,423,685.36
7076	HEALTH N.E.C.	358,600,000.00	-	78,401,679.00	21.9%	280,198,321.00
70761	HEALTH N.E.C.	358,600,000.00	-	78,401,679.00	21.9%	280,198,321.00
708	RECREATION, CULTURE AND RELIGION	3,426,440,000.00	235,445,683.92	599,935,825.97	17.5%	2,826,504,174.03
7081	RECREATIONAL AND SPORTING SERVICES	207,300,000.00	1,397,021.68	2,736,885.44	1.3%	204,563,114.56
70811	RECREATIONAL AND SPORTING SERVICES	207,300,000.00	1,397,021.68	2,736,885.44	1.3%	204,563,114.56
7082	CULTURAL SERVICES	20,000,000.00	1,230,000.00	1,230,000.00	6.2%	18,770,000.00
70821	CULTURAL SERVICES	20,000,000.00	1,230,000.00	1,230,000.00	6.2%	18,770,000.00

Jigawa State Government Budget Performance Report 2025 Q2 - Overhead Expenditure by Functional Classification

Code	Function	2025 Original Budget	2025 Q2 Performance	2025 Performance Year to Date (Q1-Q2)	% Performance Year to Date against 2025 Original Budget	Balance (against Original Budget)
7083	BROADCASTING AND PUBLISHING SERVICES	621,940,000.00	60,018,662.24	91,321,927.45	14.7%	530,618,072.55
70831	BROADCASTING AND PUBLISHING SERVICES	621,940,000.00	60,018,662.24	91,321,927.45	14.7%	530,618,072.55
7084	RELIGIOUS AND OTHER COMMUNITY SERVICES	2,577,200,000.00	172,800,000.00	504,647,013.08	19.6%	2,072,552,986.92
70841	RELIGIOUS AND OTHER COMMUNITY SERVICES	2,577,200,000.00	172,800,000.00	504,647,013.08	19.6%	2,072,552,986.92
709	EDUCATION	13,738,388,000.00	2,329,050,122.31	3,711,522,539.36	27.0%	10,026,865,460.64
7091	PRE-PRIMARY AND PRIMARY EDUCATION	1,400,200,000.00	81,315,183.54	148,668,010.40	10.6%	1,251,531,989.60
70912	PRIMARY EDUCATION	1,400,200,000.00	81,315,183.54	148,668,010.40	10.6%	1,251,531,989.60
7092	SECONDARY EDUCATION	2,185,991,000.00	512,076,911.63	783,775,344.63	35.9%	1,402,215,655.37
70922	UPPER-SECONDARY EDUCATION	2,185,991,000.00	512,076,911.63	783,775,344.63	35.9%	1,402,215,655.37
7094	TERTIARY EDUCATION	4,362,420,000.00	734,990,220.14	843,427,605.60	19.3%	3,518,992,394.40
70941	FIRST STAGE OF TERTIARY EDUCATION	2,672,080,000.00	225,526,362.75	315,844,603.85	11.8%	2,356,235,396.15
70942	SECOND STAGE OF TERTIARY EDUCATION	1,690,340,000.00	509,463,857.39	527,583,001.75	31.2%	1,162,756,998.25
7095	EDUCATION NOT DEFINABLE BY LEVEL	7,000,000.00	-	1,221,527.95	17.5%	5,778,472.05
70951	EDUCATION NOT DEFINABLE BY LEVEL	7,000,000.00	-	1,221,527.95	17.5%	5,778,472.05
7097	R & D EDUCATION	5,000,000.00	558,216.25	558,216.25	11.2%	4,441,783.75
70971	R & D EDUCATION	5,000,000.00	558,216.25	558,216.25	11.2%	4,441,783.75
7098	EDUCATION N.E.C.	5,777,777,000.00	1,000,109,590.75	1,933,871,834.53	33.5%	3,843,905,165.47
70981	EDUCATION N.E.C	5,777,777,000.00	1,000,109,590.75	1,933,871,834.53	33.5%	3,843,905,165.47
710	SOCIAL PROTECTION	225,280,000.00	11,688,910.77	28,351,079.99	12.6%	196,928,920.01
7104	FAMILY AND CHILDREN	36,660,000.00	-	8,971,095.11	24.5%	27,688,904.89
71041	FAMILY AND CHILDREN	36,660,000.00	-	8,971,095.11	24.5%	27,688,904.89
7105	UNEMPLOYMENT	44,300,000.00	-	-	0.0%	44,300,000.00
71051	UNEMPLOYMENT	44,300,000.00	-	-	0.0%	44,300,000.00
7107	SOCIAL EXCLUSION N.E.C	10,000,000.00	-	-	0.0%	10,000,000.00
71071	SOCIAL EXCLUSION N.E.C.	10,000,000.00	-	-	0.0%	10,000,000.00
7109	SOCIAL PROTECTION N.E.C.	134,320,000.00	11,688,910.77	19,379,984.88	14.4%	114,940,015.12
71091	SOCIAL PROTECTION N.E.C.	134,320,000.00	11,688,910.77	19,379,984.88	14.4%	114,940,015.12

Table 13: Capital Expenditure by Functional Classification

Jigawa State Government Budget Performance Report 2025 Q2 - Capital Expenditure by Functional Classification

Code	Function	2025 Original Budget	2025 Q2 Performance	2025 Performance Year to Date (Q1-Q2)	% Performance Year to Date against 2025 Original Budget	Balance (against Original Budget)
	Total Capital Expenditure	537,397,520,000.00	52,161,878,348.72	82,987,957,822.83	15.4%	454,409,562,177.17
701	GENERAL PUBLIC SERVICES	43,980,950,000.00	833,604,445.67	1,571,351,698.98	3.6%	42,409,598,301.02
7011	EXECUTIVE AND LEGISLATIVE ORGANS, FINANCIAL AND FISCAL AFFAIRS, EXTERNAL A	43,010,950,000.00	775,882,445.67	1,461,110,698.98	3.4%	41,549,839,301.02
70111	EXECUTIVE AND LEGISLATIVE ORGANS	18,612,850,000.00	710,768,619.50	1,361,087,645.81	7.3%	17,251,762,354.19
70112	FINANCIAL AND FISCAL AFFAIRS	24,398,100,000.00	65,113,826.17	100,023,053.17	0.4%	24,298,076,946.83
7013	GENERAL SERVICES	470,000,000.00	57,722,000.00	110,241,000.00	23.5%	359,759,000.00
70131	GENERAL PERSONNEL SERVICES	20,000,000.00	-	-	0.0%	20,000,000.00
70132	OVERALL PLANNING AND STATISTICAL SERVICES	450,000,000.00	57,722,000.00	110,241,000.00	24.5%	339,759,000.00
7014	BASIC RESEARCH	500,000,000.00	-	-	0.0%	500,000,000.00
70141	BASIC RESEARCH	500,000,000.00	-	-	0.0%	500,000,000.00
703	PUBLIC ORDER AND SAFETY	6,167,750,000.00	-	1,500,000.00	0.0%	6,166,250,000.00
7032	FIRE PROTECTION SERVICES	902,000,000.00	-	-	0.0%	902,000,000.00
70321	FIRE PROTECTION SERVICES	902,000,000.00	-	-	0.0%	902,000,000.00
7033	LAW COURTS	3,369,750,000.00	-	-	0.0%	3,369,750,000.00
70331	LAW COURTS	3,369,750,000.00	-	-	0.0%	3,369,750,000.00
7036	PUBLIC ORDER AND SAFETY N.E.C.	1,896,000,000.00	-	1,500,000.00	0.1%	1,894,500,000.00
70361	PUBLIC ORDER AND SAFETY N.E.C.	1,896,000,000.00	-	1,500,000.00	0.1%	1,894,500,000.00
704	ECONOMIC AFFAIRS	266,473,193,000.00	35,335,638,651.94	53,053,779,248.98	19.9%	213,419,413,751.02
7041	GENERAL ECONOMIC, COMMERCIAL, AND LABOUR AFFAIRS	11,004,720,000.00	215,513,469.30	264,829,069.30	2.4%	10,739,890,930.70
70411	GENERAL ECONOMIC AND COMMERCIALAFFAIRS	11,004,720,000.00	215,513,469.30	264,829,069.30	2.4%	10,739,890,930.70
7042	AGRICULTURE, FORESTRY, FISHING, AND HUNTING	68,638,000,000.00	9,326,870,690.09	13,846,875,336.81	20.2%	54,791,124,663.19
70421	AGRICULTURE	68,638,000,000.00	9,326,870,690.09	13,846,875,336.81	20.2%	54,791,124,663.19
7043	FUEL AND ENERGY	37,216,673,000.00	-	186,970,030.75	0.5%	37,029,702,969.25
70435	ELECTRICITY	35,841,673,000.00	-	71,727,343.75	0.2%	35,769,945,656.25
70436	NON ELECTRIC ENERGY	1,375,000,000.00	-	115,242,687.00	8.4%	1,259,757,313.00
7044	MINING, MANUFACTURING, AND CONSTRUCTION	122,100,000.00	4,300,000.00	4,300,000.00	3.5%	117,800,000.00
70441	MINING OF MINERAL RESOURCES OTHER THAN MINERAL FUELS	122,100,000.00	4,300,000.00	4,300,000.00	3.5%	117,800,000.00
7045	TRANSPORT	148,109,000,000.00	25,752,283,363.55	38,708,706,683.12	26.1%	109,400,293,316.88
70451	ROAD TRANSPORT	146,609,000,000.00	25,638,663,363.55	38,595,086,683.12	26.3%	108,013,913,316.88
70454	AIR TRANSPORT	1,500,000,000.00	113,620,000.00	113,620,000.00	7.6%	1,386,380,000.00
7046	COMMUNICATION	357,000,000.00	-	3,927,000.00	1.1%	353,073,000.00
70461	COMMUNICATION	357,000,000.00	-	3,927,000.00	1.1%	353,073,000.00
7047	OTHER INDUSTRIES	782,700,000.00	-	-	0.0%	782,700,000.00
70471	DISTRIBUTIVE TRADE, STORAGE AND WAREHOUSING	505,700,000.00	-	-	0.0%	505,700,000.00
70473	TOURISM	277,000,000.00	-	-	0.0%	277,000,000.00
7048	R & D ECONOMIC AFFAIRS	243,000,000.00	36,671,129.00	38,171,129.00	15.7%	204,828,871.00
70485	R & D TRANSPORT	243,000,000.00	36,671,129.00	38,171,129.00	15.7%	204,828,871.00
705	ENVIRONMENTAL PROTECTION	16,941,730,000.00	6,335,081,752.57	6,335,081,752.57	37.4%	10,606,648,247.43
7051	WASTE MANAGEMENT	386,000,000.00	-	-	0.0%	386,000,000.00
70511	WASTE MANAGEMENT	386,000,000.00	-	-	0.0%	386,000,000.00
7056	ENVIRONMENTAL PROTECTION N.E.C.	16,555,730,000.00	6,335,081,752.57	6,335,081,752.57	38.3%	10,220,648,247.43
70561	ENVIRONMENTAL PROTECTION N.E.C.	16,555,730,000.00	6,335,081,752.57	6,335,081,752.57	38.3%	10,220,648,247.43
706	HOUSING AND COMMUNITY AMMENITIES	27,306,798,000.00	1,176,600,926.48	2,521,600,694.77	9.2%	24,785,197,305.23
7061	HOUSING DEVELOPMENT	8,149,000,000.00	-	45,561,178.25	0.6%	8,103,438,821.75
70611	HOUSING DEVELOPMENT	8,149,000,000.00	-	45,561,178.25	0.6%	8,103,438,821.75
7062	COMMUNITY DEVELOPMENT	6,533,000,000.00	-	14,281,443.00	0.2%	6,518,718,557.00
70621	COMMUNITY DEVELOPMENT	6,533,000,000.00	-	14,281,443.00	0.2%	6,518,718,557.00
7063	WATER SUPPLY	11,712,798,000.00	1,176,600,926.48	1,810,299,473.52	15.5%	9,902,498,526.48
70631	WATER SUPPLY	11,712,798,000.00	1,176,600,926.48	1,810,299,473.52	15.5%	9,902,498,526.48
7064	STREET LIGHTING	912,000,000.00	-	651,458,600.00	71.4%	260,541,400.00
70641	STREET LIGHTING	912,000,000.00	-	651,458,600.00	71.4%	260,541,400.00
707	HEALTH	40,395,410,000.00	865,077,763.23	4,015,610,854.88	9.9%	36,379,799,145.12
7072	OUTPATIENT SERVICES	1,824,520,000.00	-	-	0.0%	1,824,520,000.00
70722	SPECIALIZED MEDICAL SERVICES	1,724,520,000.00	-	-	0.0%	1,724,520,000.00
70723	DENTAL SERVICES	100,000,000.00	-	-	0.0%	100,000,000.00

Jigawa State Government Budget Performance Report 2025 Q2 - Capital Expenditure by Functional Classification

Code	Function	2025 Original Budget	2025 Q2 Performance	2025 Performance Year to Date (Q1-Q2)	% Performance Year to Date against 2025 Original Budget	Balance (against Original Budget)
7073	HOSPITAL SERVICES	16,101,800,000.00	179,578,400.00	2,123,579,508.26	13.2%	13,978,220,491.74
70731	GENERAL HOSPITAL SERVICES	2,672,300,000.00	-	429,937,331.40	16.1%	2,242,362,668.60
70732	SPECIALIZED HOSPITAL SERVICES	7,075,000,000.00	-	1,393,466,176.86	19.7%	5,681,533,823.14
70733	MEDICAL AND MATERNITY CENTRE SERVICES	6,354,500,000.00	179,578,400.00	300,176,000.00	4.7%	6,054,324,000.00
7074	PUBLIC HEALTH SERVICES	22,469,090,000.00	685,499,363.23	1,892,031,346.62	8.4%	20,577,058,653.38
70741	PUBLIC HEALTH SERVICES	22,469,090,000.00	685,499,363.23	1,892,031,346.62	8.4%	20,577,058,653.38
708	RECREATION, CULTURE AND RELIGION	4,757,400,000.00	355,000.00	145,776,558.42	3.1%	4,611,623,441.58
7081	RECREATIONAL AND SPORTING SERVICES	497,000,000.00	-	120,421,558.42	24.2%	376,578,441.58
70811	RECREATIONAL AND SPORTING SERVICES	497,000,000.00	-	120,421,558.42	24.2%	376,578,441.58
7082	CULTURAL SERVICES	29,000,000.00	355,000.00	355,000.00	1.2%	28,645,000.00
70821	CULTURAL SERVICES	29,000,000.00	355,000.00	355,000.00	1.2%	28,645,000.00
7083	BROADCASTING AND PUBLISHING SERVICES	887,400,000.00	-	25,000,000.00	2.8%	862,400,000.00
70831	BROADCASTING AND PUBLISHING SERVICES	887,400,000.00	-	25,000,000.00	2.8%	862,400,000.00
7084	RELIGIOUS AND OTHER COMMUNITY SERVICES	3,344,000,000.00	-	-	0.0%	3,344,000,000.00
70841	RELIGIOUS AND OTHER COMMUNITY SERVICES	3,344,000,000.00	-	-	0.0%	3,344,000,000.00
709	EDUCATION	114,797,749,000.00	7,615,519,808.83	15,313,087,014.23	13.3%	99,484,661,985.77
7091	PRE-PRIMARY AND PRIMARY EDUCATION	39,768,350,000.00	2,352,627,777.94	9,394,786,731.62	23.6%	30,373,563,268.38
70911	PRE-PRIMARY EDUCATION	18,000,000.00	-	-	0.0%	18,000,000.00
70912	PRIMARY EDUCATION	39,750,350,000.00	2,352,627,777.94	9,394,786,731.62	23.6%	30,355,563,268.38
7092	SECONDARY EDUCATION	13,187,500,000.00	87,632,781.25	87,632,781.25	0.7%	13,099,867,218.75
70921	LOWER SECONDARY EDUCATION	150,000,000.00	-	-	0.0%	150,000,000.00
70922	UPPER-SECONDARY EDUCATION	13,037,500,000.00	87,632,781.25	87,632,781.25	0.7%	12,949,867,218.75
7093	POSTSECONDARY NON-TERTIARY EDUCATION	513,000,000.00	27,975,000.00	27,975,000.00	5.5%	485,025,000.00
70931	POST-SECONDARY NON-TERTIARY EDUCATION	513,000,000.00	27,975,000.00	27,975,000.00	5.5%	485,025,000.00
7094	TERTIARY EDUCATION	20,396,900,000.00	3,020,401,594.41	3,390,888,657.13	16.6%	17,006,011,342.87
70941	FIRST STAGE OF TERTIARY EDUCATION	7,458,900,000.00	12,037,353.75	382,524,416.47	5.1%	7,076,375,583.53
70942	SECOND STAGE OF TERTIARY EDUCATION	12,938,000,000.00	3,008,364,240.66	3,008,364,240.66	23.3%	9,929,635,759.34
7095	EDUCATION NOT DEFINABLE BY LEVEL	4,058,939,000.00	298,010,946.27	298,010,946.27	7.3%	3,760,928,053.73
70951	EDUCATION NOT DEFINABLE BY LEVEL	4,058,939,000.00	298,010,946.27	298,010,946.27	7.3%	3,760,928,053.73
7096	SUBSIDIARY SERVICES TO EDUCATION	8,763,010,000.00	-	284,921,189.00	3.3%	8,478,088,811.00
70961	SUBSIDIARY SERVICES TO EDUCATION	8,763,010,000.00	-	284,921,189.00	3.3%	8,478,088,811.00
7097	R & D EDUCATION	38,000,000.00	-	-	0.0%	38,000,000.00
70971	R & D EDUCATION	38,000,000.00	-	-	0.0%	38,000,000.00
7098	EDUCATION N.E.C.	28,072,050,000.00	1,828,871,708.96	1,828,871,708.96	6.5%	26,243,178,291.04
70981	EDUCATION N.E.C	28,072,050,000.00	1,828,871,708.96	1,828,871,708.96	6.5%	26,243,178,291.04
710	SOCIAL PROTECTION	16,576,540,000.00	-	30,170,000.00	0.2%	16,546,370,000.00
7101	SICKNESS AND DISABILITY	30,000,000.00	-	-	0.0%	30,000,000.00
71012	DISABILITY	30,000,000.00	-	-	0.0%	30,000,000.00
7102	OLD AGE	210,000,000.00	-	-	0.0%	210,000,000.00
71021	OLD AGE	210,000,000.00	-	-	0.0%	210,000,000.00
7104	FAMILY AND CHILDREN	42,000,000.00	-	-	0.0%	42,000,000.00
71041	FAMILY AND CHILDREN	42,000,000.00	-	-	0.0%	42,000,000.00
7105	UNEMPLOYMENT	9,429,040,000.00	-	-	0.0%	9,429,040,000.00
71051	UNEMPLOYMENT	9,429,040,000.00	-	-	0.0%	9,429,040,000.00
7108	R & D SOCIAL PROTECTION	200,000,000.00	-	-	0.0%	200,000,000.00
71081	R & D SOCIAL PROTECTION	200,000,000.00	-	-	0.0%	200,000,000.00
7109	SOCIAL PROTECTION N.E.C.	6,665,500,000.00	-	30,170,000.00	0.5%	6,635,330,000.00
71091	SOCIAL PROTECTION N.E.C.	6,665,500,000.00	-	30,170,000.00	0.5%	6,635,330,000.00

Table 14: Other Expenditure by Functional Classification

Jigawa State Government Budget Performance Report 2025 Q2 - Other Expenditure by Functional Classification

Code	Function	2025 Original Budget	2025 Q2 Performance	2025 Performance Year to Date (Q1-Q2)	% Performance Year to Date against 2025 Original Budget	Balance (against Original Budget)
	Total Other Expenditure	9,690,740,000.00	544,387,416.54	1,310,947,359.62	13.5%	8,379,792,640.38
701	GENERAL PUBLIC SERVICES	9,549,635,000.00	507,881,516.54	1,273,591,459.62	13.3%	8,276,043,540.38
7011	EXECUTIVE AND LEGISLATIVE ORGANS, FINANCIAL AND FISCAL AFFAIRS, EXTERNAL A	4,221,800,000.00	186,932,000.00	442,404,900.00	10.5%	3,779,395,100.00
70111	EXECUTIVE AND LEGISLATIVE ORGANS	1,044,300,000.00	178,485,000.00	423,315,900.00	40.5%	620,984,100.00
70112	FINANCIAL AND FISCAL AFFAIRS	3,177,500,000.00	8,447,000.00	19,089,000.00	0.6%	3,158,411,000.00
7013	GENERAL SERVICES	475,430,000.00	173,659,235.00	230,850,235.00	48.6%	244,579,765.00
70131	GENERAL PERSONNEL SERVICES	20,400,000.00	517,050.00	1,153,050.00	5.7%	19,246,950.00
70132	OVERALL PLANNING AND STATISTICAL SERVICES	30,000.00	-	-	0.0%	30,000.00
70133	OTHER GENERAL SERVICES	455,000,000.00	173,142,185.00	229,697,185.00	50.5%	225,302,815.00
7017	PUBLIC DEBT TRANSACTIONS	4,800,000,000.00	147,290,281.54	587,001,654.62	12.2%	4,212,998,345.38
70171	PUBLIC DEBT TRANSACTIONS	4,800,000,000.00	147,290,281.54	587,001,654.62	12.2%	4,212,998,345.38
7018	TRANSFERS OF A GENERAL CHARACTER BETWEEN DIFFERENT LEVELS OF GOVERNMENT	52,405,000.00	-	13,334,670.00	25.4%	39,070,330.00
70181	TRANSFERS OF A GENERAL CHARACTER BETWEEN DIFFERENT LEVELS OF GOVERNMENT	52,405,000.00	-	13,334,670.00	25.4%	39,070,330.00
703	PUBLIC ORDER AND SAFETY	2,500,000.00	5,000.00	255,000.00	10.2%	2,245,000.00
7033	LAW COURTS	2,500,000.00	5,000.00	255,000.00	10.2%	2,245,000.00
70331	LAW COURTS	2,500,000.00	5,000.00	255,000.00	10.2%	2,245,000.00
704	ECONOMIC AFFAIRS	13,000,000.00	1,400,000.00	1,450,000.00	11.2%	11,550,000.00
7041	GENERAL ECONOMIC, COMMERCIAL, AND LABOUR AFFAIRS	10,000,000.00	-	-	0.0%	10,000,000.00
70411	GENERAL ECONOMIC AND COMMERCIAL AFFAIRS	10,000,000.00	-	-	0.0%	10,000,000.00
7045	TRANSPORT	3,000,000.00	1,400,000.00	1,450,000.00	48.3%	1,550,000.00
70451	ROAD TRANSPORT	3,000,000.00	1,400,000.00	1,450,000.00	48.3%	1,550,000.00
705	ENVIRONMENTAL PROTECTION	200,000.00	-	-	0.0%	200,000.00
7051	WASTE MANAGEMENT	200,000.00	-	-	0.0%	200,000.00
70511	WASTE MANAGEMENT	200,000.00	-	-	0.0%	200,000.00
706	HOUSING AND COMMUNITY AMMENITIES	12,550,000.00	11,180,500.00	11,430,500.00	91.1%	1,119,500.00
7061	HOUSING DEVELOPMENT	250,000.00	-	250,000.00	100.0%	-
70611	HOUSING DEVELOPMENT	250,000.00	-	250,000.00	100.0%	-
7062	COMMUNITY DEVELOPMENT	1,400,000.00	149,500.00	149,500.00	10.7%	1,250,500.00
70621	COMMUNITY DEVELOPMENT	1,400,000.00	149,500.00	149,500.00	10.7%	1,250,500.00
7063	WATER SUPPLY	10,900,000.00	11,031,000.00	11,031,000.00	101.2%	- 131,000.00
70631	WATER SUPPLY	10,900,000.00	11,031,000.00	11,031,000.00	101.2%	- 131,000.00
707	HEALTH	700,000.00	-	-	0.0%	700,000.00
7073	HOSPITAL SERVICES	700,000.00	-	-	0.0%	700,000.00
70731	GENERAL HOSPITAL SERVICES	200,000.00	-	-	0.0%	200,000.00
70732	SPECIALIZED HOSPITAL SERVICES	500,000.00	-	-	0.0%	500,000.00
708	RECREATION, CULTURE AND RELIGION	1,000,000.00	-	-	0.0%	1,000,000.00
7083	BROADCASTING AND PUBLISHING SERVICES	1,000,000.00	-	-	0.0%	1,000,000.00
70831	BROADCASTING AND PUBLISHING SERVICES	1,000,000.00	-	-	0.0%	1,000,000.00
709	EDUCATION	9,855,000.00	3,920,400.00	3,920,400.00	39.8%	5,934,600.00
7094	TERTIARY EDUCATION	6,505,000.00	3,920,400.00	3,920,400.00	60.3%	2,584,600.00
70941	FIRST STAGE OF TERTIARY EDUCATION	2,505,000.00	600,400.00	600,400.00	24.0%	1,904,600.00
70942	SECOND STAGE OF TERTIARY EDUCATION	4,000,000.00	3,320,000.00	3,320,000.00	83.0%	680,000.00
7098	EDUCATION N.E.C.	3,350,000.00	-	-	0.0%	3,350,000.00
70981	EDUCATION N.E.C	3,350,000.00	-	-	0.0%	3,350,000.00
710	SOCIAL PROTECTION	101,300,000.00	20,000,000.00	20,300,000.00	20.0%	81,000,000.00
7109	SOCIAL PROTECTION N.E.C.	101,300,000.00	20,000,000.00	20,300,000.00	20.0%	81,000,000.00
71091	SOCIAL PROTECTION N.E.C.	101,300,000.00	20,000,000.00	20,300,000.00	20.0%	81,000,000.00

2.F Expenditure by Programme Classification

Table 15: Total Expenditure by Programme Classification

Jigawa State Government Budget Performance Report 2025 Q2 - Total Expenditure by Programme Classification

Code	Programme (Sector and Objective)	2025 Original Budget	2025 Q2 Performance	2025 Performance Year to Date (Q1-Q2)	% Performance Year to Date against 2025 Original Budget	Balance (against Original Budget)
	Total Expenditure	698,300,000,000.00	78,944,088,114.37	139,617,042,622.35	20.0%	558,682,957,377.65
01	Agriculture	68,533,240,000.00	9,533,620,038.97	14,297,057,372.34	20.9%	54,236,182,627.66
0101	Effective governance of the Agriculture Sector	8,985,240,000.00	213,805,148.88	459,011,786.53	5.1%	8,526,228,213.47
0102	Development of the livestock value chain	7,067,000,000.00	253,186,076.39	254,762,076.39	3.6%	6,812,237,923.61
0103	Enhancement of food production and productivity	46,322,000,000.00	9,052,773,853.31	10,566,459,400.03	22.8%	35,755,540,599.97
0104	Reduction of post-harvest losses	4,825,000,000.00	11,494,760.39	3,011,494,760.39	62.4%	1,813,505,239.61
0107	Promotion of enabling environment for increased agricultural development	1,274,000,000.00	2,360,200.00	5,329,349.00	0.4%	1,268,670,651.00
0110	Agriculture Sector Expenditures Not Elsewhere Classified	60,000,000.00	-	-	0.0%	60,000,000.00
02	Societal Re-orientation	4,415,975,000.00	175,640,713.27	443,609,927.42	10.0%	3,972,365,072.58
0210	Societal Re-orientation - General	4,415,975,000.00	175,640,713.27	443,609,927.42	10.0%	3,972,365,072.58
03	Poverty Alleviation	9,680,341,000.00	3,256,328.82	35,629,233.96	0.4%	9,644,711,766.04
0310	Poverty Alleviation - General	9,680,341,000.00	3,256,328.82	35,629,233.96	0.4%	9,644,711,766.04
04	Health	65,769,055,000.00	4,018,729,722.11	12,370,754,595.02	18.8%	53,398,300,404.98
0401	Effective governance of the health system	7,592,081,000.00	427,804,264.57	1,513,703,356.36	19.9%	6,078,277,643.64
0402	Community engagement and participation in health	20,000,000.00	3,800,000.00	3,800,000.00	19.0%	16,200,000.00
0403	Enhancement of the delivery of Essential Package of Health Services (EPHS) to all citizens	5,823,860,000.00	212,096,770.28	603,845,254.70	10.4%	5,220,014,745.30
0405	Provision of adequate and modern health infrastructure for health services delivery	30,400,020,000.00	109,172,608.13	2,250,409,668.65	7.4%	28,149,610,331.35
0406	Provision of quality, affordable, available, and safe medicines, vaccines, and other health commodities	3,115,000,000.00	494,964,087.10	1,065,902,438.98	34.2%	2,049,097,561.02
0407	Evidence generation and utilisation	586,150,000.00	9,603,624.00	56,829,085.25	9.7%	529,320,914.75
0408	Institution and maintenance of a responsive public health emergency preparedness system	63,000,000.00	-	-	0.0%	63,000,000.00
0410	Health Sector Expenditures Not Elsewhere Classified	18,168,944,000.00	2,761,288,368.03	6,876,264,791.08	37.8%	11,292,679,208.92
05	Education	177,859,616,000.00	23,204,021,995.53	45,223,774,599.39	25.4%	132,635,841,400.61
0501	Effective governance of the education system	53,750,700,000.00	11,516,403,191.21	23,208,122,327.43	43.2%	30,542,577,672.57
0502	Increase in access, retention, and completion rate at all levels	680,594,000.00	37,035,599.84	41,805,578.98	6.1%	638,788,421.02
0503	Equity and inclusiveness in the provision of educational services	5,362,313,000.00	1,245,608,653.17	1,950,562,381.46	36.4%	3,411,750,618.54
0504	Improved quality of teaching and learning outcomes	25,446,741,000.00	1,390,428,502.27	2,116,064,192.51	8.3%	23,330,676,807.49
0505	Adequate infrastructure at all levels	75,435,916,000.00	5,633,777,833.59	12,637,788,780.12	16.8%	62,798,127,219.88
0506	Improved education information management system (EIMS)	6,271,680,000.00	1,264,377,540.96	1,455,236,346.49	23.2%	4,816,443,653.51
0510	Education Sector Expenditures Not Elsewhere Classified	10,911,672,000.00	2,116,390,674.49	3,814,194,992.40	35.0%	7,097,477,007.60
06	Housing and Urban Development	10,038,734,000.00	49,805,727.19	208,862,233.78	2.1%	9,829,871,766.22
0610	Housing and Urban Development - General	10,038,734,000.00	49,805,727.19	208,862,233.78	2.1%	9,829,871,766.22
07	Gender	7,451,280,000.00	-	81,018,016.20	1.1%	7,370,261,983.80
0710	Gender - General	7,451,280,000.00	-	81,018,016.20	1.1%	7,370,261,983.80
08	Youth	2,618,326,000.00	150,897,708.62	403,941,272.38	15.4%	2,214,384,727.62
0810	Youth - General	2,618,326,000.00	150,897,708.62	403,941,272.38	15.4%	2,214,384,727.62
09	Environmental Improvement	4,967,688,000.00	112,672,648.12	402,721,038.51	8.1%	4,564,966,961.49
0910	Environmental Improvement - General	4,967,688,000.00	112,672,648.12	402,721,038.51	8.1%	4,564,966,961.49
10	Water Resources and Rural Development	17,212,894,000.00	2,914,342,671.09	3,717,468,995.07	21.6%	13,495,425,004.93
1010	Water Resources and Rural Deve - General	17,212,894,000.00	2,914,342,671.09	3,717,468,995.07	21.6%	13,495,425,004.93
11	Information Communication and Technology	2,548,127,000.00	219,033,543.69	368,905,398.88	14.5%	2,179,221,601.12
1110	Information Communication and Technology - General	2,548,127,000.00	219,033,543.69	368,905,398.88	14.5%	2,179,221,601.12
12	Growing the Private Sector	32,390,846,000.00	248,777,473.56	339,982,144.37	1.0%	32,050,863,855.63
1210	Growing the Private Sector - General	32,390,846,000.00	248,777,473.56	339,982,144.37	1.0%	32,050,863,855.63
13	Reform of Government and Governance	91,287,842,000.00	5,987,297,741.64	15,036,445,337.16	16.5%	76,251,396,662.84
1310	Reform of Government and Governance - General	91,287,842,000.00	5,987,297,741.64	15,036,445,337.16	16.5%	76,251,396,662.84
14	Power	40,408,309,000.00	152,604,765.00	1,335,385,725.62	3.3%	39,072,923,274.38
1410	Power - General	40,408,309,000.00	152,604,765.00	1,335,385,725.62	3.3%	39,072,923,274.38
17	Road	149,626,027,000.00	25,910,856,815.45	38,973,713,823.94	26.0%	110,652,313,176.06
1710	Road - General	149,626,027,000.00	25,910,856,815.45	38,973,713,823.94	26.0%	110,652,313,176.06
20	CLIMATE CHANGE	13,491,700,000.00	6,262,530,221.32	6,377,772,908.32	47.3%	7,113,927,091.68
2010	CLIMATE CHANGE - General	13,491,700,000.00	6,262,530,221.32	6,377,772,908.32	47.3%	7,113,927,091.68

Table 16: Personnel Expenditure by Programme Classification

Jigawa State Government Budget Performance Report 2025 Q2 - Personnel Expenditure by Programme Classification

Code	Programme (Sector and Objective)	2025 Original Budget	2025 Q2 Performance	2025 Performance Year to Date (Q1-Q2)	% Performance Year to Date against 2025 Original Budget	Balance (against Original Budget)
	Total Personnel Expenditure	90,730,520,000.00	18,470,264,984.42	40,128,523,979.60	44.2%	50,601,996,020.40
01	Agriculture	1,902,276,000.00	198,247,049.41	431,229,890.94	22.7%	1,471,046,109.06
0101	Effective governance of the Agriculture Sector	1,902,276,000.00	198,247,049.41	431,229,890.94	22.7%	1,471,046,109.06
02	Societal Re-orientation	797,975,000.00	2,840,713.27	19,709,927.42	2.5%	778,265,072.58
0210	Societal Re-orientation - General	797,975,000.00	2,840,713.27	19,709,927.42	2.5%	778,265,072.58
03	Poverty Alleviation	191,561,000.00	2,566,328.82	34,939,233.96	18.2%	156,621,766.04
0310	Poverty Alleviation - General	191,561,000.00	2,566,328.82	34,939,233.96	18.2%	156,621,766.04
04	Health	20,358,154,000.00	2,757,368,368.03	7,337,482,306.00	36.0%	13,020,671,694.00
0401	Effective governance of the health system	3,903,510,000.00	-	835,624,577.64	21.4%	3,067,885,422.36
0410	Health Sector Expenditures Not Elsewhere Classified	16,454,644,000.00	2,757,368,368.03	6,501,857,728.36	39.5%	9,952,786,271.64
05	Education	51,292,549,000.00	13,414,451,220.97	26,767,547,449.86	52.2%	24,525,001,550.14
0501	Effective governance of the education system	38,552,470,000.00	10,885,636,806.50	22,130,897,351.51	57.4%	16,421,572,648.49
0502	Increase in access, retention, and completion rate at all levels	62,594,000.00	-	3,919,479.78	6.3%	58,674,520.22
0503	Equity and inclusiveness in the provision of educational services	1,874,813,000.00	412,423,739.98	818,535,626.17	43.7%	1,056,277,373.83
0510	Education Sector Expenditures Not Elsewhere Classified	10,802,672,000.00	2,116,390,674.49	3,814,194,992.40	35.3%	6,988,477,007.60
06	Housing and Urban Development	524,734,000.00	42,485,401.98	144,958,814.03	27.6%	379,775,185.97
0610	Housing and Urban Development - General	524,734,000.00	42,485,401.98	144,958,814.03	27.6%	379,775,185.97
07	Gender	561,500,000.00	-	33,885,846.98	6.0%	527,614,153.02
0710	Gender - General	561,500,000.00	-	33,885,846.98	6.0%	527,614,153.02
08	Youth	210,026,000.00	40,303,098.13	72,678,774.04	34.6%	137,347,225.96
0810	Youth - General	210,026,000.00	40,303,098.13	72,678,774.04	34.6%	137,347,225.96
09	Environmental Improvement	1,186,458,000.00	38,759,385.87	320,153,110.26	27.0%	866,304,889.74
0910	Environmental Improvement - General	1,186,458,000.00	38,759,385.87	320,153,110.26	27.0%	866,304,889.74
10	Water Resources and Rural Development	776,096,000.00	168,681,003.25	327,017,439.34	42.1%	449,078,560.66
1010	Water Resources and Rural Deve - General	776,096,000.00	168,681,003.25	327,017,439.34	42.1%	449,078,560.66
11	Information Communication and Technology	476,537,000.00	100,724,468.45	190,366,058.43	39.9%	286,170,941.57
1110	Information Communication and Technology - General	476,537,000.00	100,724,468.45	190,366,058.43	39.9%	286,170,941.57
12	Growing the Private Sector	203,116,000.00	30,622,940.97	67,652,064.74	33.3%	135,463,935.26
1210	Growing the Private Sector - General	203,116,000.00	30,622,940.97	67,652,064.74	33.3%	135,463,935.26
13	Reform of Government and Governance	11,820,725,000.00	1,615,499,478.73	4,251,407,601.27	36.0%	7,569,317,398.73
1310	Reform of Government and Governance - General	11,820,725,000.00	1,615,499,478.73	4,251,407,601.27	36.0%	7,569,317,398.73
14	Power	187,536,000.00	-	10,049,706.87	5.4%	177,486,293.13
1410	Power - General	187,536,000.00	-	10,049,706.87	5.4%	177,486,293.13
17	Road	241,277,000.00	57,715,526.55	119,445,755.47	49.5%	121,831,244.53
1710	Road - General	241,277,000.00	57,715,526.55	119,445,755.47	49.5%	121,831,244.53

Table 17: Overhead Expenditure by Programme Classification

Jigawa State Government Budget Performance Report 2025 Q2 - Overhead Expenditure by Programme Classification

Code	Programme (Sector and Objective)	2025 Original Budget	2025 Q2 Performance	2025 Performance Year to Date (Q1-Q2)	% Performance Year to Date against 2025 Original Budget	Balance (against Original Budget)
	Total Overhead Expenditure	60,481,220,000.00	7,767,557,364.69	15,189,613,460.30	25.1%	45,291,606,539.70
01	Agriculture	488,464,000.00	8,502,299.47	18,952,144.59	3.9%	469,511,855.41
0101	Effective governance of the Agriculture Sector	226,464,000.00	6,142,099.47	12,452,895.59	5.5%	214,011,104.41
0103	Enhancement of food production and productivity	32,000,000.00	-	1,169,900.00	3.7%	30,830,100.00
0107	Promotion of enabling environment for increased agricultural development	230,000,000.00	2,360,200.00	5,329,349.00	2.3%	224,670,651.00
02	Societal Re-orientation	374,000,000.00	172,800,000.00	423,900,000.00	113.3%	- 49,900,000.00
0210	Societal Re-orientation - General	374,000,000.00	172,800,000.00	423,900,000.00	113.3%	- 49,900,000.00
03	Poverty Alleviation	44,300,000.00	-	-	0.0%	44,300,000.00
0310	Poverty Alleviation - General	44,300,000.00	-	-	0.0%	44,300,000.00
04	Health	3,135,791,000.00	396,283,590.85	647,174,371.42	20.6%	2,488,616,628.58
0401	Effective governance of the health system	2,918,691,000.00	395,694,264.57	645,968,778.72	22.1%	2,272,722,221.28
0403	Enhancement of the delivery of Essential Package of Health Services (EPHS) to all citizens	217,100,000.00	589,326.28	1,205,592.70	0.6%	215,894,407.30
05	Education	13,203,058,000.00	2,170,130,565.73	3,509,706,798.02	26.6%	9,693,351,201.98
0501	Effective governance of the education system	3,397,777,000.00	479,413,924.79	925,872,516.00	27.2%	2,471,904,484.00
0502	Increase in access, retention, and completion rate at all levels	19,000,000.00	-	850,499.36	4.5%	18,149,500.64
0503	Equity and inclusiveness in the provision of educational services	874,200,000.00	211,810,958.63	219,850,558.63	25.1%	654,349,441.37
0504	Improved quality of teaching and learning outcomes	5,166,081,000.00	876,336,616.56	1,211,206,150.90	23.4%	3,954,874,849.10
0505	Adequate infrastructure at all levels	3,746,000,000.00	602,569,065.75	1,151,927,073.13	30.8%	2,594,072,926.87
06	Housing and Urban Development	128,350,000.00	7,170,825.21	17,942,741.50	14.0%	110,407,258.50
0610	Housing and Urban Development - General	128,350,000.00	7,170,825.21	17,942,741.50	14.0%	110,407,258.50
07	Gender	91,480,000.00	-	16,662,169.22	18.2%	74,817,830.78
0710	Gender - General	91,480,000.00	-	16,662,169.22	18.2%	74,817,830.78
08	Youth	1,908,800,000.00	110,589,610.49	210,585,939.92	11.0%	1,698,214,060.08
0810	Youth - General	1,908,800,000.00	110,589,610.49	210,585,939.92	11.0%	1,698,214,060.08
09	Environmental Improvement	61,000,000.00	1,361,731.00	10,016,397.00	16.4%	50,983,603.00
0910	Environmental Improvement - General	61,000,000.00	1,361,731.00	10,016,397.00	16.4%	50,983,603.00
10	Water Resources and Rural Development	4,880,100,000.00	1,558,029,741.36	1,569,121,082.21	32.2%	3,310,978,917.79
1010	Water Resources and Rural Deve - General	4,880,100,000.00	1,558,029,741.36	1,569,121,082.21	32.2%	3,310,978,917.79
11	Information Communication and Technology	641,940,000.00	61,248,662.24	92,551,927.45	14.4%	549,388,072.55
1110	Information Communication and Technology - General	641,940,000.00	61,248,662.24	92,551,927.45	14.4%	549,388,072.55
12	Growing the Private Sector	65,750,000.00	3,331,063.29	8,191,010.33	12.5%	57,558,989.67
1210	Growing the Private Sector - General	65,750,000.00	3,331,063.29	8,191,010.33	12.5%	57,558,989.67
13	Reform of Government and Governance	32,806,187,000.00	3,067,017,713.70	7,961,018,547.29	24.3%	24,845,168,452.71
1310	Reform of Government and Governance - General	32,806,187,000.00	3,067,017,713.70	7,961,018,547.29	24.3%	24,845,168,452.71
14	Power	2,330,000,000.00	148,304,765.00	597,850,075.00	25.7%	1,732,149,925.00
1410	Power - General	2,330,000,000.00	148,304,765.00	597,850,075.00	25.7%	1,732,149,925.00
17	Road	322,000,000.00	62,786,796.35	105,940,256.35	32.9%	216,059,743.65
1710	Road - General	322,000,000.00	62,786,796.35	105,940,256.35	32.9%	216,059,743.65

Table 18: Capital Expenditure by Programme Classification

Jigawa State Government Budget Performance Report 2025 Q2 - Capital Expenditure by Programme Classification

Code	Programme (Sector and Objective)	2025 Original Budget	2025 Q2 Performance	2025 Performance Year to Date (Q1-Q2)	% Performance Year to Date against 2025 Original Budget	Balance (against Original Budget)
	Total Capital Expenditure	537,397,520,000.00	52,161,878,348.72	82,987,957,822.83	15.4%	454,409,562,177.17
01	Agriculture	66,142,500,000.00	9,326,870,690.09	13,846,875,336.81	20.9%	52,295,624,663.19
0101	Effective governance of the Agriculture Sector	6,856,500,000.00	9,416,000.00	15,329,000.00	0.2%	6,841,171,000.00
0102	Development of the livestock value chain	7,067,000,000.00	253,186,076.39	254,762,076.39	3.6%	6,812,237,923.61
0103	Enhancement of food production and productivity	46,290,000,000.00	9,052,773,853.31	10,565,289,500.03	22.8%	35,724,710,499.97
0104	Reduction of post-harvest losses	4,825,000,000.00	11,494,760.39	3,011,494,760.39	62.4%	1,813,505,239.61
0107	Promotion of enabling environment for increased agricultural development	1,044,000,000.00	-	-	0.0%	1,044,000,000.00
0110	Agriculture Sector Expenditures Not Elsewhere Classified	60,000,000.00	-	-	0.0%	60,000,000.00
02	Societal Re-orientation	3,244,000,000.00	-	-	0.0%	3,244,000,000.00
0210	Societal Re-orientation - General	3,244,000,000.00	-	-	0.0%	3,244,000,000.00
03	Poverty Alleviation	9,444,480,000.00	690,000.00	690,000.00	0.0%	9,443,790,000.00
0310	Poverty Alleviation - General	9,444,480,000.00	690,000.00	690,000.00	0.0%	9,443,790,000.00
04	Health	42,274,410,000.00	865,077,763.23	4,386,097,917.60	10.4%	37,888,312,082.40
0401	Effective governance of the health system	769,680,000.00	32,110,000.00	32,110,000.00	4.2%	737,570,000.00
0402	Community engagement and participation in health	20,000,000.00	3,800,000.00	3,800,000.00	19.0%	16,200,000.00
0403	Enhancement of the delivery of Essential Package of Health Services (EPHS) to all citizens	5,606,260,000.00	211,507,444.00	602,639,662.00	10.7%	5,003,620,338.00
0405	Provision of adequate and modern health infrastructure for health services delivery	30,400,020,000.00	109,172,608.13	2,250,409,668.65	7.4%	28,149,610,331.35
0406	Provision of quality, affordable, available, and safe medicines, vaccines, and other health commodities	3,115,000,000.00	494,964,087.10	1,065,902,438.98	34.2%	2,049,097,561.02
0407	Evidence generation and utilisation	586,150,000.00	9,603,624.00	56,829,085.25	9.7%	529,320,914.75
0408	Institution and maintenance of a responsive public health emergency preparedness system	63,000,000.00	-	-	0.0%	63,000,000.00
0410	Health Sector Expenditures Not Elsewhere Classified	1,714,300,000.00	3,920,000.00	374,407,062.72	21.8%	1,339,892,937.28
05	Education	113,353,749,000.00	7,615,519,808.83	14,942,599,951.51	13.2%	98,411,149,048.49
0501	Effective governance of the education system	11,799,103,000.00	151,352,459.92	151,352,459.92	1.3%	11,647,750,540.08
0502	Increase in access, retention, and completion rate at all levels	599,000,000.00	37,035,599.84	37,035,599.84	6.2%	561,964,400.16
0503	Equity and inclusiveness in the provision of educational services	2,613,300,000.00	621,373,954.56	912,176,196.66	34.9%	1,701,123,803.34
0504	Improved quality of teaching and learning outcomes	20,273,750,000.00	510,171,485.71	900,937,641.61	4.4%	19,372,812,358.39
0505	Adequate infrastructure at all levels	71,687,916,000.00	5,031,208,767.84	11,485,861,706.99	16.0%	60,202,054,293.01
0506	Improved education information management system (EIMS)	6,271,680,000.00	1,264,377,540.96	1,455,236,346.49	23.2%	4,816,443,653.51
0510	Education Sector Expenditures Not Elsewhere Classified	109,000,000.00	-	-	0.0%	109,000,000.00
06	Housing and Urban Development	9,385,000,000.00	-	45,561,178.25	0.5%	9,339,438,821.75
0610	Housing and Urban Development - General	9,385,000,000.00	-	45,561,178.25	0.5%	9,339,438,821.75
07	Gender	6,797,500,000.00	-	30,170,000.00	0.4%	6,767,330,000.00
0710	Gender - General	6,797,500,000.00	-	30,170,000.00	0.4%	6,767,330,000.00
08	Youth	497,000,000.00	-	120,421,558.42	24.2%	376,578,441.58
0810	Youth - General	497,000,000.00	-	120,421,558.42	24.2%	376,578,441.58
09	Environmental Improvement	3,720,030,000.00	72,551,531.25	72,551,531.25	2.0%	3,647,478,468.75
0910	Environmental Improvement - General	3,720,030,000.00	72,551,531.25	72,551,531.25	2.0%	3,647,478,468.75
10	Water Resources and Rural Development	11,545,798,000.00	1,176,600,926.48	1,810,299,473.52	15.7%	9,735,498,526.48
1010	Water Resources and Rural Deve - General	11,545,798,000.00	1,176,600,926.48	1,810,299,473.52	15.7%	9,735,498,526.48
11	Information Communication and Technology	1,428,650,000.00	57,060,413.00	85,987,413.00	6.0%	1,342,662,587.00
1110	Information Communication and Technology - General	1,428,650,000.00	57,060,413.00	85,987,413.00	6.0%	1,342,662,587.00
12	Growing the Private Sector	32,111,980,000.00	214,823,469.30	264,139,069.30	0.8%	31,847,840,930.70
1210	Growing the Private Sector - General	32,111,980,000.00	214,823,469.30	264,139,069.30	0.8%	31,847,840,930.70
13	Reform of Government and Governance	37,010,200,000.00	776,899,032.67	1,530,427,728.98	4.1%	35,479,772,271.02
1310	Reform of Government and Governance - General	37,010,200,000.00	776,899,032.67	1,530,427,728.98	4.1%	35,479,772,271.02
14	Power	37,890,773,000.00	4,300,000.00	727,485,943.75	1.9%	37,163,287,056.25
1410	Power - General	37,890,773,000.00	4,300,000.00	727,485,943.75	1.9%	37,163,287,056.25
17	Road	149,059,750,000.00	25,788,954,492.55	38,746,877,812.12	26.0%	110,312,872,187.88
1710	Road - General	149,059,750,000.00	25,788,954,492.55	38,746,877,812.12	26.0%	110,312,872,187.88
20	CLIMATE CHANGE	13,491,700,000.00	6,262,530,221.32	6,377,772,908.32	47.3%	7,113,927,091.68
2010	CLIMATE CHANGE - General	13,491,700,000.00	6,262,530,221.32	6,377,772,908.32	47.3%	7,113,927,091.68

Table 19: Other Expenditure by Programme Classification

Jigawa State Government Budget Performance Report 2025 Q2 - Other Expenditure by Programme Classification

Code	Programme (Sector and Objective)	2025 Original Budget	2025 Q2 Performance	2025 Performance Year to Date (Q1-Q2)	% Performance Year to Date against 2025 Original Budget	Balance (against Original Budget)
	Total Other Expenditure	9,690,740,000.00	544,387,416.54	1,310,947,359.62	13.5%	8,379,792,640.38
04	Health	700,000.00	-	-	0.0%	700,000.00
0401	Effective governance of the health system	200,000.00	-	-	0.0%	200,000.00
0403	Enhancement of the delivery of Essential Package of Health Services (EPHS) to all citizens	500,000.00	-	-	0.0%	500,000.00
05	Education	10,260,000.00	3,920,400.00	3,920,400.00	38.2%	6,339,600.00
0501	Effective governance of the education system	1,350,000.00	-	-	0.0%	1,350,000.00
0504	Improved quality of teaching and learning outcomes	6,910,000.00	3,920,400.00	3,920,400.00	56.7%	2,989,600.00
0505	Adequate infrastructure at all levels	2,000,000.00	-	-	0.0%	2,000,000.00
06	Housing and Urban Development	650,000.00	149,500.00	399,500.00	61.5%	250,500.00
0610	Housing and Urban Development - General	650,000.00	149,500.00	399,500.00	61.5%	250,500.00
07	Gender	800,000.00	-	300,000.00	37.5%	500,000.00
0710	Gender - General	800,000.00	-	300,000.00	37.5%	500,000.00
08	Youth	2,500,000.00	5,000.00	255,000.00	10.2%	2,245,000.00
0810	Youth - General	2,500,000.00	5,000.00	255,000.00	10.2%	2,245,000.00
09	Environmental Improvement	200,000.00	-	-	0.0%	200,000.00
0910	Environmental Improvement - General	200,000.00	-	-	0.0%	200,000.00
10	Water Resources and Rural Development	10,900,000.00	11,031,000.00	11,031,000.00	101.2%	- 131,000.00
1010	Water Resources and Rural Deve - General	10,900,000.00	11,031,000.00	11,031,000.00	101.2%	- 131,000.00
11	Information Communication and Technology	1,000,000.00	-	-	0.0%	1,000,000.00
1110	Information Communication and Technology - General	1,000,000.00	-	-	0.0%	1,000,000.00
12	Growing the Private Sector	10,000,000.00	-	-	0.0%	10,000,000.00
1210	Growing the Private Sector - General	10,000,000.00	-	-	0.0%	10,000,000.00
13	Reform of Government and Governance	9,650,730,000.00	527,881,516.54	1,293,591,459.62	13.4%	8,357,138,540.38
1310	Reform of Government and Governance - General	9,650,730,000.00	527,881,516.54	1,293,591,459.62	13.4%	8,357,138,540.38
17	Road	3,000,000.00	1,400,000.00	1,450,000.00	48.3%	1,550,000.00
1710	Road - General	3,000,000.00	1,400,000.00	1,450,000.00	48.3%	1,550,000.00

3 Capital Expenditure Details

Capital Expenditure Projects related to **Primary Healthcare have a blue marker** whilst those related to **Basic Education have a green marker**. Those related to **climate change adaption have a red marker**, whilst those related to **climate change mitigation have a purple marker**

Table 20: Capital Expenditure by Project

Jigawa State Government Budget Performance Report 2025 Q2 - Capital Expenditure by Project

Administrative Code and Description	Project Description	2025 Original Budget	2025 Q2 Performance	2025 Performance Year to Date (Q1-Q2)	% Performance Year to Date against 2025 Original Budget	Balance (against Original Budget)	HOPE-GOV Tagging		Climate Expenditure Tagging	
							PHC	BED	Adpt.	Mitg.
Total Capital Expenditure		537,397,520,000.00	52,161,878,348.72	82,987,957,822.83	15.4%	454,409,562,177.17				
011100100100 - Government House	Procurement of 4 No. Toyota Hilux	1,000,000,000.00	-	235,346,064.75	23.5%	764,653,935.25				
011100100100 - Government House	Procurement of 1 No. Rider Bikes for Government House	200,000,000.00	-	-	0.0%	200,000,000.00				
011100100100 - Government House	Procurement of Executive Chairs Set for the Government House Renovated Offices	300,000,000.00	-	147,113,277.00	49.0%	152,886,723.00				
011100100100 - Government House	Envisaged /Upgrading and Provision of ICT Communication and other equipment at banquet hall	50,000,000.00	72,468,502.54	72,468,502.54	144.9%	- 22,468,502.54				
011100100100 - Government House	Construction of Presidential lodge Annex at the Government House	100,000,000.00	-	-	0.0%	100,000,000.00				
011100100100 - Government House	Purchase of ulphostroy for the Furnishing of Presidential lodge Annex	50,000,000.00	-	-	0.0%	50,000,000.00				
011100100100 - Government House	Renovations of G-9 Government Guest Houses and other Government Guest Houses	300,000,000.00	-	163,273,494.62	54.4%	136,726,505.38				
011100100100 - Government House	Furnishing of G-9 Government Guest Houses and other Government Guest Houses	100,000,000.00	-	-	0.0%	100,000,000.00				
011100100100 - Government House	Construction of Armoury	50,000,000.00	-	18,191,640.54	36.4%	31,808,359.46				
011100100100 - Government House	Renovation of Governor's Residence in Dutse	100,000,000.00	-	-	0.0%	100,000,000.00				
011100100100 - Government House	Renovation of Governor's Office	100,000,000.00	-	-	0.0%	100,000,000.00				
011100100100 - Government House	Procurement of office furniture for the newly constructed Government House Clinic	50,000,000.00	-	-	0.0%	50,000,000.00				
011100100100 - Government House	Procurement of Medical Equipment for the Government House Clinic	50,000,000.00	-	-	0.0%	50,000,000.00				
011100100100 - Government House	Construction of Governor's Laundry Service Facility in Government House	50,000,000.00	-	45,126,965.50	90.3%	4,873,034.50				
011100100100 - Government House	Renovation of Residential Building in Commissioner quarters	100,000,000.00	33,332,655.53	33,332,655.53	33.3%	66,667,344.47				
011100100100 - Government House	Procurement of Communication Gadget for Governors Office	10,000,000.00	89,413,098.43	130,680,682.33	1306.8%	- 120,680,682.33				
011100100100 - Government House	Construction of new presidential wing at Government House	500,000,000.00	-	-	0.0%	500,000,000.00				
011100100100 - Government House	Furnishing of new presidential wing at Government House	300,000,000.00	-	-	0.0%	300,000,000.00				
011100100200 - Deputy Governor's Office	Procurement of office Furniture for Deputy Governor's Office	10,000,000.00	-	-	0.0%	10,000,000.00				
011100100200 - Deputy Governor's Office	Renovation of Guest House Deputy Governor's Lodge	15,000,000.00	-	-	0.0%	15,000,000.00				
011100100200 - Deputy Governor's Office	Procurement of 1No. Toyota Bus for Press Crew	50,000,000.00	-	-	0.0%	50,000,000.00				
011100100200 - Deputy Governor's Office	Renovations of Deputy Governor office Buildings	50,000,000.00	-	-	0.0%	50,000,000.00				
011100100200 - Deputy Governor's Office	Renovation of Deputy Governor Residence Buildings	100,000,000.00	-	-	0.0%	100,000,000.00				
011100700100 - Jigawa State Research Institute	Field plot research on crops problem identification in farming system consisting of seed production of millet,	100,000,000.00	2,106,044.00	2,106,044.00	2.1%	97,893,956.00				
011100700100 - Jigawa State Research Institute	Research in Animal production, genetic improvement of cattle, introduction, selection propagation and	150,000,000.00	-	-	0.0%	150,000,000.00				
011100700100 - Jigawa State Research Institute	Renovation of Research Institute Old Site Building	60,000,000.00	-	-	0.0%	60,000,000.00				
011100700100 - Jigawa State Research Institute	Jigawa State soil Map production Research	110,000,000.00	-	-	0.0%	110,000,000.00				
011100700100 - Jigawa State Research Institute	Micro & Macro Vegetative propagation of economic crops and continued training/research on protocol	100,000,000.00	-	-	0.0%	100,000,000.00				
011100700100 - Jigawa State Research Institute	Construction of boreholes and overhead tanks	20,000,000.00	-	-	0.0%	20,000,000.00				
011100700100 - Jigawa State Research Institute	Construction of veterinary clinic at old site	30,000,000.00	-	-	0.0%	30,000,000.00				
011100700100 - Jigawa State Research Institute	Construction of GIS and molecular biology laboratory at permanent site	80,000,000.00	-	-	0.0%	80,000,000.00				
011100700100 - Jigawa State Research Institute	Construction of gate house cabin at old site	5,000,000.00	-	-	0.0%	5,000,000.00				
011100700100 - Jigawa State Research Institute	Construction of produce dry shade at Sada farm	22,000,000.00	-	-	0.0%	22,000,000.00				
011100700100 - Jigawa State Research Institute	Capacity building in collaboration with others Research institutes and Non-Governmental Organizations,	100,000,000.00	-	-	0.0%	100,000,000.00				
011100700100 - Jigawa State Research Institute	Procurement of Research equipment and laboratory materials	322,000,000.00	253,186,076.39	253,186,076.39	78.6%	68,813,923.61				
011100700100 - Jigawa State Research Institute	Establishment of Library/ Data System	240,000,000.00	-	-	0.0%	240,000,000.00				
011100700100 - Jigawa State Research Institute	Establishment of Farmers Helpline/Call Centres	70,000,000.00	-	-	0.0%	70,000,000.00				
011100700100 - Jigawa State Research Institute	Establishment of Seed Test/ Assessment Laboratory	78,000,000.00	-	-	0.0%	78,000,000.00				
011100700100 - Jigawa State Research Institute	Procurement of Laboratory Glass Wares	107,000,000.00	-	-	0.0%	107,000,000.00				
011100700100 - Jigawa State Research Institute	Procurement of Sno. Motor Cycles	6,500,000.00	-	-	0.0%	6,500,000.00				
011100700100 - Jigawa State Research Institute	Installation of Bio Reactor of Tissue Culture Lab	12,000,000.00	-	-	0.0%	12,000,000.00				
011100700100 - Jigawa State Research Institute	Procurement Laboratory Hormones, and DNA Polymerase	180,000,000.00	-	-	0.0%	180,000,000.00				
011100700100 - Jigawa State Research Institute	Landscaping of Institute Permanent Site	67,000,000.00	-	-	0.0%	67,000,000.00				
011100800100 - Jigawa State Agency for the Control	Procurement of Medical Equipments for HIV test, HTS, Blood transfusion and test before marriage - SACA	66,000,000.00	-	-	0.0%	66,000,000.00				
011100800100 - Jigawa State Agency for the Control	Monitoring and evaluation Activities for SACA HIV / AIDS Control Programme	18,000,000.00	4,435,000.00	4,435,000.00	24.6%	13,565,000.00				
011100800100 - Jigawa State Agency for the Control	World AIDs Day celebration Activities, Conferences and Seminars across the state - SACA HIV / AIDS	16,000,000.00	3,920,000.00	3,920,000.00	24.5%	12,080,000.00				
011100800100 - Jigawa State Agency for the Control	Community mobilization and awareness creation on HIV/AIDs Programme - SACA HIV / AIDS Control	20,000,000.00	3,800,000.00	3,800,000.00	19.0%	16,200,000.00				
011100900100 - Jigawa State Public Complaints and	Development of Financial Tracking and Accounting Softwares	40,000,000.00	-	-	0.0%	40,000,000.00				
011100900100 - Jigawa State Public Complaints and	Purchase of Sno. Operational Motor Vehicles for Departments	99,500,000.00	-	-	0.0%	99,500,000.00				
011100900100 - Jigawa State Public Complaints and	Purchase of 1no. 30KVA Generator	30,000,000.00	-	-	0.0%	30,000,000.00				
011100900100 - Jigawa State Public Complaints and	Purchase of office Furniture's for Public Complaints Office	10,000,000.00	-	-	0.0%	10,000,000.00				
011100900100 - Jigawa State Public Complaints and	Purchase of 10no. Laptop Computers	10,500,000.00	-	-	0.0%	10,500,000.00				

Jigawa State Government Budget Performance Report 2025 Q2 - Capital Expenditure by Project

Administrative Code and Description	Project Description	2025 Original Budget	2025 Q2 Performance	2025 Performance Year to Date (Q1-Q2)	% Performance Year to Date against 2025 Original Budget	Balance (against Original Budget)	HOPE-GOV Tagging	Climate Expenditure Tagging
011100900100 - Jigawa State Public Complaints and	Purchase of 1no. Camera	5,000,000.00	-	-	0.0%	5,000,000.00		
011101000100 - Due Process & Project Monitoring	Conduct of annual Procurement forum in three Senatorial Zones with Contractors and CSOs	20,000,000.00	-	-	0.0%	20,000,000.00		
011101000100 - Due Process & Project Monitoring	Development and Upgrade of E-Procurement Portal	10,000,000.00	-	-	0.0%	10,000,000.00		
011101000100 - Due Process & Project Monitoring	Capacity Building on E-Procurement for key stakeholders	10,000,000.00	-	-	0.0%	10,000,000.00		
011101000100 - Due Process & Project Monitoring	Procurement of 1no. Toyota Corolla 2017 model	30,000,000.00	-	-	0.0%	30,000,000.00		
011103700100 - Pilgrim Welfare Agency	Purchase of 2no. Laptop Computers	5,250,000.00	-	-	0.0%	5,250,000.00		
011103700100 - Pilgrim Welfare Agency	Purchase of 10 units Plasma TV Set	4,200,000.00	-	-	0.0%	4,200,000.00		
011103700100 - Pilgrim Welfare Agency	Purchase of 10no. of Split Air Conditioner	6,000,000.00	-	-	0.0%	6,000,000.00		
011103700100 - Pilgrim Welfare Agency	Procurement of 3no. Safe Cabinet Drawers	3,000,000.00	-	-	0.0%	3,000,000.00		
011103700100 - Pilgrim Welfare Agency	Purchase of 5no. HP Printers.	2,500,000.00	-	-	0.0%	2,500,000.00		
011103700100 - Pilgrim Welfare Agency	Purchase/Installation of wall fence verve wire on the existing fencing at Board Head Quarters	13,800,000.00	-	-	0.0%	13,800,000.00		
011103700100 - Pilgrim Welfare Agency	Drilling and Wiring of Borehole at Board office with Overhead tank	8,000,000.00	-	-	0.0%	8,000,000.00		
011103700100 - Pilgrim Welfare Agency	Purchase of official Vehicle (GMC New model SLE) for Hajj Operations at Saudi Arabia	170,000,000.00	-	-	0.0%	170,000,000.00		
011103700100 - Pilgrim Welfare Agency	Purchase of 1no. Ambulance (Van)	100,000,000.00	-	-	0.0%	100,000,000.00		
011200300100 - State House of Assembly	Annual legislative license Subscription Service	6,000,000.00	-	-	0.0%	6,000,000.00		
011200300100 - State House of Assembly	Construction of Modern Legislative Library and E Library	50,000,000.00	-	-	0.0%	50,000,000.00		
011200300100 - State House of Assembly	Purchase of 17no Desktop Computers	179,500,000.00	-	-	0.0%	179,500,000.00		
011200300100 - State House of Assembly	Purchase of 31no. Laptop Computers	22,500,000.00	-	-	0.0%	22,500,000.00		
011200300100 - State House of Assembly	Purchase of 7no Desktop Printers	8,000,000.00	-	-	0.0%	8,000,000.00		
011200300100 - State House of Assembly	Purchase of Desktop Computer Pro-Desk 600 Mt-Corei, HP 6300 – N3.0 million;	3,000,000.00	-	-	0.0%	3,000,000.00		
011200300100 - State House of Assembly	Procurement of 20no. UPS	3,600,000.00	-	-	0.0%	3,600,000.00		
011200300100 - State House of Assembly	Procurement of 2no. Projector	2,000,000.00	-	-	0.0%	2,000,000.00		
011200300100 - State House of Assembly	Procurement of 4no. Digital Recorder	2,200,000.00	-	-	0.0%	2,200,000.00		
011200300100 - State House of Assembly	Procurement of 4no. Digital Camera	2,200,000.00	-	-	0.0%	2,200,000.00		
011200300100 - State House of Assembly	Procurement of 10no. Hard Disk Drive	1,600,000.00	-	-	0.0%	1,600,000.00		
011200300100 - State House of Assembly	Procurement of 40no. Digital Cardboard	3,000,000.00	-	-	0.0%	3,000,000.00		
011200300100 - State House of Assembly	Procurement of 2no. Sealing Machines	1,000,000.00	-	-	0.0%	1,000,000.00		
011200300100 - State House of Assembly	Procurement of 20no. Stabilizer	3,000,000.00	-	-	0.0%	3,000,000.00		
011200300100 - State House of Assembly	Procurement of 2no. Photocopy Machines Sharps AR Model	4,000,000.00	-	-	0.0%	4,000,000.00		
011200300100 - State House of Assembly	Procurement of 10no. TV Plasma	6,000,000.00	-	-	0.0%	6,000,000.00		
011200300100 - State House of Assembly	Procurement of 30no. Office Archive Cabinet	8,000,000.00	-	-	0.0%	8,000,000.00		
011200300100 - State House of Assembly	Procurement of 10no. Air Conditions	9,000,000.00	-	-	0.0%	9,000,000.00		
011200300100 - State House of Assembly	Procurement of 10no. Refrigerators	7,000,000.00	-	-	0.0%	7,000,000.00		
011200300100 - State House of Assembly	Procurement of 12no. Standing Fan	2,400,000.00	-	-	0.0%	2,400,000.00		
011200300100 - State House of Assembly	Purchase of Legal Books, Legislative Books, Publication and Information Books	30,000,000.00	-	-	0.0%	30,000,000.00		
011200300100 - State House of Assembly	Commencement for Renovation and Extension of Offices	817,000,000.00	-	-	0.0%	817,000,000.00		
011200300100 - State House of Assembly	Furnishing of Renovated Offices	364,000,000.00	-	-	0.0%	364,000,000.00		
011200300100 - State House of Assembly	Landscaping of Assembly Complex	20,000,000.00	-	-	0.0%	20,000,000.00		
011200300100 - State House of Assembly	Landscaping of Rt. Hon. Speaker and Deputy Speaker's Official Residence	20,000,000.00	-	-	0.0%	20,000,000.00		
011200300100 - State House of Assembly	Procurement of 1no. Toyota Prado Official Vehicle for Rt. Hon. Speaker	100,000,000.00	-	-	0.0%	100,000,000.00		
011200300100 - State House of Assembly	Procurement of 2no. Motor Vehicles for Rt. Hon. Speaker and Rt. Hon. Deputy Speaker	100,000,000.00	-	-	0.0%	100,000,000.00		
011200300100 - State House of Assembly	Procurement of 6no. Official Motor Vehicles for Principal Officers	100,000,000.00	-	-	0.0%	100,000,000.00		
011200300100 - State House of Assembly	Procurement of 8no. Motor Vehicles (Fairly Used) for Directors	100,000,000.00	-	-	0.0%	100,000,000.00		
011200300100 - State House of Assembly	Procurement of Official Motor Vehicles	50,000,000.00	-	-	0.0%	50,000,000.00		
012500100100 - Office of the Head of State Civil	Renovation of State Secretariat phase I (old Block)	87,000,000.00	-	-	0.0%	87,000,000.00		
012500100100 - Office of the Head of State Civil	Renovation of Official Guest House of Head of the civil Service at Dutse	40,000,000.00	-	-	0.0%	40,000,000.00		
012500100100 - Office of the Head of State Civil	Fencing with verve wires of the State Secretariat Boundary and Wall surface re	3,500,000.00	-	-	0.0%	3,500,000.00		
012500100100 - Office of the Head of State Civil	Landscaping within State Secretariat old block	1,500,000.00	-	-	0.0%	1,500,000.00		
012500100100 - Office of the Head of State Civil	Provision of 2No. additional Boreholes	5,000,000.00	-	-	0.0%	5,000,000.00		
012500100100 - Office of the Head of State Civil	Completion overhauling of 3No. Generators at State Secretariat complex	90,000,000.00	-	-	0.0%	90,000,000.00		
012500100100 - Office of the Head of State Civil	Commencement for the Construction of 1no. additional Block of (Story Building) at State Secretariat	2,500,000,000.00	-	-	0.0%	2,500,000,000.00		
012500100100 - Office of the Head of State Civil	Renovation of 4no. Block A,B,C & D of New State Secretariat including Ahmadu Bello Hall	1,350,000,000.00	-	-	0.0%	1,350,000,000.00		
012500100500 - Manpower Development Institute	Procurement of ICT equipment and materials for training	15,000,000.00	-	-	0.0%	15,000,000.00		

Jigawa State Government Budget Performance Report 2025 Q2 - Capital Expenditure by Project

Administrative Code and Description	Project Description	2025 Original Budget	2025 Q2 Performance	2025 Performance Year to Date (Q1-Q2)	% Performance Year to Date against 2025 Original Budget	Balance (against Original Budget)	HOPE-GOV Tagging	Climate Expenditure Tagging
012500100500 - Manpower Development Institute	Re-activation of E-library	7,500,000.00	-	-	0.0%	7,500,000.00		
012500100500 - Manpower Development Institute	Capacity Building of Institute Staff at Centre for Management Development	9,500,000.00	-	-	0.0%	9,500,000.00		
012500100500 - Manpower Development Institute	Purchase and installation of backup solar system at conference hall	30,000,000.00	-	-	0.0%	30,000,000.00		
012500100500 - Manpower Development Institute	Purchase of Air conditioners at conference hall	38,000,000.00	-	-	0.0%	38,000,000.00		
014000100100 - Office of the State Auditor General	Construction of New Hadejia Area Audit office Phase I	120,000,000.00	-	-	0.0%	120,000,000.00		
014000100100 - Office of the State Auditor General	Furnishing of 5No. Area Audit renovated offices	50,000,000.00	-	-	0.0%	50,000,000.00		
014000100100 - Office of the State Auditor General	Purchase of Laptop Computer	10,000,000.00	-	-	0.0%	10,000,000.00		
014000100100 - Office of the State Auditor General	Purchase of Printer and other Accessories	10,000,000.00	-	-	0.0%	10,000,000.00		
014000200100 - Office of the Auditor General Local	Development and Installation of Software for retirement and death benefit computation center from analog	25,000,000.00	-	28,377,000.00	113.5%	- 3,377,000.00		
014000200100 - Office of the Auditor General Local	Purchase Auditor General official vehicle (Toyota High Lander 2018 Model)	81,000,000.00	31,475,076.17	31,475,076.17	38.9%	49,524,923.83		
014000200100 - Office of the Auditor General Local	Construction of Staff lodge at Jahun zonal Office	47,100,000.00	2,000,000.00	5,110,127.00	10.8%	41,989,873.00		
014000200100 - Office of the Auditor General Local	Renovation of zonal Offices	30,000,000.00	22,988,750.00	26,410,850.00	88.0%	3,589,150.00		
014000300100 - Audit Service Commission	Procurement of office furniture's for Audit service commission office	50,000,000.00	-	-	0.0%	50,000,000.00		
014700100100 - Civil Service Commission	Renovation of Civil Service Commission office	28,000,000.00	-	-	0.0%	28,000,000.00		
014800100100 - State Independent Electoral	Procurement of 1No. Official Vehicle faily used (TOYOTA CAMRY SE 2018) for Chairman	50,000,000.00	-	-	0.0%	50,000,000.00		
014800100100 - State Independent Electoral	Procurement of Official Vehicle faily used (TOYOTA CAMRY LE 2016) for 5No. Commissioners and 1no.	150,000,000.00	-	-	0.0%	150,000,000.00		
014900100100 - Local Government Service	Procurement of 1no. Utility Vehicle , Toyota Corolla for Permanent Secretary	50,000,000.00	-	-	0.0%	50,000,000.00		
016100100100 - Office of the SSG Admin & Finance	Furnishing of New Kaduna Governors Lodge Kaduna, includes (Security Guest House, Boys Quarters and	25,000,000.00	-	-	0.0%	25,000,000.00		
016100100100 - Office of the SSG Admin & Finance	Furnishing of Liaison Officer residential building Kaduna	10,000,000.00	-	-	0.0%	10,000,000.00		
016100100100 - Office of the SSG Admin & Finance	Renovation of Kano liaison office	10,000,000.00	-	-	0.0%	10,000,000.00		
016100100100 - Office of the SSG Admin & Finance	Monitoring and evaluation for the implementation of UNICEF Assisted Projects	20,000,000.00	-	-	0.0%	20,000,000.00		
016100100100 - Office of the SSG Admin & Finance	Metropolitan Fibre cable network (Galaxy ITT)	150,000,000.00	56,705,413.00	56,705,413.00	37.8%	93,294,587.00		
016100100100 - Office of the SSG Admin & Finance	Purchase of 1no. utility vehicle	40,000,000.00	-	-	0.0%	40,000,000.00		
016100100100 - Office of the SSG Admin & Finance	Renovation of SSG Guest House Dan-masa Quarters, Dutse	45,000,000.00	-	-	0.0%	45,000,000.00		
016100100100 - Office of the SSG Admin & Finance	General Renovation of Lagos Liaison office	30,000,000.00	-	-	0.0%	30,000,000.00		
016100100100 - Office of the SSG Admin & Finance	Purchase of 15no. computers for staff training	20,000,000.00	-	-	0.0%	20,000,000.00		
016100100100 - Office of the SSG Admin & Finance	General Renovation to upgrade the Structure of Jigawa Old Governo's Lodge Kaduna Phase I	120,000,000.00	-	-	0.0%	120,000,000.00		
016100100100 - Office of the SSG Admin & Finance	Furnishing of SSGs Guest House Kano	25,000,000.00	-	-	0.0%	25,000,000.00		
016100100100 - Office of the SSG Admin & Finance	Procurement of 3no. Motor vehicle Tukumbo (Toyota Caroller) for Liaison Officers (Kano, Kaduna Liaison	25,000,000.00	-	-	0.0%	25,000,000.00		
016100100100 - Office of the SSG Admin & Finance	Renovation of Liaison Officer's residential building Kaduna	25,000,000.00	-	-	0.0%	25,000,000.00		
016100200100 - Chieftaincy & Religious Affairs	Support for the Construction of Gumel and Hadejia Central mosque	500,000,000.00	-	-	0.0%	500,000,000.00		
016100200100 - Chieftaincy & Religious Affairs	Completion of ongoing Construction of Mosques and other Religious Structures at Some Selected Areas	1,500,000,000.00	-	-	0.0%	1,500,000,000.00		
016100200100 - Chieftaincy & Religious Affairs	Constructions of Mosques and Other Religious Structures under 2024 Constituency Project	1,244,000,000.00	-	-	0.0%	1,244,000,000.00		
016100300100 - Research, Evaluation and Political	Establishment of Library and E-Library Centre to Document Executed Government Policy and Programme	45,000,000.00	-	-	0.0%	45,000,000.00		
016100300100 - Research, Evaluation and Political	Purchase of 2no. Utility Vehicles (Corolla LE)	30,000,000.00	-	-	0.0%	30,000,000.00		
016100300100 - Research, Evaluation and Political	Purchase of 1no. Motorcycle	1,500,000.00	-	-	0.0%	1,500,000.00		
016100300100 - Research, Evaluation and Political	Conduct of Survey Research to identify existing infrastructures facilities and assess the additional facilities	30,000,000.00	-	-	0.0%	30,000,000.00		
016100300100 - Research, Evaluation and Political	Conduct of Comprehensive Drugs/substances abuse prevention survey in the state by Global Initiatives	65,000,000.00	-	-	0.0%	65,000,000.00		
016100300100 - Research, Evaluation and Political	Piloting for the Construction of Water Supply Projects at Villages along International Border inline with	50,000,000.00	-	-	0.0%	50,000,000.00		
016100400100 - Special Service Directorate	Purchase of 12no. Hilux to security Agencies	864,000,000.00	-	1,500,000.00	0.2%	862,500,000.00		
016100400100 - Special Service Directorate	Procurement of Fire extinguisher to MDAs	10,000,000.00	-	-	0.0%	10,000,000.00		
016100400100 - Special Service Directorate	Procurement of 50no. motorcycle to security agencies	60,000,000.00	-	-	0.0%	60,000,000.00		
016100400100 - Special Service Directorate	Procurement of Communication Gadget to MDA's	5,000,000.00	-	-	0.0%	5,000,000.00		
016100400100 - Special Service Directorate	Construction of Armorer and wall fencing of NSCDC	140,000,000.00	-	-	0.0%	140,000,000.00		
016100400100 - Special Service Directorate	State Government Intervention for the Construction of Army School at 26 Amoure Brigade Yargaba Phase I	150,000,000.00	-	-	0.0%	150,000,000.00		
016100400100 - Special Service Directorate	Procurement of Government Official Plate Number	20,000,000.00	-	-	0.0%	20,000,000.00		
016100400100 - Special Service Directorate	Procurement of Security equipment for the support to vigilant group	100,000,000.00	-	-	0.0%	100,000,000.00		
016100400100 - Special Service Directorate	Procurement of Security Services	100,000,000.00	-	-	0.0%	100,000,000.00		
016100600100 - Jigawa State Hisbah Board	Renovation of Office Building and others Structures	80,000,000.00	-	-	0.0%	80,000,000.00		
016100600100 - Jigawa State Hisbah Board	Procurement of Office Furniture in the Process of Start-up of the Board	20,000,000.00	-	-	0.0%	20,000,000.00		
016200100100 - Ministry of Special Duties	Purchase of office furniture and fittings for office of the Commissioner	15,000,000.00	-	-	0.0%	15,000,000.00		
016200100100 - Ministry of Special Duties	purchase of 1no. Toyota 32 Seater Bus	45,000,000.00	41,871,250.00	41,871,250.00	93.0%	3,128,750.00		
016200100100 - Ministry of Special Duties	Purchase of 2no. photocop Machine	1,750,000.00	-	-	0.0%	1,750,000.00		

Jigawa State Government Budget Performance Report 2025 Q2 - Capital Expenditure by Project

Administrative Code and Description	Project Description	2025 Original Budget	2025 Q2 Performance	2025 Performance Year to Date (Q1-Q2)	% Performance Year to Date against 2025 Original Budget	Balance (against Original Budget)	HOPE-GOV Tagging	Climate Expenditure Tagging
016200100100 - Ministry of Special Duties	Purchase of 1no. Scanner	1,000,000.00	-	-	0.0%	1,000,000.00		
016200100100 - Ministry of Special Duties	Purchase of 2no. Printers	1,000,000.00	-	-	0.0%	1,000,000.00		
016200100100 - Ministry of Special Duties	Purchase of firefighting Equipment	3,200,000.00	-	-	0.0%	3,200,000.00		
016200100100 - Ministry of Special Duties	Purchase of 3no. Refrigerators	2,150,000.00	-	-	0.0%	2,150,000.00		
016200100100 - Ministry of Special Duties	Purchase of 3no. Television of the 3 additional Offices	1,000,000.00	-	-	0.0%	1,000,000.00		
016200100100 - Ministry of Special Duties	Repair of 2no. Motor vehicles	3,000,000.00	-	-	0.0%	3,000,000.00		
016200100100 - Ministry of Special Duties	Purchase of 3no. Laptop Computers	1,500,000.00	-	-	0.0%	1,500,000.00		
016200200100 - State Emergency Management	Establishment of Foods Palliative Centers for the Interventions of Victims of Disasters	2,500,000,000.00	-	-	0.0%	2,500,000,000.00		
016200200100 - State Emergency Management	Purchase of Toyota Hilux	80,000,000.00	-	-	0.0%	80,000,000.00		
016200200100 - State Emergency Management	Purchase of Toyota Camry fairly used 2008 model	20,000,000.00	-	-	0.0%	20,000,000.00		
016200200100 - State Emergency Management	Renovation of 2no. SEMA store at Dutse and Ringim	51,000,000.00	-	-	0.0%	51,000,000.00		
016200200100 - State Emergency Management	Purchase of security light (Solar) at Dutse warwade store	15,000,000.00	-	-	0.0%	15,000,000.00		
016200200100 - State Emergency Management	Purchase of 10no. computer laptop	10,000,000.00	-	-	0.0%	10,000,000.00		
016200200100 - State Emergency Management	Software acquisition for State emergency Call Centres	10,000,000.00	-	-	0.0%	10,000,000.00		
016200200100 - State Emergency Management	Establishment of Ramadan Palliative Centers for the distribution of Foods Items	2,500,000,000.00	-	-	0.0%	2,500,000,000.00		
016200200100 - State Emergency Management	Poverty Alleviation and Household Support Project through Empowerment Projects	1,892,000,000.00	416,977,700.00	416,977,700.00	22.0%	1,475,022,300.00		
021500100100 - Ministry of Agriculture & Natural	Purchase of Agricultural Equipment for Buffer Stock	450,000,000.00	-	-	0.0%	450,000,000.00		
021500100100 - Ministry of Agriculture & Natural	Purchase of Computer Laptops	5,000,000.00	-	-	0.0%	5,000,000.00		
021500100100 - Ministry of Agriculture & Natural	Development of Digital Platform	5,000,000.00	-	-	0.0%	5,000,000.00		
021500100100 - Ministry of Agriculture & Natural	Procurement of Safety Equipment's for the Control of Field Pest (Quilleabirds & Termites)	50,000,000.00	-	-	0.0%	50,000,000.00		
021500100100 - Ministry of Agriculture & Natural	Purchase of 3no. Drones for Pest Control	60,000,000.00	-	-	0.0%	60,000,000.00		
021500100100 - Ministry of Agriculture & Natural	Development of Crop Rehabilitation in Collaboration with FMAN	3,000,000,000.00	-	3,000,000,000.00	100.0%	-		
021500100100 - Ministry of Agriculture & Natural	Purchase of Breeders, Certified Seeds, Dry season Wheat and Rice Production Programme	1,000,000,000.00	-	-	0.0%	1,000,000,000.00		
021500100100 - Ministry of Agriculture & Natural	Development of Raining and Irrigation Infrastructure to Support Cassava Farming and Production	520,000,000.00	-	-	0.0%	520,000,000.00		
021500100100 - Ministry of Agriculture & Natural	Development of Plants to Produce Date Based Production and Packaging	2,500,000,000.00	-	-	0.0%	2,500,000,000.00		
021500100100 - Ministry of Agriculture & Natural	Establishment of Agricultural Inputs Centers for Crop Multiplication Project	19,000,000,000.00	8,366,607,625.00	8,491,607,625.00	44.7%	10,508,392,375.00		
021500100100 - Ministry of Agriculture & Natural	Renovation of Agricultural Mechanisation Workshop, Hadejia	200,000,000.00	-	-	0.0%	200,000,000.00		
021500100100 - Ministry of Agriculture & Natural	Renovation of 3no. Veterinary Clinic at Gumel, Jahun and Ringim	200,000,000.00	-	-	0.0%	200,000,000.00		
021500100100 - Ministry of Agriculture & Natural	Construction of Fams Mechanization Centre across the State	5,000,000,000.00	-	-	0.0%	5,000,000,000.00		
021500100100 - Ministry of Agriculture & Natural	Procurement of Tractors and other Agricultural Equipment's	8,000,000,000.00	98,744,627.00	1,159,351,774.10	14.5%	6,840,648,225.90		
021500100100 - Ministry of Agriculture & Natural	State Livestock Health and Vaccination Program	35,000,000.00	-	-	0.0%	35,000,000.00		
021500100100 - Ministry of Agriculture & Natural	Control and Containment of Sporadic animal disease outbreak	10,000,000.00	-	-	0.0%	10,000,000.00		
021500100100 - Ministry of Agriculture & Natural	Clinical Staff Development and Professionalism Enhancement Project	5,000,000.00	-	-	0.0%	5,000,000.00		
021500100100 - Ministry of Agriculture & Natural	Rehabilitation of 1No. LIBC Gumel, Bimiwa and Kazaure	250,000,000.00	-	1,576,000.00	0.6%	248,424,000.00		
021500100100 - Ministry of Agriculture & Natural	Poverty Alleviation through Goat Breeding Micro Credit Scheme Programme	150,000,000.00	-	-	0.0%	150,000,000.00		
021500100100 - Ministry of Agriculture & Natural	Construction of Abattoirs in some selected Locations	100,000,000.00	-	-	0.0%	100,000,000.00		
021500100100 - Ministry of Agriculture & Natural	Procurement of 3no. Motorcycle for the conduct of Annual Fishing Festival	3,000,000.00	-	-	0.0%	3,000,000.00		
021500100100 - Ministry of Agriculture & Natural	Procurement of 12no. Water Pump	5,000,000.00	-	-	0.0%	5,000,000.00		
021500100100 - Ministry of Agriculture & Natural	Procurement of 4no. Sewing Machine	5,000,000.00	-	-	0.0%	5,000,000.00		
021500100100 - Ministry of Agriculture & Natural	Restocking of 3No water bodies across the state bodies	50,000,000.00	-	-	0.0%	50,000,000.00		
021500100100 - Ministry of Agriculture & Natural	Procurement of fishing gears and canoe for 2no. of registered fishermen cooperative society across the state	10,000,000.00	-	-	0.0%	10,000,000.00		
021500100100 - Ministry of Agriculture & Natural	Capacity Building on Meat Inspection and Hide & Skin to Communities	10,000,000.00	-	-	0.0%	10,000,000.00		
021500100100 - Ministry of Agriculture & Natural	Capacity Building on Meat Inspection and Hide Skin to Stake holders	10,000,000.00	-	-	0.0%	10,000,000.00		
021500100100 - Ministry of Agriculture & Natural	Procurement and distribution of meat inspection equipment	30,000,000.00	-	-	0.0%	30,000,000.00		
021500100100 - Ministry of Agriculture & Natural	Capacity Building of stakeholder on Avian Influenza Control	5,000,000.00	-	-	0.0%	5,000,000.00		
021500100100 - Ministry of Agriculture & Natural	Conduct of Survey Sample collection and laboratory analysis	10,000,000.00	-	-	0.0%	10,000,000.00		
021500100100 - Ministry of Agriculture & Natural	Field crop protection earmark for the control of crop per of red birds quiler, stem borer e.t.c	300,000,000.00	-	-	0.0%	300,000,000.00		
021500100100 - Ministry of Agriculture & Natural	Establishment of Jigawa Agricultural Commodity Exchange	100,000,000.00	-	-	0.0%	100,000,000.00		
021500100100 - Ministry of Agriculture & Natural	Rehabilitation of surface irrigation scheme for 6no. irrigation project at Abir, Damsu, Kafin-Gana, Jekarade	300,000,000.00	-	-	0.0%	300,000,000.00		
021500100100 - Ministry of Agriculture & Natural	Provision for the conduct of 2024 State Agric Shows - agricultural equipment and product exhibition.	50,000,000.00	-	-	0.0%	50,000,000.00		
021510200100 - Jigawa State Agricultural & Rural	Purchase of agricultural equipment for Cluster farming program and commercial support activities across all	1,260,000,000.00	156,090,000.00	156,090,000.00	12.4%	1,103,910,000.00		
021510200100 - Jigawa State Agricultural & Rural	Renovation of JARDA Zone III Zonal Office	82,000,000.00	-	-	0.0%	82,000,000.00		
021510200100 - Jigawa State Agricultural & Rural	Capacity building of 1785 Extension Workers and Lead Farmers	200,000,000.00	-	-	0.0%	200,000,000.00		

Jigawa State Government Budget Performance Report 2025 Q2 - Capital Expenditure by Project

Administrative Code and Description	Project Description	2025 Original Budget	2025 Q2 Performance	2025 Performance Year to Date (Q1-Q2)	% Performance Year to Date against 2025 Original Budget	Balance (against Original Budget)	HOPE-GOV Tagging	Climate Expenditure Tagging
021510200100 - Jigawa State Agricultural & Rural	Provision of Early Maturing Seed as part of Contingency Plan for natural Flood Disaster, Drought and Dry-	50,000,000.00	-	-	0.0%	50,000,000.00		
021510200100 - Jigawa State Agricultural & Rural	Climate Smart Agricultural Cluster Irrigation in partnership Project Supported by (FCDO/PropCom+)	100,000,000.00	-	-	0.0%	100,000,000.00		
021510200100 - Jigawa State Agricultural & Rural	Procurement of Digital Extension Equipment to support Development of Digital Solution under ATA	100,000,000.00	-	-	0.0%	100,000,000.00		
021510200100 - Jigawa State Agricultural & Rural	Capacity building on Food & Nutrition for women on food processing and fortification	28,000,000.00	-	-	0.0%	28,000,000.00		
021510200100 - Jigawa State Agricultural & Rural	Procurement of utensils for the food demonstration	7,000,000.00	-	-	0.0%	7,000,000.00		
021510200100 - Jigawa State Agricultural & Rural	Construction of Fortified Grain Processing Plant and Distribution Fortified Grain for Initiative	5,000,000.00	-	-	0.0%	5,000,000.00		
021510200100 - Jigawa State Agricultural & Rural	Establishment of 10no. Home gardens and 2no. School gardens in each senatorial zone	100,000,000.00	-	-	0.0%	100,000,000.00		
021510200100 - Jigawa State Agricultural & Rural	Construction of Solar powered-based Irrigation Scheme in Dry Land Areas (Gagarawa, Gumel and Sule-	600,000,000.00	-	-	0.0%	600,000,000.00		
021510200100 - Jigawa State Agricultural & Rural	Procurement of 1,185no. TVS Motorcycles for JARDA J-Agro extension workers under Revolving Programme	1,300,000,000.00	-	-	0.0%	1,300,000,000.00		
021510200100 - Jigawa State Agricultural & Rural	Development of JARDA M&E Unit	15,000,000.00	-	-	0.0%	15,000,000.00		
021510200100 - Jigawa State Agricultural & Rural	Establishment of ICT Unit	10,000,000.00	-	-	0.0%	10,000,000.00		
021510200100 - Jigawa State Agricultural & Rural	procurement of 1no. LaserJet printers	1,500,000.00	-	-	0.0%	1,500,000.00		
021510200100 - Jigawa State Agricultural & Rural	Procurement of 10no. Laptop Computers	10,000,000.00	-	-	0.0%	10,000,000.00		
021510200100 - Jigawa State Agricultural & Rural	Renovation of JARDA PMU Laboratory	40,000,000.00	-	-	0.0%	40,000,000.00		
021510200100 - Jigawa State Agricultural & Rural	Procurement of Office Equipment and Learning Resources for 3 number renovated Agric Skills Centres	50,000,000.00	-	-	0.0%	50,000,000.00		
021510200100 - Jigawa State Agricultural & Rural	Establishment Farm and Farmer Registration System Using GIS	70,000,000.00	-	-	0.0%	70,000,000.00		
021510200100 - Jigawa State Agricultural & Rural	Provision for conducting the review of the State Agric policy on Special Agro-Industrial Processing Zones	70,000,000.00	-	-	0.0%	70,000,000.00		
021510200100 - Jigawa State Agricultural & Rural	Repairs of utility vehicles	10,000,000.00	-	-	0.0%	10,000,000.00		
021510200100 - Jigawa State Agricultural & Rural	Procurement of 1no. Toyota Hilux	70,000,000.00	-	-	0.0%	70,000,000.00		
021510200100 - Jigawa State Agricultural & Rural	Rehabilitation of Metrological Centres in 27 LGAs	30,000,000.00	-	-	0.0%	30,000,000.00		
021510200100 - Jigawa State Agricultural & Rural	Production Artemisia Grass at two pilot areas	5,000,000.00	-	-	0.0%	5,000,000.00		
021510200100 - Jigawa State Agricultural & Rural	Crop Production capturing survey	30,000,000.00	-	-	0.0%	30,000,000.00		
021510200100 - Jigawa State Agricultural & Rural	Procurement of Livestock's to support Women, Youth and Vulnerable for self-reliance enhancement under	800,000,000.00	-	-	0.0%	800,000,000.00		
021510200100 - Jigawa State Agricultural & Rural	Capacity Building on Entrepreneurship Skills under Fadama III Development Project (World Bank) -	20,000,000.00	11,494,760.39	11,494,760.39	57.5%	8,505,239.61		
021510200100 - Jigawa State Agricultural & Rural	Procurement of Agricultural Inputs to Support Farmers and Others under Fadama III Development Project	2,680,000,000.00	-	261,180,721.50	9.7%	2,418,819,278.50		
021510200100 - Jigawa State Agricultural & Rural	Rehabilitation of irrigation schemes; productivity Improvement and Value Chain development under	200,000,000.00	-	-	0.0%	200,000,000.00		
021510200100 - Jigawa State Agricultural & Rural	Rehabilitation of Rural Feeder Road under Integrated Agriculture & Rural Development Project (Islamic Dev.	200,000,000.00	-	-	0.0%	200,000,000.00		
021510200100 - Jigawa State Agricultural & Rural	Micro Enterprise development facility; microfinance support to small-scale Agriculture and Rural income	200,000,000.00	-	-	0.0%	200,000,000.00		
021510200100 - Jigawa State Agricultural & Rural	Capacity Development on the small-scale Agriculture under Integrated Agriculture & Rural Development	70,000,000.00	-	-	0.0%	70,000,000.00		
021510200100 - Jigawa State Agricultural & Rural	Implementation of Sasakawa Agricultural Support Programme - Sasakawa Agricultural Support Projects	56,000,000.00	9,416,000.00	15,329,000.00	27.4%	40,671,000.00		
021510200100 - Jigawa State Agricultural & Rural	Construction of 1270Ha Irrigation Schemes at Auyo, Miga and Gwaram LGAs	1,103,000,000.00	429,225,557.31	494,953,335.43	44.9%	608,046,664.57		
021510200100 - Jigawa State Agricultural & Rural	Construction of 44.50km Lateritic road in Gwaram, Miga and Kafin Hausa LGAs	44,000,000.00	-	-	0.0%	44,000,000.00		
021510200100 - Jigawa State Agricultural & Rural	Capacity Buding for women on food processing and fortification	15,000,000.00	-	-	0.0%	15,000,000.00		
021510200100 - Jigawa State Agricultural & Rural	Procurement of Food Demonstration Equipment for Nutritional Benefits of Various Foods	30,000,000.00	-	-	0.0%	30,000,000.00		
021510200100 - Jigawa State Agricultural & Rural	Horticultural crop developing promotion of economic trees of date palm, mango and cashews	100,000,000.00	-	-	0.0%	100,000,000.00		
021510200100 - Jigawa State Agricultural & Rural	Development of livestock productivity, resilience and commercialization of selected value chains and to	70,000,000.00	-	-	0.0%	70,000,000.00		
021510200100 - Jigawa State Agricultural & Rural	International Fund for Agricultural Development (IFAD)-Value Chain in Northern Nigeria Project	1,700,000,000.00	-	-	0.0%	1,700,000,000.00		
021510300100 - Jigawa Agricultural Transformation	Funding for Jigawa State Model Agricultural Commercial Clusters for Commercial Farming piloting Rice,	250,000,000.00	-	-	0.0%	250,000,000.00		
021510300100 - Jigawa Agricultural Transformation	Extension Modernization through Development of Jigawa Digital Agricultural Technology Solutions	150,000,000.00	-	-	0.0%	150,000,000.00		
021510300100 - Jigawa Agricultural Transformation	Seed System Strengthening for the Development of Jigawa State Seed Sector Development Strategy,	500,000,000.00	-	-	0.0%	500,000,000.00		
021510300100 - Jigawa Agricultural Transformation	Jigawa Smallholder Irrigation Development for the piloting Ethiopia Micro, Small and Cluster Irrigation and	350,000,000.00	-	-	0.0%	350,000,000.00		
021510300100 - Jigawa Agricultural Transformation	climate smart smallholder solar-based irrigation schemes of about 4-5ha size to cater for 20-25 youths	300,000,000.00	-	-	0.0%	300,000,000.00		
021510300100 - Jigawa Agricultural Transformation	Designing digital platforms for e-inputs voucher system	10,000,000.00	-	-	0.0%	10,000,000.00		
021510300100 - Jigawa Agricultural Transformation	Procurement of Tablets Smart Phones	30,000,000.00	-	-	0.0%	30,000,000.00		
021510300100 - Jigawa Agricultural Transformation	Capacity building of suppliers, farmers, programme managers and financial institutions	10,000,000.00	-	-	0.0%	10,000,000.00		
021510300100 - Jigawa Agricultural Transformation	Electrification connection	50,000,000.00	-	-	0.0%	50,000,000.00		
021510300100 - Jigawa Agricultural Transformation	Construction Water Supply	20,000,000.00	-	-	0.0%	20,000,000.00		
021510300100 - Jigawa Agricultural Transformation	Establishment Waster Management System	20,000,000.00	-	-	0.0%	20,000,000.00		
021510300100 - Jigawa Agricultural Transformation	Construction of office and Other Institutional Structures to support geoprocessing	150,000,000.00	-	-	0.0%	150,000,000.00		
021510300100 - Jigawa Agricultural Transformation	Procurement of Agricultural Equipment and Machines for Wheat value chain, Sesame Value Chain, Hibiscus	820,000,000.00	-	-	0.0%	820,000,000.00		
021510300100 - Jigawa Agricultural Transformation	support the implementation of Rice and Wheat Millionaire Programme	200,000,000.00	-	-	0.0%	200,000,000.00		
021510300100 - Jigawa Agricultural Transformation	Agripreneurship Development Programme	50,000,000.00	-	-	0.0%	50,000,000.00		
021510300100 - Jigawa Agricultural Transformation	Remodelling of farmer training centers with modern/smart agriculture kits including curriculum development	350,000,000.00	-	-	0.0%	350,000,000.00		

Jigawa State Government Budget Performance Report 2025 Q2 - Capital Expenditure by Project

Administrative Code and Description	Project Description	2025 Original Budget	2025 Q2 Performance	2025 Performance Year to Date (Q1-Q2)	% Performance Year to Date against 2025 Original Budget	Balance (against Original Budget)	HOPE-GOV Tagging	Climate Expenditure Tagging
021510300100 - Jigawa Agricultural Transformation	Agriculture Support Programme targeting Scaling of Processing and Value Addition Enterprises among	100,000,000.00	-	-	0.0%	100,000,000.00		
021510300100 - Jigawa Agricultural Transformation	Supporting 10no. MSMEs to transition into private sector extension service providers	120,000,000.00	-	-	0.0%	120,000,000.00		
021510300100 - Jigawa Agricultural Transformation	Establishment of Home Soil-Based Farming Initiative (Hydroponic Farming)	208,000,000.00	-	-	0.0%	208,000,000.00		
021510300100 - Jigawa Agricultural Transformation	Rural Financing Services and Electronic Receipt System	27,000,000.00	-	-	0.0%	27,000,000.00		
021510300100 - Jigawa Agricultural Transformation	Construction of Warehouses at some selected location across the State	80,000,000.00	-	-	0.0%	80,000,000.00		
021510300100 - Jigawa Agricultural Transformation	Natural Bull Mounting and Artificial Insemination Project in all 27 LGAs across the State partnership with	1,024,000,000.00	-	-	0.0%	1,024,000,000.00		
021510300100 - Jigawa Agricultural Transformation	Start-up Jigawa Agriculture Youth and Women Entrepreneurship Centres/Skill Development Centre	302,000,000.00	-	-	0.0%	302,000,000.00		
021510300100 - Jigawa Agricultural Transformation	Piloting 255ha pasture and ranching programme in collaboration with Naturelle	1,601,000,000.00	-	-	0.0%	1,601,000,000.00		
021510300100 - Jigawa Agricultural Transformation	Production and export of Agricultural Products (sesame, soybean and hibiscus)	250,000,000.00	-	-	0.0%	250,000,000.00		
021510300100 - Jigawa Agricultural Transformation	Develop a Rice, Wheat and Irrigation Development Strategy for the Improvement of Agricultural Investment	50,000,000.00	-	-	0.0%	50,000,000.00		
021510300100 - Jigawa Agricultural Transformation	Comprehensive Monitoring, Evaluation and Learning Strategy	5,000,000.00	-	-	0.0%	5,000,000.00		
021510300100 - Jigawa Agricultural Transformation	Development of Jigawa Irrigation Master Plan and Strengthen Institutional Capacity Initiative	5,000,000.00	-	-	0.0%	5,000,000.00		
021510300100 - Jigawa Agricultural Transformation	Redesigning and rehabilitation of Kuda Dam, Dembo Dam and Hayin Warde Dam for the Irrigation	3,137,000,000.00	-	-	0.0%	3,137,000,000.00		
021510300100 - Jigawa Agricultural Transformation	Rehabilitation and Expansion of Commercial Irrigation Schemes 1200ha Irrigation Scheme in Auyo, Miga and	1,900,000,000.00	-	-	0.0%	1,900,000,000.00		
021510300100 - Jigawa Agricultural Transformation	Purchase of office building for the agency	250,000,000.00	-	-	0.0%	250,000,000.00		
021510300100 - Jigawa Agricultural Transformation	Renovation of acquired office space	70,000,000.00	-	-	0.0%	70,000,000.00		
021510300100 - Jigawa Agricultural Transformation	Furnishing of acquired office space	130,000,000.00	-	-	0.0%	130,000,000.00		
021510300100 - Jigawa Agricultural Transformation	Procurement of 3no. Hilux	240,000,000.00	-	-	0.0%	240,000,000.00		
021510300100 - Jigawa Agricultural Transformation	Procurement of 30no. Computers	45,000,000.00	-	-	0.0%	45,000,000.00		
021510300100 - Jigawa Agricultural Transformation	Procurement of 5no. Printers	6,000,000.00	-	-	0.0%	6,000,000.00		
021510300100 - Jigawa Agricultural Transformation	Procurement of 3no. Photocopy Machines	5,600,000.00	-	-	0.0%	5,600,000.00		
021510300100 - Jigawa Agricultural Transformation	Procurement and Installations Digital teleconference	43,400,000.00	-	-	0.0%	43,400,000.00		
021510300100 - Jigawa Agricultural Transformation	Construction of Link Access Road for Jigawa Mini SAPZ	300,000,000.00	-	-	0.0%	300,000,000.00		
021511500100 - Farmers and Herdsman Board	Demarcation of 50,000 Hectares Grazing Reserve and 5,000 km of Cattle routes across the state and	350,000,000.00	-	-	0.0%	350,000,000.00		
021511500100 - Farmers and Herdsman Board	Provision of 10no. solar powered water supply Scheme	100,000,000.00	-	-	0.0%	100,000,000.00		
021511500100 - Farmers and Herdsman Board	Conversion of 10no. windmills into solar powered water supply Scheme	50,000,000.00	-	-	0.0%	50,000,000.00		
021511500100 - Farmers and Herdsman Board	Monitoring & Evaluation -Task Force for the conflict resolutions in Collaborations with NGO's, Private Sectors	20,000,000.00	-	-	0.0%	20,000,000.00		
021511500100 - Farmers and Herdsman Board	National Animal Traceability Project under National Livestock Transformation Plan (300,000 Cattle's)	200,000,000.00	-	-	0.0%	200,000,000.00		
021511500100 - Farmers and Herdsman Board	Additional of 3no. solar powered watering scheme in Animari Grazing reserve; Zinder, Niger Republic -	100,000,000.00	-	-	0.0%	100,000,000.00		
021511500100 - Farmers and Herdsman Board	Conflict resolution among farmers / pastoralist	30,000,000.00	-	-	0.0%	30,000,000.00		
021511500100 - Farmers and Herdsman Board	Human Capacity Development for the Herdsmen and Farmers on Conflict Resolution and Peacekeeping	10,000,000.00	-	-	0.0%	10,000,000.00		
022000100100 - Ministry of Finance	Installation of solar power to power E-transaction officers	40,000,000.00	-	-	0.0%	40,000,000.00		
022000100100 - Ministry of Finance	Annual Software Infrastructure Upgrade with Oracle Solutions	100,000,000.00	-	-	0.0%	100,000,000.00		
022000100100 - Ministry of Finance	Upgrade of SIMIS Infrastructure	100,000,000.00	-	-	0.0%	100,000,000.00		
022000100100 - Ministry of Finance	Purchase of essential office equipment and furniture/partitioning of offices	100,000,000.00	-	-	0.0%	100,000,000.00		
022000100100 - Ministry of Finance	Re-investment / Recapitalization to Jigawa Saving & Loans, Micro Finance Banks, Loans to State-owned	2,645,000,000.00	-	-	0.0%	2,645,000,000.00		
022000100100 - Ministry of Finance	Establishment of Micro Finance Banks across the 27 LGAs	1,000,000,000.00	-	-	0.0%	1,000,000,000.00		
022000100100 - Ministry of Finance	Additional payment for purchase of Khadija University	6,425,000,000.00	-	-	0.0%	6,425,000,000.00		
022000100100 - Ministry of Finance	Dantata & Sawoe Investment (shares)	700,000,000.00	-	-	0.0%	700,000,000.00		
022000100100 - Ministry of Finance	Capital Investment with KEDCO	1,230,000,000.00	-	-	0.0%	1,230,000,000.00		
022000100100 - Ministry of Finance	Capital Investment with Solar panel production company	4,000,000,000.00	-	-	0.0%	4,000,000,000.00		
022000100100 - Ministry of Finance	Jigawa State Independent Power Supply Company 100MWT	4,500,000,000.00	-	-	0.0%	4,500,000,000.00		
022000100100 - Ministry of Finance	Establishment of E-Documentation	200,000,000.00	-	-	0.0%	200,000,000.00		
022000100100 - Ministry of Finance	Purchase of 2no. Motor vehicle (Toyota Jeep) for A.G and Permanent Secretary	150,000,000.00	-	-	0.0%	150,000,000.00		
022000100100 - Ministry of Finance	Purchase of 7no. Motorcycle	15,000,000.00	-	-	0.0%	15,000,000.00		
022000100100 - Ministry of Finance	Development of Salary Centre	300,000,000.00	-	-	0.0%	300,000,000.00		
022000700300 - Debt Management Unit	Repayment/Settlement of Contractual Liabilities for Capital Projects	1,000,000,000.00	8,650,000.00	8,650,000.00	0.9%	991,350,000.00		
022000700400 - Directorate of Salary and Pension	Upgrading of Salary Payroll Software	7,000,000.00	-	-	0.0%	7,000,000.00		
022000700400 - Directorate of Salary and Pension	Purchase of (15no.) Inverter Batteries and solar panel	13,000,000.00	-	-	0.0%	13,000,000.00		
022000800100 - Jigawa State Internal Revenue	Procurement of 11no. motorcycles for Internal Revenue Service Headquarter & Area Office	15,000,000.00	-	-	0.0%	15,000,000.00		
022000800100 - Jigawa State Internal Revenue	Producing of plate number (revolving funds)	40,000,000.00	-	-	0.0%	40,000,000.00		
022000800100 - Jigawa State Internal Revenue	Purchase of 10no. Computer Laptop	10,000,000.00	-	-	0.0%	10,000,000.00		
022000800100 - Jigawa State Internal Revenue	Acquisition of E-Banking Transaction Database Software	10,000,000.00	-	-	0.0%	10,000,000.00		

Jigawa State Government Budget Performance Report 2025 Q2 - Capital Expenditure by Project

Administrative Code and Description	Project Description	2025 Original Budget	2025 Q2 Performance	2025 Performance Year to Date (Q1-Q2)	% Performance Year to Date against 2025 Original Budget	Balance (against Original Budget)	HOPE-GOV Tagging	Climate Expenditure Tagging
022000800100 - Jigawa State Internal Revenue	Renovation of JIRS Area Offices	20,000,000.00	-	-	0.0%	20,000,000.00		
022000800100 - Jigawa State Internal Revenue	Development and Upgrade of JIRS Websites	40,000,000.00	-	-	0.0%	40,000,000.00		
022000800100 - Jigawa State Internal Revenue	Development of JIRS Software	60,000,000.00	-	-	0.0%	60,000,000.00		
022200100100 - Ministry of Commerce, Industries and	Cooperative member Capacity Building involving 2000 members	30,000,000.00	690,000.00	690,000.00	2.3%	29,310,000.00		
022200100100 - Ministry of Commerce, Industries and	Creation of 50,000 New Jobs Through Support to Small and Medium Enterprises under JCARES Programme	1,500,000,000.00	-	-	0.0%	1,500,000,000.00		
022200100100 - Ministry of Commerce, Industries and	Procurement for 27no. Laptop Computers for co-operative database	19,440,000.00	-	-	0.0%	19,440,000.00		
022200100100 - Ministry of Commerce, Industries and	Conduct of Survey for SMEs Data Update	20,000,000.00	-	-	0.0%	20,000,000.00		
022200100100 - Ministry of Commerce, Industries and	Capacity Building of SMEs on record / book keeping and E-Commerce.	12,000,000.00	-	-	0.0%	12,000,000.00		
022200100100 - Ministry of Commerce, Industries and	Procurement of 1no. Hilux 2022 model - N50.0 million;	50,000,000.00	-	-	0.0%	50,000,000.00		
022200100100 - Ministry of Commerce, Industries and	Renovation of EPZ Buildings and other Structures -	20,000,000.00	26,770,352.43	26,770,352.43	133.9%	- 6,770,352.43		
022200100100 - Ministry of Commerce, Industries and	Payment of Operating License 2023/2024 and Operational Guideline - N115.0 million;	115,000,000.00	-	11,052,600.00	9.6%	103,947,400.00		
022200100100 - Ministry of Commerce, Industries and	Development of promotional Brochure, Handbills, Journals and Advertisement	10,000,000.00	-	-	0.0%	10,000,000.00		
022200100100 - Ministry of Commerce, Industries and	Construction of 4no. New Stores at EPZ	700,000,000.00	-	1,500,000.00	0.2%	698,500,000.00		
022200100100 - Ministry of Commerce, Industries and	Construction of 6no. Blocks of 8no. Shops and stall at Babura, Kanya Babba and Malam-Madori markets	40,000,000.00	75,713,683.03	75,713,683.03	189.3%	- 35,713,683.03		
022200100100 - Ministry of Commerce, Industries and	Construction of Well fence and Segmentation of Gujungu and Sara Markets	50,000,000.00	72,816,308.84	72,816,308.84	145.6%	- 22,816,308.84		
022200100100 - Ministry of Commerce, Industries and	Construction of 3no. Blocks and Stall at kijawal and Hadejia fish market	40,000,000.00	-	-	0.0%	40,000,000.00		
022200100100 - Ministry of Commerce, Industries and	Remodeling of Kafin Hausa Market-	400,000,000.00	-	-	0.0%	400,000,000.00		
022200100100 - Ministry of Commerce, Industries and	Construction of 3no. Block of 10no. Compartment public toilet with dressing room at Kufsa, Babura, Sara	100,000,000.00	-	-	0.0%	100,000,000.00		
022200100100 - Ministry of Commerce, Industries and	Procurement of Motor vehicle (Hilux)	40,000,000.00	-	-	0.0%	40,000,000.00		
022200100100 - Ministry of Commerce, Industries and	Procurement of 2no. Motor Cyycles	4,000,000.00	-	-	0.0%	4,000,000.00		
022200100100 - Ministry of Commerce, Industries and	Construction of 3no. New Modern Markets at Dutse, Hadejia and Maigatari	5,000,000,000.00	-	12,900,000.00	0.3%	4,987,100,000.00		
022200100100 - Ministry of Commerce, Industries and	Development of Farm Centre Plot for the Construction of 1,000 units of Shops at Kano	4,000,000,000.00	-	-	0.0%	4,000,000,000.00		
022200100100 - Ministry of Commerce, Industries and	Monitoring and evaluation Consumer Protection Committee Activities	76,400,000.00	39,523,125.00	39,523,125.00	51.7%	36,876,875.00		
022200100100 - Ministry of Commerce, Industries and	Construction of Dutse Tourist Transit Camp.	200,000,000.00	-	-	0.0%	200,000,000.00		
022200100100 - Ministry of Commerce, Industries and	Procurement of 1no. 32 sitter excursion Bus	51,500,000.00	-	-	0.0%	51,500,000.00		
022200100100 - Ministry of Commerce, Industries and	Procurement of Tourism Promotional Audiovisual equipment, digital video camera, binoculars etc.	7,000,000.00	-	-	0.0%	7,000,000.00		
022200100100 - Ministry of Commerce, Industries and	Production of tourist guide books and folders	5,000,000.00	-	-	0.0%	5,000,000.00		
022200100100 - Ministry of Commerce, Industries and	Establishment of Mobile Zoo at Dutse during Sallah celebration	9,500,000.00	-	-	0.0%	9,500,000.00		
022200100100 - Ministry of Commerce, Industries and	Architectural Design and Bill of quantity - Gumel Horse/Camel racing stadium	4,000,000.00	-	-	0.0%	4,000,000.00		
022200100100 - Ministry of Commerce, Industries and	Development of Baturiya Birds Sanctuary	4,000,000.00	-	-	0.0%	4,000,000.00		
022200100100 - Ministry of Commerce, Industries and	Procurement of Tourism Exhibition Equipment	5,000,000.00	-	-	0.0%	5,000,000.00		
022200100100 - Ministry of Commerce, Industries and	State Participation at Kaduna International Trade Fair	4,280,000.00	-	-	0.0%	4,280,000.00		
022200100100 - Ministry of Commerce, Industries and	Upgrade of E-Registration of Business Premises	5,400,000.00	-	-	0.0%	5,400,000.00		
022200100100 - Ministry of Commerce, Industries and	Participation of Regional Fairs and Other Local Fairs in Collaboration with State Chamber of Commerce	5,100,000.00	-	-	0.0%	5,100,000.00		
022200100100 - Ministry of Commerce, Industries and	Hosting of State Trade Fairs in Collaboration with the Chamber of Commerce at Dutse	30,700,000.00	-	-	0.0%	30,700,000.00		
022200100100 - Ministry of Commerce, Industries and	Procurement of 2no. computer Laptop	3,000,000.00	-	-	0.0%	3,000,000.00		
022200100100 - Ministry of Commerce, Industries and	Development of Zindar-Daura-Jigawa-Kano Trade Corridor including attendance and hosting of trade	10,100,000.00	-	-	0.0%	10,100,000.00		
022200100100 - Ministry of Commerce, Industries and	Establishment of Industrial Cluster Layouts	220,000,000.00	-	-	0.0%	220,000,000.00		
022200100100 - Ministry of Commerce, Industries and	Provision for the conduct of Export Promotion Council activities	255,000,000.00	-	-	0.0%	255,000,000.00		
022200100100 - Ministry of Commerce, Industries and	Construction of Market structure at Gumel market	41,000,000.00	-	-	0.0%	41,000,000.00		
022200200100 - Mineral Resources Development	Procurement of 3 units of GPS	9,000,000.00	-	-	0.0%	9,000,000.00		
022200200100 - Mineral Resources Development	Procurement of 4000 copies of mineral brochure and 1000 copies of mineral dictionary	3,300,000.00	-	-	0.0%	3,300,000.00		
022200200100 - Mineral Resources Development	Procurement of Metal Detector for Gemstones, Gold and Metallic Minerals	14,300,000.00	-	-	0.0%	14,300,000.00		
022200200100 - Mineral Resources Development	Procurement of Mineral Analyzer	20,000,000.00	-	-	0.0%	20,000,000.00		
022200200100 - Mineral Resources Development	Procurement of 10No. safety helmet, Safety boots and jackets	1,500,000.00	-	-	0.0%	1,500,000.00		
022200200100 - Mineral Resources Development	Construction of Mineral Buying centers with stalls and offices at Kiyako and Basirka in B/Kudu and Gwaram	20,000,000.00	-	-	0.0%	20,000,000.00		
022200200100 - Mineral Resources Development	Integration and formalization of Artisanal miners' group with ASM registration Three Senatorial Districts	10,000,000.00	-	-	0.0%	10,000,000.00		
022200200100 - Mineral Resources Development	Capacity Building to traditional rulers, district heads, artisanal miners and local Government councils	15,000,000.00	4,300,000.00	4,300,000.00	28.7%	10,700,000.00		
022200200100 - Mineral Resources Development	Construction of Laboratory for Mineral and soil test with equipment	29,000,000.00	-	-	0.0%	29,000,000.00		
022200300100 - Jigawa State Investment Promotion	Monitoring and Evaluation of Investment Promotion / One-Stop-Shop Support Services	150,000,000.00	-	23,863,000.00	15.9%	126,137,000.00		
022200300100 - Jigawa State Investment Promotion	Purchase of Toyota Bus for joint site inspection and joint site after visit N50.0million;	50,000,000.00	-	-	0.0%	50,000,000.00		
022700100100 - Jigawa State Agency for Youth	Development & Support to Business Cooperatives SMEs and new/existing business that will benefit from soft	360,000,000.00	-	-	0.0%	360,000,000.00		
022700100100 - Jigawa State Agency for Youth	Capacity Building of youths on ICT to start earning income with required skills under youth empowerment	300,000,000.00	-	-	0.0%	300,000,000.00		

Jigawa State Government Budget Performance Report 2025 Q2 - Capital Expenditure by Project

Administrative Code and Description	Project Description	2025 Original Budget	2025 Q2 Performance	2025 Performance Year to Date (Q1-Q2)	% Performance Year to Date against 2025 Original Budget	Balance (against Original Budget)	HOPE-GOV Tagging	Climate Expenditure Tagging
022700100100 - Jigawa State Agency for Youth	Renovation of Hatchery Centers at Dutse, Buiji, Birnin Kudu, Auyo, Hadejia, Kirikasamma, Gumel, Babura,	103,000,000.00	-	-	0.0%	103,000,000.00		
022700100100 - Jigawa State Agency for Youth	Renovation of SATCs Hadejia, Gumel Ringim, Babura Birnin Kudu, Kazaure, Dutse and Nakudu Centre	400,000,000.00	-	-	0.0%	400,000,000.00		
022700100100 - Jigawa State Agency for Youth	Creation of Plastic/Recycling Department at 3 selected SATCs.	125,000,000.00	-	-	0.0%	125,000,000.00		
022700100100 - Jigawa State Agency for Youth	Conversion of Nakudu SATC to SATC for Persons with Disabilities (PwD)	20,000,000.00	-	-	0.0%	20,000,000.00		
022700100100 - Jigawa State Agency for Youth	Construction of Trainees Hostel - Male and Female	426,000,000.00	-	-	0.0%	426,000,000.00		
022700100100 - Jigawa State Agency for Youth	Procurement of Laptop Computer and Others Devices	6,000,000.00	-	-	0.0%	6,000,000.00		
022700100100 - Jigawa State Agency for Youth	Monitoring & Evaluation of Youth Empowerment Activities	12,000,000.00	-	-	0.0%	12,000,000.00		
022700100100 - Jigawa State Agency for Youth	Procurement of Modern Skills Training Equipment	1,600,000,000.00	-	-	0.0%	1,600,000,000.00		
022700100100 - Jigawa State Agency for Youth	Procurement of 1no. Motor Vehicle (Jeep)	66,000,000.00	-	-	0.0%	66,000,000.00		
022700100100 - Jigawa State Agency for Youth	Human Skills Development and entrepreneurship development to inmate across the correctional centers in	4,900,000.00	-	-	0.0%	4,900,000.00		
022700100100 - Jigawa State Agency for Youth	Procurement and leasing of various Agricultural productions and processing equipment and machineries for	600,000,000.00	-	-	0.0%	600,000,000.00		
022700100100 - Jigawa State Agency for Youth	Capacity Development of Women on Back Yard Farm	100,000,000.00	-	-	0.0%	100,000,000.00		
022700100100 - Jigawa State Agency for Youth	Purchase of Oil Extraction Machine for 5 emirates	30,000,000.00	-	-	0.0%	30,000,000.00		
022700100100 - Jigawa State Agency for Youth	Provision of advance smart car mechatronic, computer application Capacity Building to youth across the	30,000,000.00	-	-	0.0%	30,000,000.00		
022700100100 - Jigawa State Agency for Youth	Establishment and managing of business clinics in EEYEA, Kazaure, Ringim, Gumel, Babura, Birnin Kudu,	31,000,000.00	-	-	0.0%	31,000,000.00		
022700100100 - Jigawa State Agency for Youth	Development of website portal for Skills Acquisition Centers	3,000,000.00	-	-	0.0%	3,000,000.00		
022700100100 - Jigawa State Agency for Youth	Noiler Chicken farming Capacity Development to 300 beneficiaries and settlement package	160,000,000.00	-	-	0.0%	160,000,000.00		
022700100100 - Jigawa State Agency for Youth	Capacity Building on GSM Repairs to 270 youth	94,500,000.00	-	-	0.0%	94,500,000.00		
022700100100 - Jigawa State Agency for Youth	Capacity Building on Broiler Chicken farming -	271,500,000.00	-	-	0.0%	271,500,000.00		
022700100100 - Jigawa State Agency for Youth	Implementation of Nigeria Community Action for Resilience and Economic Stimulus (NG CARES) supported	1,000,000,000.00	-	-	0.0%	1,000,000,000.00		
022700100100 - Jigawa State Agency for Youth	Provision is for the Economic empowerment to facilitate Access to support to Micro Credit and Business Start	1,000,000,000.00	-	-	0.0%	1,000,000,000.00		
022700100100 - Jigawa State Agency for Youth	Capacity Building for the Development of Entrepreneurship Skills	178,000,000.00	-	-	0.0%	178,000,000.00		
022700100100 - Jigawa State Agency for Youth	Construction of Technology Village	100,000,000.00	-	-	0.0%	100,000,000.00		
022700100100 - Jigawa State Agency for Youth	Empowerment Support to Youths, Women and Small and Medium Enterprises under 2025 Constituency	908,140,000.00	-	-	0.0%	908,140,000.00		
022700100100 - Ministry of Power and Energy	Energizing agriculture in collaboration with AfDB, UNIDO/SHP for irrigation, REA/REF and Propcom	100,000,000.00	-	32,080,000.00	32.1%	67,920,000.00		
023100100100 - Ministry of Power and Energy	Investment/Greenville Energy	50,000,000.00	-	-	0.0%	50,000,000.00		
023100100100 - Ministry of Power and Energy	Energizing primary health facilities and education in collaboration with REA/REF Abuja	50,000,000.00	-	-	0.0%	50,000,000.00		
023100100100 - Ministry of Power and Energy	Construction and Development of CNG/Auto gas Conversion Centre's	500,000,000.00	-	39,647,343.75	7.9%	460,352,656.25		
023100100100 - Ministry of Power and Energy	Construction of power generating plants	7,830,000,000.00	-	-	0.0%	7,830,000,000.00		
023100100100 - Ministry of Power and Energy	Purchase of 2No. Hilux	170,000,000.00	-	-	0.0%	170,000,000.00		
023100100100 - Ministry of Power and Energy	Conversion of Diesel Streetlight to Solar Power System, piloting with Selected 10no. LGAs	20,000,000,000.00	-	-	0.0%	20,000,000,000.00		
023100100100 - Ministry of Power and Energy	Procurement of Transformer and Installation for State Polytechnic Dutse	40,000,000.00	-	-	0.0%	40,000,000.00		
023100100100 - Ministry of Power and Energy	Electrification of GDSTC Gumel, GDSTC Babura and GDSTC K/Hausa	70,000,000.00	-	-	0.0%	70,000,000.00		
023100100100 - Ministry of Power and Energy	Renovation and Solar Power Electrification of Classrooms in all Science & Technical Schools	50,000,000.00	-	-	0.0%	50,000,000.00		
023100100100 - Ministry of Power and Energy	Electrification Services and Procurement of 2no. 500KVA Tranformer	5,000,000.00	-	-	0.0%	5,000,000.00		
023100100100 - Ministry of Power and Energy	Procurement and Installation of Solar Gadgets at SAIS Fatara Dutse	5,000,000.00	-	-	0.0%	5,000,000.00		
023100100100 - Ministry of Power and Energy	Supply and Installation of Solar Power for New laboratories at State Polytechnic for Information and	40,000,000.00	-	-	0.0%	40,000,000.00		
023100100100 - Ministry of Power and Energy	Procurement and Installation of Solar Energy Security Light at State Polytechnic for Information and	30,000,000.00	-	-	0.0%	30,000,000.00		
023100100100 - Ministry of Power and Energy	Procurement and Installation of solar gadget at Jigawa State Education Resource Agency	5,000,000.00	-	-	0.0%	5,000,000.00		
023100100100 - Ministry of Power and Energy	Supply and installation of Solar Power System to all General Hospitals in the state	100,000,000.00	-	-	0.0%	100,000,000.00		
023100100100 - Ministry of Power and Energy	Installation of Solar Street Light in 12 General Hospitals	50,000,000.00	-	-	0.0%	50,000,000.00		
023100100100 - Ministry of Power and Energy	Solarization of Specialist Hospitals Hadejia and Kazaure	50,000,000.00	-	-	0.0%	50,000,000.00		
023100100100 - Ministry of Power and Energy	Installation of Solar Street Light to Improved Security at Sara, Maigatari and Gujungu Markets	30,000,000.00	-	-	0.0%	30,000,000.00		
023100100100 - Ministry of Power and Energy	Provision of Solar Gadgets to 10no. Selected Nomadic Primary and Junior Schools	74,873,000.00	-	-	0.0%	74,873,000.00		
023100100100 - Ministry of Power and Energy	Installation of Solar Power at Jigawa Radio, Television and JTV Sub-Stations across the State	80,000,000.00	-	-	0.0%	80,000,000.00		
023100100100 - Ministry of Power and Energy	Procurement and Installation of Stand Alone Security Light at Bamaina Academy	12,000,000.00	-	-	0.0%	12,000,000.00		
023100100100 - Ministry of Power and Energy	Installation of Solar Streetlight at Khadija University Majia	30,000,000.00	-	-	0.0%	30,000,000.00		
023100100100 - Ministry of Power and Energy	Installation of Streetlights at NYSC Orientation Camp and Dutse Stadium	20,000,000.00	-	-	0.0%	20,000,000.00		
023100100100 - Ministry of Power and Energy	Repairs/Installation of Solar Street Lights at Inuwa Housing Estate, Dutse International Airport, Abubakar	800,000,000.00	-	651,458,600.00	81.4%	148,541,400.00		
023100200100 - Rural Electricity Board	New Rural electrification projects at some selected villages/towns across the State	61,500,000.00	-	-	0.0%	61,500,000.00		
023100200100 - Rural Electricity Board	Completion of on-going electrification projects across the state.	3,000,000,000.00	-	-	0.0%	3,000,000,000.00		
023100200100 - Rural Electricity Board	Upgrading Of Existing Electrification Projects - ITC Lines, TDN Lines and transformers across the state.	1,350,000,000.00	-	-	0.0%	1,350,000,000.00		
023100200100 - Rural Electricity Board	Purchase of 350KVA Generator for Deputy Governor's Residence Dutse	150,000,000.00	-	-	0.0%	150,000,000.00		

Jigawa State Government Budget Performance Report 2025 Q2 - Capital Expenditure by Project

Administrative Code and Description	Project Description	2025 Original Budget	2025 Q2 Performance	2025 Performance Year to Date (Q1-Q2)	% Performance Year to Date against 2025 Original Budget	Balance (against Original Budget)	HOPE-GOV Tagging	Climate Expenditure Tagging
023100200100 - Rural Electricity Board	Purchase of 1No Toyota Hilux as utility vehicle for the board	50,000,000.00	-	-	0.0%	50,000,000.00		
023100200100 - Rural Electricity Board	Purchase of Testing and working Equipment's	50,000,000.00	-	-	0.0%	50,000,000.00		
023100200100 - Rural Electricity Board	Electrification projects for the New Constructed Housing Estate Dutse, Hadejia, Kazaure, Gumel, Birninkudu,	1,000,000,000.00	-	-	0.0%	1,000,000,000.00		
023100300100 - Alternative Energy Agency	Continuation for the Installation of Solar Streetlight under 2023/2024 Constituency Projects - N87.0 million;	87,000,000.00	-	-	0.0%	87,000,000.00		
023100300100 - Alternative Energy Agency	Installation Township street Light at Bulangu ,Aujara, Mezan,Sankara,Gandun Sarki Hadejia,Dansure, Ringim	873,300,000.00	-	-	0.0%	873,300,000.00		
023100300100 - Alternative Energy Agency	Fabrication of 40,000units of clean cook stoves for the sustainable environment - N200.0 million;	200,000,000.00	-	115,242,687.00	57.6%	84,757,313.00		
023100300100 - Alternative Energy Agency	Replacement/Installation of 200no. standalone streetlight at some selected existing solar model villages	170,000,000.00	-	-	0.0%	170,000,000.00		
023100300100 - Alternative Energy Agency	Provision of 60Nos. solar flood light to some selected Tsangaya Schools across the State	50,000,000.00	-	-	0.0%	50,000,000.00		
023100300100 - Alternative Energy Agency	Development of M&E Data Base	5,000,000.00	-	-	0.0%	5,000,000.00		
023100300100 - Alternative Energy Agency	Solar electrification power System of 3no. remote villages, OGS policy implementation strategy (1 in each	450,000,000.00	-	-	0.0%	450,000,000.00		
023100300100 - Alternative Energy Agency	Provision of solar streetlight at some Selected Semi-Urban Towns across the State	350,000,000.00	-	-	0.0%	350,000,000.00		
023100300100 - Alternative Energy Agency	Renovation of 30no. Microenterprises Shops and Boreholes	150,000,000.00	-	-	0.0%	150,000,000.00		
023400100100 - Ministry of Works & Transport	Construction of Bridge at Kudai, S/Garin yaya	1,000,000,000.00	-	-	0.0%	1,000,000,000.00		
023400100100 - Ministry of Works & Transport	Construction of Box Culvert across the State	1,000,000,000.00	-	-	0.0%	1,000,000,000.00		
023400100100 - Ministry of Works & Transport	construction of Concrete bridge at Jekarade irrigation scheme	30,000,000.00	-	-	0.0%	30,000,000.00		
023400100100 - Ministry of Works & Transport	Upgrading Of Rural (Feeder) at Kudai-Ruru-Sakwaya with spur to Jaudi-Takur, Karkama-Yanduna, Bigidan-	20,000,000,000.00	8,610,450,936.23	8,610,450,936.23	43.1%	11,389,549,063.77		
023400100100 - Ministry of Works & Transport	Upgrading Of Rural (Feeder) at Auyo-Ayama, Kwanar Duzau Majje, SUBEB-Korau-Madobi-Shuwarin, Firji-	20,000,000,000.00	-	2,251,371,106.00	11.3%	17,748,628,894.00		
023400100100 - Ministry of Works & Transport	Road Consultancies - supervision and consultancy services of road projects across the state	1,500,000,000.00	315,549,458.84	447,354,718.84	29.8%	1,052,645,281.16		
023400100100 - Ministry of Works & Transport	Construction of Limawa - Warwade - Jidawa - Sakwaya - Dutse Road	300,000,000.00	-	-	0.0%	300,000,000.00		
023400100100 - Ministry of Works & Transport	Construction of Girimbo - Gantsa - Sara Road	500,000,000.00	-	-	0.0%	500,000,000.00		
023400100100 - Ministry of Works & Transport	Construction of State Capital Road Networks, Dutse	8,000,000,000.00	2,313,465,721.73	3,144,835,562.55	39.3%	4,855,164,437.45		
023400100100 - Ministry of Works & Transport	Construction of Township Roads across the State	15,000,000,000.00	1,285,708,501.77	2,368,556,174.77	15.8%	12,631,443,825.23		
023400100100 - Ministry of Works & Transport	Construction of Feeder Roads across the State	13,000,000,000.00	6,630,783,258.80	11,044,658,786.00	85.0%	1,955,341,214.00		
023400100100 - Ministry of Works & Transport	Renovation of Airport Infrastructure inline with MOUs Agreement	200,000,000.00	-	-	0.0%	200,000,000.00		
023400100100 - Ministry of Works & Transport	Construction of Cargo terminal phase I	800,000,000.00	113,620,000.00	113,620,000.00	14.2%	686,380,000.00		
023400100100 - Ministry of Works & Transport	Procurement of Airport operational facilities	500,000,000.00	-	-	0.0%	500,000,000.00		
023400100100 - Ministry of Works & Transport	Construction of classrooms for Training of AWS at the State driving school Birnin Kudu	30,000,000.00	-	-	0.0%	30,000,000.00		
023400100100 - Ministry of Works & Transport	Driving Range Automated Testing Centre at the State driving school Birnin Kudu	60,000,000.00	-	-	0.0%	60,000,000.00		
023400100100 - Ministry of Works & Transport	Purchase of Dual centre, simulator for the State driving school Birnin Kudu	50,000,000.00	36,671,129.00	36,671,129.00	73.3%	13,328,871.00		
023400100100 - Ministry of Works & Transport	Procurement of computers and other accessories for the State driving school Birnin Kudu	10,000,000.00	-	1,500,000.00	15.0%	8,500,000.00		
023400100100 - Ministry of Works & Transport	Purchase of Operational Vehicle for Vehicle Inspection Office Operations	60,000,000.00	-	-	0.0%	60,000,000.00		
023400100100 - Ministry of Works & Transport	Procurements of 1no. Inspection vehicle	23,000,000.00	-	-	0.0%	23,000,000.00		
023400100100 - Ministry of Works & Transport	Repairs of inspection vehicles	5,000,000.00	-	-	0.0%	5,000,000.00		
023400100100 - Ministry of Works & Transport	Procurement of Security gadgets and other Education Learning Equipment	7,000,000.00	-	-	0.0%	7,000,000.00		
023400100100 - Ministry of Works & Transport	Renovation of VIOs Zonal Office	5,000,000.00	-	-	0.0%	5,000,000.00		
023400100100 - Ministry of Works & Transport	Construction of Farun Daba - Maitsani - Ba'auzini - Kafin Chiroma - Gallu Babba - Gallu Karama - Karkama	4,000,000,000.00	-	-	0.0%	4,000,000,000.00		
023400100100 - Ministry of Works & Transport	Construction of Hadejia - Garun Gabas Road	5,000,000,000.00	1,491,521,094.00	2,623,122,892.00	52.5%	2,376,877,108.00		
023400100100 - Ministry of Works & Transport	Construction of Maigatari - Babura Road	7,000,000,000.00	-	91,626,371.55	1.3%	6,908,373,628.45		
023400100100 - Ministry of Works & Transport	Construction of Arbus - Giribobo Road	7,000,000,000.00	1,537,987,552.45	1,919,358,307.45	27.4%	5,080,641,692.55		
023400100100 - Ministry of Works & Transport	Construction of Dundubus - Yanjaji - Wangara - Gidan Maidaru Road	3,000,000,000.00	-	663,022,016.00	22.1%	2,336,977,984.00		
023400100100 - Ministry of Works & Transport	Construction of Daguma - Garin Kosau Road	200,000,000.00	-	-	0.0%	200,000,000.00		
023400100100 - Ministry of Works & Transport	Construction of Kuka Yasku - Malam Abba - Katuka - Garin Kwalandi Road	7,000,000,000.00	565,070,983.73	1,255,080,648.73	17.9%	5,744,919,351.27		
023400100100 - Ministry of Works & Transport	Construction of Kwanar Idonduna - Kadawawa - Gangawa - Nahuce - Kwanar Olayinka Road	6,000,000,000.00	2,888,125,856.00	4,175,649,163.00	69.6%	1,824,350,837.00		
023400100100 - Ministry of Works & Transport	Upgrading of surface dressing to Asphalt Overlay	12,000,000,000.00	-	-	0.0%	12,000,000,000.00		
023400100100 - Ministry of Works & Transport	Construction of Access Roads at Sule Lamido University Kafin Hausa; Jigawa State Polytechnic Dutse, GGASS	1,500,000,000.00	-	-	0.0%	1,500,000,000.00		
023400100100 - Ministry of Works & Transport	Continuation for the Construction of Uncompleted 3.5KM Road at EP2; New Constructed Housing Estates	1,479,000,000.00	-	-	0.0%	1,479,000,000.00		
023400400100 - Jigawa Roads Maintenance Agency	Repairs/Rehabilitation of failed section Zakirai -Kano/Jigawa Boarder, Ringim-Gujungu -Hadejia Road,	3,000,000,000.00	-	-	0.0%	3,000,000,000.00		
023400400100 - Jigawa Roads Maintenance Agency	Renovation of Gwaram -Basirka Main bridges	5,000,000,000.00	-	-	0.0%	5,000,000,000.00		
023400400100 - Jigawa Roads Maintenance Agency	Rehabilitation of Some Selected feeder roads across the State	600,000,000.00	-	-	0.0%	600,000,000.00		
023400400100 - Jigawa Roads Maintenance Agency	Rehabilitation failed section of regional road and Construction of bridges and major culvert	2,000,000,000.00	-	-	0.0%	2,000,000,000.00		
023400400100 - Jigawa Roads Maintenance Agency	Payment of Consultancy services for the Rehabilitation of Roads	400,000,000.00	-	-	0.0%	400,000,000.00		
023400400100 - Jigawa Roads Maintenance Agency	Repainting of black and White zebra paint within Dutse metropolis	100,000,000.00	-	-	0.0%	100,000,000.00		
023400400100 - Jigawa Roads Maintenance Agency	Repairs and rehabilitation of township road across the state	500,000,000.00	-	-	0.0%	500,000,000.00		

Jigawa State Government Budget Performance Report 2025 Q2 - Capital Expenditure by Project

Administrative Code and Description	Project Description	2025 Original Budget	2025 Q2 Performance	2025 Performance Year to Date (Q1-Q2)	% Performance Year to Date against 2025 Original Budget	Balance (against Original Budget)	HOPE-GOV Tagging	Climate Expenditure Tagging
023400400100 - Jigawa Roads Maintenance Agency	Purchase of 1nos Utility Motor Vehicles (Hilux) for Projects Inspection	100,000,000.00	-	-	0.0%	100,000,000.00		
023400400100 - Jigawa Roads Maintenance Agency	Commencement for the Construction of 1no. Block of Office Building	100,000,000.00	-	-	0.0%	100,000,000.00		
023400900100 - Fire Service Directorate	Procurement Of Fire Fighting Vehicles and Equipment	840,000,000.00	-	-	0.0%	840,000,000.00		
023400900100 - Fire Service Directorate	Refurbishing of 6no. fire truck , 2no. Hlux and Ambulance Van	30,000,000.00	-	-	0.0%	30,000,000.00		
023400900100 - Fire Service Directorate	Purchase of 3no. Laptop Computers	2,500,000.00	-	-	0.0%	2,500,000.00		
023400900100 - Fire Service Directorate	Purchase of 6no. Cameras	1,000,000.00	-	-	0.0%	1,000,000.00		
023400900100 - Fire Service Directorate	Purchase of 2no. Projector and its components	1,750,000.00	-	-	0.0%	1,750,000.00		
023400900100 - Fire Service Directorate	Purchase of 2no. Mobile generator	2,750,000.00	-	-	0.0%	2,750,000.00		
023400900100 - Fire Service Directorate	Production of fire prevention campaign Flares	2,000,000.00	-	-	0.0%	2,000,000.00		
023400900100 - Fire Service Directorate	Construction of 2no classroom attached with commandant office	18,000,000.00	-	-	0.0%	18,000,000.00		
023400900100 - Fire Service Directorate	Renovation of fire service headquarters	12,000,000.00	-	-	0.0%	12,000,000.00		
023800100100 - Ministry of Budget and Economic	Rehabilitation of Budget Conference Room - N10.0 million	10,000,000.00	-	-	0.0%	10,000,000.00		
023800100100 - Ministry of Budget and Economic	Procurement of 4no. Projectors Digital Plug and Play Model - N1.0 million;	1,000,000.00	-	-	0.0%	1,000,000.00		
023800100100 - Ministry of Budget and Economic	Procurement of 2no. M08F Portable Printer - N1.0 million;	1,000,000.00	-	-	0.0%	1,000,000.00		
023800100100 - Ministry of Budget and Economic	Conduct of Social and Economic Studies , Research & Surveys. This also include support / collaboration with	30,000,000.00	-	-	0.0%	30,000,000.00		
023800100100 - Ministry of Budget and Economic	Installation of solar power for Budget Computer Room and Other Offices	24,000,000.00	-	-	0.0%	24,000,000.00		
023800100100 - Ministry of Budget and Economic	Procurements of 7no. Computer Laptops	10,000,000.00	-	-	0.0%	10,000,000.00		
023800100100 - Ministry of Budget and Economic	Renovation and Upgrade of Budget Room to the Standard ICT Structure and Conference Room	10,000,000.00	-	-	0.0%	10,000,000.00		
023800100100 - Ministry of Budget and Economic	Upgrade of Budget IPSAS Software and Review of State Chart of Account	40,000,000.00	-	-	0.0%	40,000,000.00		
023800100100 - Ministry of Budget and Economic	Coordination and Monitoring of Sustainable Development Goals (SDG) programmes and Projects	550,000,000.00	-	-	0.0%	550,000,000.00		
023800100100 - Ministry of Budget and Economic	Development of State Social Register to achieve wider coverage for social investment programmes	200,000,000.00	-	-	0.0%	200,000,000.00		
023800100100 - Ministry of Budget and Economic	Coordination and M&E of Food and Nutrition activities across all Sectors by State Steering and Technical	10,000,000.00	-	-	0.0%	10,000,000.00		
023800100100 - Ministry of Budget and Economic	Monitoring and Evaluation of State and Public Expenditure Management Review Programme	50,000,000.00	-	-	0.0%	50,000,000.00		
023800100100 - Ministry of Budget and Economic	Procurement of office furnitures across the various department of the Ministry	20,000,000.00	-	-	0.0%	20,000,000.00		
023800100100 - Ministry of Budget and Economic	Procurement of 7no. Official Motor Vehicle (Toyota Corolla 2016 model) for Permanent Secretary and Other	29,000,000.00	-	-	0.0%	29,000,000.00		
023800100100 - Ministry of Budget and Economic	Procurement of 2No. Toyota Hilux	40,000,000.00	-	-	0.0%	40,000,000.00		
023800100100 - Ministry of Budget and Economic	Coordination and Monitoring of the Three (3) Result Areas Comprises; RA-I State Cash Transfer, Agency for	500,000,000.00	-	-	0.0%	500,000,000.00		
023800200100 - Jigawa State Bureau of Statistics	Conduct of Annual school census Survey	70,000,000.00	-	-	0.0%	70,000,000.00		
023800200100 - Jigawa State Bureau of Statistics	Conduct an Annual statistical Financial Survey	5,000,000.00	-	-	0.0%	5,000,000.00		
023800200100 - Jigawa State Bureau of Statistics	Conduct of State Agricultural structure survey	55,000,000.00	7,035,000.00	59,554,000.00	108.3%	- 4,554,000.00		
023800200100 - Jigawa State Bureau of Statistics	Purchase of motor vehicle Toyota Camry 2018 model	50,000,000.00	50,000,000.00	50,000,000.00	100.0%	-		
023800200100 - Jigawa State Bureau of Statistics	Procurement of 12 nos of Computers/Laptop	89,000,000.00	-	-	0.0%	89,000,000.00		
023800200100 - Jigawa State Bureau of Statistics	Conduct of Non-Formal Education Survey	85,000,000.00	-	-	0.0%	85,000,000.00		
023800200100 - Jigawa State Bureau of Statistics	Conduct of Bi-Annual SCCS	14,000,000.00	-	-	0.0%	14,000,000.00		
023800200100 - Jigawa State Bureau of Statistics	Capacity Building (Hand Holding)	62,000,000.00	-	-	0.0%	62,000,000.00		
023800200100 - Jigawa State Bureau of Statistics	State Workforce Compilation and Analysis	5,000,000.00	-	-	0.0%	5,000,000.00		
023800200100 - Jigawa State Bureau of Statistics	Conduct of SDG Indicator mapping	15,000,000.00	687,000.00	687,000.00	4.6%	14,313,000.00		
023800400100 - Jigawa State Residents Identity	Procurement of 3no. Toyota Hilux	210,000,000.00	-	-	0.0%	210,000,000.00		
023800400100 - Jigawa State Residents Identity	Procurement of 1no. Toyota Camry	20,000,000.00	-	-	0.0%	20,000,000.00		
023800400100 - Jigawa State Residents Identity	Procurement of 2no. Toyota Corolla	20,000,000.00	-	-	0.0%	20,000,000.00		
023800400100 - Jigawa State Residents Identity	Procurement of 4no. HP Laptop Computer	4,000,000.00	-	-	0.0%	4,000,000.00		
023800400100 - Jigawa State Residents Identity	Procurement of 2no. Printers	3,000,000.00	-	-	0.0%	3,000,000.00		
023800400100 - Jigawa State Residents Identity	Procurement of 1no. Photocopy machine	250,000.00	-	-	0.0%	250,000.00		
023800400100 - Jigawa State Residents Identity	Development of Residence Identity Management Software	80,000,000.00	-	-	0.0%	80,000,000.00		
023800400100 - Jigawa State Residents Identity	Establishment of Data Storage Facility	50,000,000.00	-	-	0.0%	50,000,000.00		
023800400100 - Jigawa State Residents Identity	Procurement of Data Capture device	92,750,000.00	-	-	0.0%	92,750,000.00		
023800400100 - Jigawa State Residents Identity	Establishment of Data Recovery and Backup device	20,000,000.00	-	-	0.0%	20,000,000.00		
023800500100 - Jigawa State Social Investment	Provision for monitoring and evaluation of the Implementation of the Social Investment programme	100,000,000.00	-	-	0.0%	100,000,000.00		
025200100100 - Ministry of Water Resources	Monitoring of implementation of Open Defecation Free (ODF) Programme for sustainability plan	5,000,000.00	-	-	0.0%	5,000,000.00		
025200100100 - Ministry of Water Resources	Climate resilience Emergencies activities in WASH to reduce risk poses to WASH sector	3,000,000.00	-	-	0.0%	3,000,000.00		
025200100100 - Ministry of Water Resources	Procurement of Water Sanitation and Hygiene Facilities to Small and Medium Enterprises	12,000,000.00	-	-	0.0%	12,000,000.00		
025200100100 - Ministry of Water Resources	Construction of water supply project and pipeline reticulations in Dutse and its environs	500,000,000.00	108,239,335.65	108,239,335.65	21.6%	391,760,664.35		
025200100100 - Ministry of Water Resources	Rehabilitation of 4No. Dams at Birnin Kudu, Dambo, Mohd Ayuba,Warwade and 2No. Reservoirs at Kafin	30,000,000.00	30,000,000.00	30,000,000.00	100.0%	-		

Jigawa State Government Budget Performance Report 2025 Q2 - Capital Expenditure by Project

Administrative Code and Description	Project Description	2025 Original Budget	2025 Q2 Performance	2025 Performance Year to Date (Q1-Q2)	% Performance Year to Date against 2025 Original Budget	Balance (against Original Budget)	HOPE-GOV Tagging	Climate Expenditure Tagging
025200100100 - Ministry of Water Resources	Rehabilitation Of Existing Dams - Excavate, Sand remove and outgrowth of shrubs from Ruwan Garai ponds,	5,000,000.00	5,000,000.00	5,000,000.00	100.0%	-		
025200100100 - Ministry of Water Resources	Extension of concrete fencing of water intake reservoir Kazaure	5,000,000.00	5,000,000.00	5,000,000.00	100.0%	-		
025200100100 - Ministry of Water Resources	Rehabilitation of Shuwarin Meteorological Station	30,000,000.00	12,257,192.11	12,257,192.11	40.9%	17,742,807.89		
025200100100 - Ministry of Water Resources	Rehabilitation of 3 river Gauge Stations at Dabi, Hadin and Marma	10,000,000.00	-	-	0.0%	10,000,000.00		
025200100100 - Ministry of Water Resources	Capacity building of State (IWRMC), NGOs & CBOs and Water Users Association	5,000,000.00	-	-	0.0%	5,000,000.00		
025200100100 - Ministry of Water Resources	Integrated Water Sanitation Policy and Implementation of Initiatives	7,000,000.00	-	-	0.0%	7,000,000.00		
025200100100 - Ministry of Water Resources	Improvement of Water Supply and Quality Control	27,500,000.00	-	-	0.0%	27,500,000.00		
025200100100 - Ministry of Water Resources	Dissemination of 2024 reviewed Water Supply, Sanitation and Hygiene (WASH) policy	5,000,000.00	-	-	0.0%	5,000,000.00		
025200100100 - Ministry of Water Resources	Procurement of 1No. Foreign Used Toyota Corolla (LE)	20,000,000.00	-	-	0.0%	20,000,000.00		
025200100100 - Ministry of Water Resources	Procurement and installation of Internet of Things (OIT) monitoring system	20,000,000.00	-	-	0.0%	20,000,000.00		
025200100100 - Ministry of Water Resources	Construction of wall fence of 3no. Water Agencies at shuwarin to prevent encroachment	100,000,000.00	-	-	0.0%	100,000,000.00		
025200100100 - Ministry of Water Resources	Capacity building of water users across the state for the sustainable power and Irrigation projects	500,000,000.00	-	-	0.0%	500,000,000.00		
025200100100 - Ministry of Water Resources	Rehabilitation of Dams at Ayama/koya and Warwade dams	2,200,000,000.00	-	-	0.0%	2,200,000,000.00		
025210200100 - Jigawa state Water Board	Procurement of various batteries ranging from 75AH to 150AH	5,000,000.00	-	-	0.0%	5,000,000.00		
025210200100 - Jigawa state Water Board	Procurement of starters, overload, contactors and chemical jointing kits	5,000,000.00	-	-	0.0%	5,000,000.00		
025210200100 - Jigawa state Water Board	Rewinding of vertical booster pumps	10,000,000.00	-	-	0.0%	10,000,000.00		
025210200100 - Jigawa state Water Board	Construction of urban sanitation and hygiene in major parks and market in urban centers. Pipe line	100,000,000.00	-	-	0.0%	100,000,000.00		
025210200100 - Jigawa state Water Board	Construction of water scheme for the newly construction Housing Estate	500,000,000.00	-	-	0.0%	500,000,000.00		
025210200100 - Jigawa state Water Board	Improvement of Water Supply Scheme In Local Govt. Headquarters	374,700,000.00	36,448,879.05	69,890,650.93	18.7%	304,809,349.07		
025210200100 - Jigawa state Water Board	Purchase of 1no. 4WD Hilux and 3nos. Utility Vehicles Toyota Model	80,000,000.00	-	-	0.0%	80,000,000.00		
025210200100 - Jigawa state Water Board	Construction of FGN-Supported 3rd-National Urban Water Sector Reform Program	20,000,000.00	-	-	0.0%	20,000,000.00		
025210200100 - Jigawa state Water Board	Reinforcement Of Birnin Kudu Regional Water Supply Schemes	10,000,000.00	-	-	0.0%	10,000,000.00		
025210200100 - Jigawa state Water Board	Reinforcement Of Kazaure Regional Water Supply Schemes	10,000,000.00	-	-	0.0%	10,000,000.00		
025210200100 - Jigawa state Water Board	Construction of New Solar Water Supply Scheme in Urban Towns	240,000,000.00	-	27,114,171.00	11.3%	212,885,829.00		
025210200100 - Jigawa state Water Board	Procurement of various capacity generator sets ranging from 40kva to 650kva	200,000,000.00	-	-	0.0%	200,000,000.00		
025210200100 - Jigawa state Water Board	Overhauling of various capacity generator sets ranging from 40kva to 650kva	150,000,000.00	-	24,098,379.50	16.1%	125,901,620.50		
025210200100 - Jigawa state Water Board	Procurement of pumping equipment, submersible pumps of various size, armored cable and flexible cables,	121,000,000.00	-	110,126,559.72	91.0%	10,873,440.28		
025210200100 - Jigawa state Water Board	Renovation of office block at Headquarters, Ringim and Gumel zones - N30.0 million.	30,000,000.00	-	16,882,683.65	56.3%	13,117,316.35		
025210200100 - Jigawa state Water Board	Conversion of Existing Motorize Boreholes & other Facilities to Solar powered schemes	100,000,000.00	-	-	0.0%	100,000,000.00		
025210200100 - Jigawa state Water Board	Procurement of 12 nos of Computers/Laptop	10,000,000.00	-	-	0.0%	10,000,000.00		
025210200100 - Jigawa state Water Board	General Water Rehabilitation at Students Hostel, Wawan Rafi and Main Staff Qtrs for Jigawa State Institute	40,000,000.00	-	-	0.0%	40,000,000.00		
025210200100 - Jigawa state Water Board	Construction of Solar Powered Water Supply Scheme in Some Selected Basic Education Schools - N150.0	150,000,000.00	-	-	0.0%	150,000,000.00		
025210200100 - Jigawa state Water Board	Conversion of Water Supply Scheme to Solar System Scheme at Bamaina Academy - N13.978 million.	13,978,000.00	-	-	0.0%	13,978,000.00		
025210300100 - Rural Water Supply and Sanitation	Procurement of Toyota Hilux 2022 Model N100.0 million;	100,000,000.00	87,075,000.00	87,075,000.00	87.1%	12,925,000.00		
025210300100 - Rural Water Supply and Sanitation	Capacity building on water sanitation and hygiene for better nutritional status of women and children	20,000,000.00	-	-	0.0%	20,000,000.00		
025210300100 - Rural Water Supply and Sanitation	Construction of 300no. Pour flush Improved Latrines at Public Places and Institutions	288,500,000.00	-	-	0.0%	288,500,000.00		
025210300100 - Rural Water Supply and Sanitation	Water Sanitation and Hygiene Promotions/Campaing	28,000,000.00	-	-	0.0%	28,000,000.00		
025210300100 - Rural Water Supply and Sanitation	PE-WASH Programme and Projects	400,000,000.00	44,806,788.07	44,806,788.07	11.2%	355,193,211.93		
025210300100 - Rural Water Supply and Sanitation	Refurbishing of 6No. Utility vehicles	20,000,000.00	-	-	0.0%	20,000,000.00		
025210300100 - Rural Water Supply and Sanitation	Procurement of 300 Meter Deep Indian Rig Machine	340,000,000.00	-	-	0.0%	340,000,000.00		
025210300100 - Rural Water Supply and Sanitation	Construction of 30 simple solar	370,000,000.00	65,913,840.00	65,913,840.00	17.8%	304,086,160.00		
025210300100 - Rural Water Supply and Sanitation	Construction of 100 hand pumps under state regular projects	270,000,000.00	51,109,264.02	51,109,264.02	18.9%	218,890,735.98		
025210300100 - Rural Water Supply and Sanitation	Conversion of 40No. hand pump boreholes to simple solar	207,000,000.00	-	-	0.0%	207,000,000.00		
025210300100 - Rural Water Supply and Sanitation	Purchase of hand pump spare parts	100,000,000.00	60,696,650.00	60,696,650.00	60.7%	39,303,350.00		
025210300100 - Rural Water Supply and Sanitation	Completion of Water facilities under the State 2023 and 2024 constituency projects	1,209,200,000.00	133,508,182.23	133,508,182.23	11.0%	1,075,691,817.77		
025210300100 - Rural Water Supply and Sanitation	Equipping of Local Area Mechanics (LAMS) under VLOM arrangement	30,000,000.00	-	-	0.0%	30,000,000.00		
025210300100 - Rural Water Supply and Sanitation	Procurement of 20 mobile toilets for temporary events and disaster relief	20,500,000.00	-	-	0.0%	20,500,000.00		
025210300100 - Rural Water Supply and Sanitation	Monitoring and Evaluation of ODP communities, public places and Institutions	30,000,000.00	-	-	0.0%	30,000,000.00		
025210300100 - Rural Water Supply and Sanitation	Capacity building of LGA WASH staff and Ward officers	5,000,000.00	-	-	0.0%	5,000,000.00		
025210300100 - Rural Water Supply and Sanitation	Capacity building of 154 existing toilet business owners (TBOs) and artisan in LGAs	5,000,000.00	-	-	0.0%	5,000,000.00		
025210300100 - Rural Water Supply and Sanitation	Identification and Capacity building of 135 pit latrine emptier across state	3,000,000.00	-	-	0.0%	3,000,000.00		
025210300100 - Rural Water Supply and Sanitation	Production of information education and communication (IEC) materials	3,000,000.00	-	-	0.0%	3,000,000.00		
025210300100 - Rural Water Supply and Sanitation	Construction and mounting of 27No. ODP bill board at strategic location across the state	10,000,000.00	-	-	0.0%	10,000,000.00		

Jigawa State Government Budget Performance Report 2025 Q2 - Capital Expenditure by Project

Administrative Code and Description	Project Description	2025 Original Budget	2025 Q2 Performance	2025 Performance Year to Date (Q1-Q2)	% Performance Year to Date against 2025 Original Budget	Balance (against Original Budget)	HOPE-GOV Tagging	Climate Expenditure Tagging
025210300100 - Rural Water Supply and Sanitation	Water quality monitoring and surveillance	5,000,000.00	-	-	0.0%	5,000,000.00		
025210300100 - Rural Water Supply and Sanitation	Identifying and mobilization of private persons for implementation of WASH PPP	5,000,000.00	-	-	0.0%	5,000,000.00		
025210300100 - Rural Water Supply and Sanitation	Construction of handpumps at some Selected Senior Secondary Schools across the state	100,000,000.00	-	-	0.0%	100,000,000.00		
025210300100 - Rural Water Supply and Sanitation	Construction of Handpumps in some Selected Basic Education Schools	30,000,000.00	-	-	0.0%	30,000,000.00		
025210300100 - Rural Water Supply and Sanitation	Provision of 10 no boreholes across Islamic Education Schools as follows: GDASS Shuwarin, GDASS Harbo	20,000,000.00	-	-	0.0%	20,000,000.00		
025210400100 - Small Town Water Supply Agency	Rehabilitation of solar powered water supply schemes	300,000,000.00	243,692,666.39	256,400,513.26	85.5%	43,599,486.74		
025210400100 - Small Town Water Supply Agency	Reinforcement /improvement of reticulation for 20 kilometer in 20 small towns	50,000,000.00	-	-	0.0%	50,000,000.00		
025210400100 - Small Town Water Supply Agency	Upgrading and Conversion of 50no. motorized water supply scheme to solar powered water supply scheme	750,000,000.00	-	409,327,134.42	54.6%	340,672,865.58		
025210400100 - Small Town Water Supply Agency	Construction of 14no. new solar powered schemes across the 7no. zones	300,000,000.00	292,853,128.96	292,853,128.96	97.6%	7,146,871.04		
025210400100 - Small Town Water Supply Agency	Completion of the Construction of Water supply Facilities under 2023/2024 constituency projects	200,000,000.00	-	-	0.0%	200,000,000.00		
025210400100 - Small Town Water Supply Agency	Commencement of Construction of Water supply Facilities under 2025 constituency projects	193,000,000.00	-	-	0.0%	193,000,000.00		
025210400100 - Small Town Water Supply Agency	STOWA Water Supply Inventory, Planning, and M & E Activities - Establish WCAs in community and several	10,000,000.00	-	-	0.0%	10,000,000.00		
025210400100 - Small Town Water Supply Agency	Capacity building of technical personals on solar based installation and maintenance	5,000,000.00	-	-	0.0%	5,000,000.00		
025210400100 - Small Town Water Supply Agency	Procurement of 1No Toyota Hilux Project vehicle and Toyota Corolla (2022 Model)	80,000,000.00	-	-	0.0%	80,000,000.00		
025210400100 - Small Town Water Supply Agency	Rehabilitation of solar powered water supply schemes	10,000,000.00	-	-	0.0%	10,000,000.00		
025210400100 - Small Town Water Supply Agency	Drilling of 20No. additional complete boreholes with accessories	41,420,000.00	-	-	0.0%	41,420,000.00		
025210400100 - Small Town Water Supply Agency	Repair of 30No. overhead tanks, generator room, fencing and land scarping	60,000,000.00	-	-	0.0%	60,000,000.00		
025210400100 - Small Town Water Supply Agency	Replacement of 100No. assorted Submersible pumps	150,000,000.00	-	-	0.0%	150,000,000.00		
025210400100 - Small Town Water Supply Agency	Overhauling of 42No assorted generators	40,000,000.00	-	-	0.0%	40,000,000.00		
025210400100 - Small Town Water Supply Agency	Construction of 10no.new overhead tanks across the 7 zones	100,000,000.00	-	-	0.0%	100,000,000.00		
025210400100 - Small Town Water Supply Agency	Procurement of assorted sizes of armored/Flexible cable	50,000,000.00	-	-	0.0%	50,000,000.00		
025210400100 - Small Town Water Supply Agency	Procurement of materials in bulk under SMEs program	100,000,000.00	-	-	0.0%	100,000,000.00		
026000100100 - Ministry of Lands, Housing, Urban &	Payments of compensation of acquired Lands and Structures for Developmental Projects Across the State.	2,000,000,000.00	-	45,561,178.25	2.3%	1,954,438,821.75		
026000100100 - Ministry of Lands, Housing, Urban &	Digitalisation of Land Registration and Land Management Information System	200,000,000.00	-	-	0.0%	200,000,000.00		
026000100100 - Ministry of Lands, Housing, Urban &	Development of layout Demarcation at Urban Centers and construction of beacons for Government acquired	50,000,000.00	-	-	0.0%	50,000,000.00		
026000100100 - Ministry of Lands, Housing, Urban &	Acquisition of Updated Topographical Maps	12,000,000.00	-	-	0.0%	12,000,000.00		
026000100100 - Ministry of Lands, Housing, Urban &	Purchase of 7no. Shelves	6,000,000.00	-	-	0.0%	6,000,000.00		
026000100100 - Ministry of Lands, Housing, Urban &	Purchase of 1no. A0 Size HP Laser Plotter	4,000,000.00	-	-	0.0%	4,000,000.00		
026000100100 - Ministry of Lands, Housing, Urban &	Re-Production of the Existing Layout Plans and Production of Intelligent sheets/map	10,000,000.00	-	-	0.0%	10,000,000.00		
026000100100 - Ministry of Lands, Housing, Urban &	Purchase of 7 sets of Frequency Differential GPS Receivers and Accessories	49,000,000.00	-	-	0.0%	49,000,000.00		
026000100100 - Ministry of Lands, Housing, Urban &	Purchase of 10no. High Specification Millimetre Accuracy Hand Held GPS Receivers	7,000,000.00	-	-	0.0%	7,000,000.00		
026000100100 - Ministry of Lands, Housing, Urban &	Purchase of DBNS License GIS and 4no. (3 user) License Antispyware Software's	3,000,000.00	-	-	0.0%	3,000,000.00		
026000100100 - Ministry of Lands, Housing, Urban &	Continuation for the Construction of digitized land Registry Block - N75.0 million;	75,000,000.00	-	-	0.0%	75,000,000.00		
026000100100 - Ministry of Lands, Housing, Urban &	Acquisition of Digital Equipment to Digitalize Land Registry and Production of Files - N80.0 million;	80,000,000.00	-	-	0.0%	80,000,000.00		
026000100100 - Ministry of Lands, Housing, Urban &	Acquisition of High Resolution Orthophoto Rectified Satellite Imagery	100,000,000.00	-	-	0.0%	100,000,000.00		
026000100100 - Ministry of Lands, Housing, Urban &	Capacity Building and Organizational Workflow for GIS Reception Settings	40,000,000.00	-	-	0.0%	40,000,000.00		
026000100100 - Ministry of Lands, Housing, Urban &	Procurement of 1no. Canon EOS 6D Mark II DSLR Camera with 24-105mm f/4LII Lens	1,000,000.00	-	-	0.0%	1,000,000.00		
026000100100 - Ministry of Lands, Housing, Urban &	Procurement of 4no. Desktop Computer	5,000,000.00	-	-	0.0%	5,000,000.00		
026000100100 - Ministry of Lands, Housing, Urban &	Upgrading of Billing System Software and Digitalization of Certificates	100,000,000.00	-	-	0.0%	100,000,000.00		
026000100100 - Ministry of Lands, Housing, Urban &	Upgrade of ArcGIS Software Licenses	4,000,000.00	-	-	0.0%	4,000,000.00		
026000100100 - Ministry of Lands, Housing, Urban &	Capacity Building on Property Tax	5,000,000.00	-	-	0.0%	5,000,000.00		
026000100100 - Ministry of Lands, Housing, Urban &	Commencement for the Construction of GIS Administrative Building	260,000,000.00	-	-	0.0%	260,000,000.00		
026000100100 - Ministry of Lands, Housing, Urban &	Construction and Development of Incubation Centres.	300,000,000.00	-	-	0.0%	300,000,000.00		
026000100100 - Ministry of Lands, Housing, Urban &	Development of Regional Master Plan	250,000,000.00	-	-	0.0%	250,000,000.00		
026000200100 - Jigawa State Housing Authority	Construction of 16No. Shops at Takur by Godiya Miyetti Housing Estate	30,000,000.00	-	-	0.0%	30,000,000.00		
026000200100 - Jigawa State Housing Authority	Conduct of House Numbering and Street Naming across the Estate at Dutse, Hadejia, Gumel, Ringim,	10,000,000.00	-	-	0.0%	10,000,000.00		
026000200100 - Jigawa State Housing Authority	Purchase of 1No. Dispatch Motor Cycle	2,000,000.00	-	-	0.0%	2,000,000.00		
026000200100 - Jigawa State Housing Authority	Purchase of 1no. Toyota Corolla Fairly used car	10,000,000.00	-	-	0.0%	10,000,000.00		
026000200100 - Jigawa State Housing Authority	Construction of 600no. unit of 3-Bedrooms detach at Dutse, Hadejia, Gumel, Kazaure Ringim, Kafin-Hausa,	4,300,000,000.00	-	-	0.0%	4,300,000,000.00		
026000200100 - Jigawa State Housing Authority	Consultancy Services for the propose construction of 2-Bedroom Semi-Detached and 3-Bedroom Detached	236,000,000.00	-	-	0.0%	236,000,000.00		
026000300100 - Urban Development Board	Development of Babura Master Plan, and Review of Dutse, Gumel, Hadejia, Kazaure, Ringim, B/kudu and	75,000,000.00	-	-	0.0%	75,000,000.00		
026000300100 - Urban Development Board	Procurements of Digitilization Equipments and others	20,000,000.00	-	-	0.0%	20,000,000.00		
026000300100 - Urban Development Board	Purchase of Workshop Materials such as Placement of Stop Notice Boards, Paint, Digger, Drawing Materials,	10,000,000.00	-	-	0.0%	10,000,000.00		

Jigawa State Government Budget Performance Report 2025 Q2 - Capital Expenditure by Project

Administrative Code and Description	Project Description	2025 Original Budget	2025 Q2 Performance	2025 Performance Year to Date (Q1-Q2)	% Performance Year to Date against 2025 Original Budget	Balance (against Original Budget)	HOPE-GOV Tagging	Climate Expenditure Tagging
026000300100 - Urban Development Board	Procurement of 10. No. Motorcycles for Site Monitoring and Inspection in 7 Zonal Office and Head Quarter	10,000,000.00	-	-	0.0%	10,000,000.00		
026000300100 - Urban Development Board	Renovation of Urban Development Zonal Offices (Hadejia, Birnin Kudu and Kazaure)	40,000,000.00	-	-	0.0%	40,000,000.00		
026000300100 - Urban Development Board	Phase II Construction of Corner Shops at Hadejia and Kazaure	120,000,000.00	-	-	0.0%	120,000,000.00		
026000300100 - Urban Development Board	Renovation of urban development Board workshop	10,000,000.00	-	-	0.0%	10,000,000.00		
026000300100 - Urban Development Board	Design and Demonstration of Layout and Roads Clearance.	400,000,000.00	-	-	0.0%	400,000,000.00		
026000300100 - Urban Development Board	Construction of Zonal office at Kafin Hausa	60,000,000.00	-	-	0.0%	60,000,000.00		
026000300100 - Urban Development Board	Purchase of 1No. New brand Toyota Hilux	70,000,000.00	-	-	0.0%	70,000,000.00		
026000300100 - Urban Development Board	Purchase of 1No. fairly used Toyota Corolla	15,000,000.00	-	-	0.0%	15,000,000.00		
026000300100 - Urban Development Board	Repairs of 5no. Heavy Duty Machines (Tipper, Tanker, Caterpillar and Roller) and other official Motor Vehicle	50,000,000.00	-	-	0.0%	50,000,000.00		
026000300100 - Urban Development Board	Street naming and house numbering at Dutse urban centers	50,000,000.00	-	-	0.0%	50,000,000.00		
026000400100 - Dutse Capital Development Authority	Construction of Recycling workshop	20,000,000.00	-	-	0.0%	20,000,000.00		
026000400100 - Dutse Capital Development Authority	Renovation of premises and external walls fence of malam Aminu kano triangle	30,000,000.00	-	-	0.0%	30,000,000.00		
026000400100 - Dutse Capital Development Authority	Desilting and Evacuation of Drainage within Dutse metropolis	20,000,000.00	-	-	0.0%	20,000,000.00		
026000400100 - Dutse Capital Development Authority	Construction of 25no. incinerators within Dutse metropolis	30,000,000.00	-	-	0.0%	30,000,000.00		
026000400100 - Dutse Capital Development Authority	Repairs of 10no. Utility Vehicles	10,000,000.00	-	-	0.0%	10,000,000.00		
026000400100 - Dutse Capital Development Authority	Repairs of traffic light within Dutse metropolis	5,000,000.00	-	-	0.0%	5,000,000.00		
026000400100 - Dutse Capital Development Authority	Construction of L-Shaped Dwarf walls, railing and Gate at Dutse Durbar Ground	20,000,000.00	-	-	0.0%	20,000,000.00		
026000400100 - Dutse Capital Development Authority	Construction of Erecting of Digital Bill Board in front of Government house	40,000,000.00	-	-	0.0%	40,000,000.00		
026000400100 - Dutse Capital Development Authority	Procurement of 4no. Laptop Computers	4,000,000.00	-	-	0.0%	4,000,000.00		
026000400100 - Dutse Capital Development Authority	Procurement of Scanner/printer	1,000,000.00	-	-	0.0%	1,000,000.00		
026000400100 - Dutse Capital Development Authority	Development of parks and garden phase II	30,000,000.00	-	-	0.0%	30,000,000.00		
026000400100 - Dutse Capital Development Authority	Purchase of 6no. fairly used sanitation vehicles	20,000,000.00	-	-	0.0%	20,000,000.00		
026000400100 - Dutse Capital Development Authority	Landscaping and beautification of new roundabout at kachi town	10,000,000.00	-	-	0.0%	10,000,000.00		
026000400100 - Dutse Capital Development Authority	Purchase of sanitation working materials	10,000,000.00	-	-	0.0%	10,000,000.00		
026000400100 - Dutse Capital Development Authority	Procurement of Fumigation Machines and Equipment	6,000,000.00	-	-	0.0%	6,000,000.00		
026000400100 - Dutse Capital Development Authority	Purchase of 3no. supervising motorcycle	5,000,000.00	-	-	0.0%	5,000,000.00		
026000400100 - Dutse Capital Development Authority	Purchase of mechanical brush	10,000,000.00	-	-	0.0%	10,000,000.00		
026000400100 - Dutse Capital Development Authority	Capacity Buildings for the Town Inspectors on Hygienic and Sanitation	10,000,000.00	-	-	0.0%	10,000,000.00		
026000400100 - Dutse Capital Development Authority	Internet connection by galaxy	5,000,000.00	-	-	0.0%	5,000,000.00		
026000400100 - Dutse Capital Development Authority	Construction of U-Shape dwarf walls and gate at Dutse Eid ground	20,000,000.00	-	-	0.0%	20,000,000.00		
027000100100 - Ministry of Livestock	Construction of Abattoir for Hygienic and efficient Meat Processing	100,000,000.00	-	-	0.0%	100,000,000.00		
031800500100 - High Court of Justice	Construction Wall Fence and Magistrate Court at Babura and Kafin Hausa	30,000,000.00	-	-	0.0%	30,000,000.00		
031800500100 - High Court of Justice	Construction of High Court at Gwaram	60,000,000.00	-	-	0.0%	60,000,000.00		
031800500100 - High Court of Justice	Construction of High Court at Gumel	60,000,000.00	-	-	0.0%	60,000,000.00		
031800500100 - High Court of Justice	Construction of Magistrates residence at Babura, Maigatari, Kiri Kasamma, Dutse and Taura and	210,000,000.00	-	-	0.0%	210,000,000.00		
031800500100 - High Court of Justice	Renovation of High Court complex Dutse	84,000,000.00	-	-	0.0%	84,000,000.00		
031800500100 - High Court of Justice	Drilling, Development, reticulation and overhead tanks at Kazaure, Gwaram, B/Kud, Gumel and Kiyawa -	40,000,000.00	-	-	0.0%	40,000,000.00		
031800500100 - High Court of Justice	Purchase of 5no. Hp Laptops, and virtual sitting equipments to Upgrade State High Court Library	17,000,000.00	-	-	0.0%	17,000,000.00		
031800500100 - High Court of Justice	Purchase of 5no. Hp printers for the State High Court Library	2,000,000.00	-	-	0.0%	2,000,000.00		
031800500100 - High Court of Justice	Procurement of Virtual Communication gadgets equipment	5,000,000.00	-	-	0.0%	5,000,000.00		
031800500100 - High Court of Justice	Purchase of 3no. Duplex Houses at Muhammadu Abubakar Rimi Housing Estate Fatara	100,000,000.00	-	-	0.0%	100,000,000.00		
031800500100 - High Court of Justice	Construction of well fence and Gate house at Birnin kudu residence	22,000,000.00	-	-	0.0%	22,000,000.00		
031800500100 - High Court of Justice	Renovation/Repair of High Court Residential Building at Ringim	8,000,000.00	-	-	0.0%	8,000,000.00		
031800500100 - High Court of Justice	Purchase of Office Furniture at High Court Headquarter	44,000,000.00	-	-	0.0%	44,000,000.00		
031800500100 - High Court of Justice	Purchase of 1no. Toyota Hilux for Special Courts and Common Pool	30,000,000.00	-	-	0.0%	30,000,000.00		
031800500100 - High Court of Justice	Purchase of 1no. Bus	40,000,000.00	-	-	0.0%	40,000,000.00		
031800500100 - High Court of Justice	Provision of Solar at Hon. CJ's Residence	30,000,000.00	-	-	0.0%	30,000,000.00		
031800500100 - High Court of Justice	Provision of Solar Power Divisional High Court and Magistrates	50,000,000.00	-	-	0.0%	50,000,000.00		
031800500100 - High Court of Justice	Renovation of CMC Kirikasamma	20,000,000.00	-	-	0.0%	20,000,000.00		
031800500100 - High Court of Justice	Renovation of High Court Kazaure	17,000,000.00	-	-	0.0%	17,000,000.00		
031800500100 - High Court of Justice	Renovation of CMC Maigatari	10,000,000.00	-	-	0.0%	10,000,000.00		
031800500100 - High Court of Justice	Renovation of CMC Kafin Hausa	10,000,000.00	-	-	0.0%	10,000,000.00		
031800500100 - High Court of Justice	Renovation of High Court Residence Hadejia	22,000,000.00	-	-	0.0%	22,000,000.00		

Jigawa State Government Budget Performance Report 2025 Q2 - Capital Expenditure by Project

Administrative Code and Description	Project Description	2025 Original Budget	2025 Q2 Performance	2025 Performance Year to Date (Q1-Q2)	% Performance Year to Date against 2025 Original Budget	Balance (against Original Budget)	HOPE-GOV Tagging	Climate Expenditure Tagging
031800500100 - High Court of Justice	Repairs of Residential Furniture of High Court Residence Hadejia	55,000,000.00	-	-	0.0%	55,000,000.00		
031800500100 - High Court of Justice	Renovation of High Court Judges Resident Gumel	20,000,000.00	-	-	0.0%	20,000,000.00		
031800500100 - High Court of Justice	Renovation of Well fence and Gate room at High Court Gumel	20,000,000.00	-	-	0.0%	20,000,000.00		
031800500100 - High Court of Justice	Purchase of Toyota Fortuner 2023 Model, 2.7AWD, 4-cylinder petrol engine 201hp, 3500rpm, 7-seater	896,000,000.00	-	-	0.0%	896,000,000.00		
031800500100 - High Court of Justice	Procurement of Publicity Communication Equipment	10,000,000.00	-	-	0.0%	10,000,000.00		
031800500100 - High Court of Justice	Procurement of Internet Service Devices	20,000,000.00	-	-	0.0%	20,000,000.00		
031800500100 - High Court of Justice	Purchase of Fire Extinguishers	10,000,000.00	-	-	0.0%	10,000,000.00		
031800500100 - High Court of Justice	Purchase of Office Furniture for Newly Constructed High Court Gwaram	10,000,000.00	-	-	0.0%	10,000,000.00		
031800500100 - High Court of Justice	Purchase of Office Furniture for Newly Constructed High Court Gumel	10,000,000.00	-	-	0.0%	10,000,000.00		
031800500100 - High Court of Justice	Purchase of Furniture for Newly Constructed High Court Residence at Hadejia	10,000,000.00	-	-	0.0%	10,000,000.00		
031800600100 - Sharia Court of Appeal	Renovation of 10No. Sharia Courts buildings across the state,	80,000,000.00	-	-	0.0%	80,000,000.00		
031800600100 - Sharia Court of Appeal	Renovation of 5No. Sharia Court Alkali's residential building at Dutse Chief Registrar, M/madori, Hadejia,	40,000,000.00	-	-	0.0%	40,000,000.00		
031800600100 - Sharia Court of Appeal	Construction of Sharia Courts Buildings at Garki USC, Yalo SC, Chamo SC, Gunka SC, Baturiya SC, Jahun	250,000,000.00	-	-	0.0%	250,000,000.00		
031800600100 - Sharia Court of Appeal	Commencement for the Construction of New Sharia Court of Appeal Complex - N100.0 million.	100,000,000.00	-	-	0.0%	100,000,000.00		
031800600100 - Sharia Court of Appeal	Installation of solar at Sharia Court of Appeal Headquarters and 5no. Sharia Court Buildings – N40.0 million;	40,000,000.00	-	-	0.0%	40,000,000.00		
031800600100 - Sharia Court of Appeal	Purchase of 1No. Toyota Bus	30,000,000.00	-	-	0.0%	30,000,000.00		
031800600100 - Sharia Court of Appeal	Purchase of 5No. Toyota Camry 2022 model; for 4 Kadis, 1No. New Chief Registrar to be appointed and 1No.	70,000,000.00	-	-	0.0%	70,000,000.00		
031800600100 - Sharia Court of Appeal	Drilling of 10No. Boreholes with overhead tanks N20.0million;	20,000,000.00	-	-	0.0%	20,000,000.00		
031800600100 - Sharia Court of Appeal	Establishment of E-Library at Sharia Court Headquarter	20,000,000.00	-	-	0.0%	20,000,000.00		
031800600100 - Sharia Court of Appeal	Purchase of office furniture for Sharia Courts across the state	25,000,000.00	-	-	0.0%	25,000,000.00		
031800600100 - Sharia Court of Appeal	Purchase of Residential furniture for Sharia Courts across the state - N25.0 million;	25,000,000.00	-	-	0.0%	25,000,000.00		
031800600100 - Sharia Court of Appeal	Purchase of 1no. Toyota Hilux for Inspection N30.0million;	30,000,000.00	-	-	0.0%	30,000,000.00		
031801100100 - Judicial Service Commission	Purchase of office furniture for Judicial Service Commission Headquarters	10,000,000.00	-	-	0.0%	10,000,000.00		
031801100100 - Judicial Service Commission	Construction of JSC Conference Room	20,000,000.00	-	-	0.0%	20,000,000.00		
031801100100 - Judicial Service Commission	Purchase of New brand Tayota Hilux 2022 model for Hon. Chairman and New Brand Tayota Camry 2022	40,000,000.00	-	-	0.0%	40,000,000.00		
031801100100 - Judicial Service Commission	Purchase of 2nos fairly Used Toyota Camry 2022 model XLE model for JSC members	40,000,000.00	-	-	0.0%	40,000,000.00		
031801100100 - Judicial Service Commission	Purchase fairly Used Toyota Camry 2020 model XLE	20,000,000.00	-	-	0.0%	20,000,000.00		
031801100100 - Judicial Service Commission	Laying of interlock at JSC secretariat premises	20,000,000.00	-	-	0.0%	20,000,000.00		
032600100100 - Ministry of Justice	Updating of existing laws of Jigawa State	250,000,000.00	-	-	0.0%	250,000,000.00		
032600100100 - Ministry of Justice	Procurement of utility vehicle (Toyota Camry-2015 EXL)	30,000,000.00	-	-	0.0%	30,000,000.00		
032600100100 - Ministry of Justice	Procurement of Motor Vehicle Bus	50,000,000.00	-	-	0.0%	50,000,000.00		
032600100100 - Ministry of Justice	Purchase of 3no. Photocopy Machine	4,500,000.00	-	-	0.0%	4,500,000.00		
032600100100 - Ministry of Justice	Purchase of 2no. Computer Desktop	1,800,000.00	-	-	0.0%	1,800,000.00		
032600100100 - Ministry of Justice	Purchase of 7no. Computer Laptops	5,250,000.00	-	-	0.0%	5,250,000.00		
032600100100 - Ministry of Justice	Development of Staff Tracking Software	50,000,000.00	-	-	0.0%	50,000,000.00		
032600100100 - Ministry of Justice	Procurement of Office Furniture (Table and Chairs)	3,600,000.00	-	-	0.0%	3,600,000.00		
032600100100 - Ministry of Justice	Procurement of Filing Cabinet	600,000.00	-	-	0.0%	600,000.00		
032600100100 - Ministry of Justice	Procurement of 1no Hilux	72,000,000.00	-	-	0.0%	72,000,000.00		
032600200100 - Justice Sector and Law Reform	Construction of new Community law center Dutse	15,000,000.00	-	-	0.0%	15,000,000.00		
032600200100 - Justice Sector and Law Reform	Equipping of New Constructed Community Law Centre Dutse	5,000,000.00	-	-	0.0%	5,000,000.00		
032600200100 - Justice Sector and Law Reform	Procurement of 5no. Computer Laptops	2,000,000.00	-	-	0.0%	2,000,000.00		
032600200100 - Justice Sector and Law Reform	Renovation of community law center at Miga, Sule-Tankarkar and Taura Local Government	3,000,000.00	-	-	0.0%	3,000,000.00		
032600200100 - Justice Sector and Law Reform	Procurement of 1no. Bus	25,000,000.00	-	-	0.0%	25,000,000.00		
051300100100 - Ministry of Information Youths,	Procurement of information publication and Audio-visual equipment (i.e) 4No. of loudspeakers	25,000,000.00	-	-	0.0%	25,000,000.00		
051300100100 - Ministry of Information Youths,	Procurement of 8no. laptop computers	10,000,000.00	-	-	0.0%	10,000,000.00		
051300100100 - Ministry of Information Youths,	Procurement of 2no. Desktop Computers	2,000,000.00	-	-	0.0%	2,000,000.00		
051300100100 - Ministry of Information Youths,	Construction of Public Hearing Conference Hall under 2024 Constituency projects	60,000,000.00	-	-	0.0%	60,000,000.00		
051300100100 - Ministry of Information Youths,	Construction of Hall 500 Capacity at NYSC Orientation Camp Fanisau	100,000,000.00	-	-	0.0%	100,000,000.00		
051300100100 - Ministry of Information Youths,	Procurement of 100KVA Generator	25,000,000.00	-	-	0.0%	25,000,000.00		
051300100100 - Ministry of Information Youths,	Capacity building and Public Awareness on social reorientation	100,000,000.00	-	-	0.0%	100,000,000.00		
051300100100 - Ministry of Information Youths,	Procurement of 10no. Ipads Android Smart Phone - N5.0 million;	5,000,000.00	-	-	0.0%	5,000,000.00		
051300100100 - Ministry of Information Youths,	Procurement of printing equipment for the Production of 2025 annual Calendar	10,000,000.00	-	-	0.0%	10,000,000.00		
051300100100 - Ministry of Information Youths,	Capacity building on dietary preparation, exclusive breast feeding guidance and on the importance of	10,000,000.00	-	3,927,000.00	39.3%	6,073,000.00		

Jigawa State Government Budget Performance Report 2025 Q2 - Capital Expenditure by Project

Administrative Code and Description	Project Description	2025 Original Budget	2025 Q2 Performance	2025 Performance Year to Date (Q1-Q2)	% Performance Year to Date against 2025 Original Budget	Balance (against Original Budget)	HOPE-GOV Tagging	Climate Expenditure Tagging
051300100100 - Ministry of Information Youths,	Digitization of Information Library and Audio Visual equipment & Working materials at N5.0 million;	5,000,000.00	-	-	0.0%	5,000,000.00		
051300100100 - Ministry of Information Youths,	Upgrade of State websites and development of android application - N5.0 million.	5,000,000.00	-	-	0.0%	5,000,000.00		
051300200100 - Jigawa State History and Culture	Purchase of Office furniture and Archives - Archives and Reference Library	8,000,000.00	-	-	0.0%	8,000,000.00		
051300200100 - Jigawa State History and Culture	Renovation of the Open Air Theatre	8,000,000.00	-	-	0.0%	8,000,000.00		
051300200100 - Jigawa State History and Culture	Rehabilitation of Damages/destroyed of historical sites	5,000,000.00	-	-	0.0%	5,000,000.00		
051300200100 - Jigawa State History and Culture	Repairs of 1no. Coaster Bus	2,000,000.00	-	-	0.0%	2,000,000.00		
051300200100 - Jigawa State History and Culture	Conduct of Arts, Exhibition and Multimedia Censorship events	6,000,000.00	355,000.00	355,000.00	5.9%	5,645,000.00		
051300300100 - Jigawa State Television (JTV)	Payments of Niqomsat Satellite Subscription, Internet Data for Satellite,NBC license for Jigawa State	18,000,000.00	-	18,000,000.00	100.0%	-		
051300300100 - Jigawa State Television (JTV)	Annual Eutelsat Registration and subscription -N19.0 million;	19,000,000.00	-	-	0.0%	19,000,000.00		
051300300100 - Jigawa State Television (JTV)	Purchase of 48no. Solar Power Batteries (200Ah) Kazaure Booster station-N19.2 million;	19,200,000.00	-	-	0.0%	19,200,000.00		
051300300100 - Jigawa State Television (JTV)	Purchase of 4no. 3KVA UPS	1,800,000.00	-	-	0.0%	1,800,000.00		
051300300100 - Jigawa State Television (JTV)	Purchase of production Accessories (sound & video) -N16.3 million;	16,300,000.00	-	-	0.0%	16,300,000.00		
051300300100 - Jigawa State Television (JTV)	Purchase of 4no. outdoor shooting lightning kits -N8.0 million;	8,000,000.00	-	-	0.0%	8,000,000.00		
051300300100 - Jigawa State Television (JTV)	purchase of 1no. Apple iMac computer -N5.5 million;	5,500,000.00	-	-	0.0%	5,500,000.00		
051300300100 - Jigawa State Television (JTV)	purchase of 2no. Rode Boom Mic - N2.0 million;	2,000,000.00	-	-	0.0%	2,000,000.00		
051300300100 - Jigawa State Television (JTV)	Purchase of 2no. Canon 5D Mark IV DSLR Professional camera- N6.5 million;	6,500,000.00	-	-	0.0%	6,500,000.00		
051300300100 - Jigawa State Television (JTV)	purchase of 4no. of LENOVO ALL in one Desktop computer -N4.4 million;	4,400,000.00	-	-	0.0%	4,400,000.00		
051300300100 - Jigawa State Television (JTV)	purchase of 4no. all in one Officejet printer -N2.0 million;	2,000,000.00	-	-	0.0%	2,000,000.00		
051300300100 - Jigawa State Television (JTV)	visual studio upgrade -N14.0 million;	14,000,000.00	-	-	0.0%	14,000,000.00		
051300300100 - Jigawa State Television (JTV)	purchase of 2no. Transmission servers - N8.0 million;	8,000,000.00	-	-	0.0%	8,000,000.00		
051300300100 - Jigawa State Television (JTV)	Procurement and Installation of CCTV Camera solution - N4.0 million;	4,000,000.00	-	-	0.0%	4,000,000.00		
051300300100 - Jigawa State Television (JTV)	Fencing of 3no. transformers at Hadejia, Gumel & Kazaure - N7.5 million;	7,500,000.00	-	-	0.0%	7,500,000.00		
051300300100 - Jigawa State Television (JTV)	Electricity connection to 3 Booster stations - N6.0 million;	6,000,000.00	-	-	0.0%	6,000,000.00		
051300300100 - Jigawa State Television (JTV)	purchase of optic fibre cable connection JTV Headquarters -N6.0 million;	6,000,000.00	-	-	0.0%	6,000,000.00		
051300300100 - Jigawa State Television (JTV)	Purchase of Studio furniture for studios Rooms - N30.0 million;	30,000,000.00	-	-	0.0%	30,000,000.00		
051300300100 - Jigawa State Television (JTV)	Replacement of electrical Armoured cable for Headquarters-N11.0 million;	11,000,000.00	-	-	0.0%	11,000,000.00		
051300300100 - Jigawa State Television (JTV)	Repairs of MAST at Andaza and 3 Booster stations in Gumel,Hadejia and kazaure- N3.0 million;	3,000,000.00	-	-	0.0%	3,000,000.00		
051300300100 - Jigawa State Television (JTV)	Purchase of 30KVA Inverter for Gumel - N5.0 million;	5,000,000.00	-	-	0.0%	5,000,000.00		
051300300100 - Jigawa State Television (JTV)	Acquisition of Foreign and Local Content - N15.0 million;	15,000,000.00	-	-	0.0%	15,000,000.00		
051300300100 - Jigawa State Television (JTV)	Annual Data Subscription - N7.0 million;	7,000,000.00	-	7,000,000.00	100.0%	-		
051300300100 - Jigawa State Television (JTV)	Advancement to DSTV - N20.0 million.	20,000,000.00	-	-	0.0%	20,000,000.00		
051300400100 - Jigawa State Broadcasting	Purchase of 5Hp A/C for Jigawa State Broadcasting Corporation (Radio)	11,000,000.00	-	-	0.0%	11,000,000.00		
051300400100 - Jigawa State Broadcasting	Purchase of Sound Card and Professional Microphone for Jigawa State Broadcasting Corporation (Radio)	3,000,000.00	-	-	0.0%	3,000,000.00		
051300400100 - Jigawa State Broadcasting	Payment of NBC License for AM station, for FM Andaza and New World FM Stations for Jigawa State	4,690,000.00	-	-	0.0%	4,690,000.00		
051300400100 - Jigawa State Broadcasting	Purchase of UPS tall tobla battery 220v, 220AH (3/3B) for AM station for transmitter room AM Station -	22,300,000.00	-	-	0.0%	22,300,000.00		
051300400100 - Jigawa State Broadcasting	Purchase of Console/Mixer for FM Andaza	3,160,000.00	-	-	0.0%	3,160,000.00		
051300400100 - Jigawa State Broadcasting	Renovation of studio and management office for FM Andaza - N7.15 million;	7,150,000.00	-	-	0.0%	7,150,000.00		
051300400100 - Jigawa State Broadcasting	Renovation of studio and management office. New World FM Stations - N6.8million;	6,800,000.00	-	-	0.0%	6,800,000.00		
051300400100 - Jigawa State Broadcasting	Professional Microphone for AM station - N2.8 million;	2,800,000.00	-	-	0.0%	2,800,000.00		
051300400100 - Jigawa State Broadcasting	Construction of Guri FM Radio - N250.0 million;	250,000,000.00	-	-	0.0%	250,000,000.00		
051300400100 - Jigawa State Broadcasting	Procurement of Radio Transmitter for the Newly Constructed FM Station in Dutse	10,000,000.00	-	-	0.0%	10,000,000.00		
051300400100 - Jigawa State Broadcasting	Procurement 150KVA Power Generator for FM Andaza - N27.3 million;	27,300,000.00	-	-	0.0%	27,300,000.00		
051300500100 - Jigawa State Printing Press	Purchase of new modern large format printing machine - N30.0 million;	30,000,000.00	-	-	0.0%	30,000,000.00		
051300500100 - Jigawa State Printing Press	Purchase of Delivery Van (Foreign Used) - N70.0 million;	70,000,000.00	-	-	0.0%	70,000,000.00		
051300500100 - Jigawa State Printing Press	Construction for the Expansion of office Building - N200.0 million.	200,000,000.00	-	-	0.0%	200,000,000.00		
051300700100 - Jigawa State Sports Council	Commencement for the upgrading of Dutse Township Stadium includes (It covers Grass Carpet, Titan track,	160,000,000.00	-	-	0.0%	160,000,000.00		
051300700100 - Jigawa State Sports Council	Improvement of Hadejia Township stadium	30,000,000.00	-	64,964,052.35	216.5%	- 34,964,052.35		
051300700100 - Jigawa State Sports Council	Ongoing Construction of Babura Township stadium	50,000,000.00	-	50,000,000.00	100.0%	-		
051300700100 - Jigawa State Sports Council	Provision of Sports Arena of Birnin Kudu Township Stadium	5,000,000.00	-	-	0.0%	5,000,000.00		
051300700100 - Jigawa State Sports Council	Procurement of Turtan Track. -N25.0 million.	25,000,000.00	-	-	0.0%	25,000,000.00		
051300700100 - Jigawa State Sports Council	Procurement of Arena Wire. -N15.0 million.	15,000,000.00	-	-	0.0%	15,000,000.00		
051300700100 - Jigawa State Sports Council	Renovation work at Gumel township stadium. -N5.0 million.	5,000,000.00	-	-	0.0%	5,000,000.00		
051300700100 - Jigawa State Sports Council	Renovation work at Kazaure township stadium. -N5.0 million.	5,000,000.00	-	-	0.0%	5,000,000.00		
051300700100 - Jigawa State Sports Council	Renovation of fencing wall and improvement Dutse sport complex. -N32.0 million;	32,000,000.00	-	5,457,506.07	17.1%	26,542,493.93		

Jigawa State Government Budget Performance Report 2025 Q2 - Capital Expenditure by Project

Administrative Code and Description	Project Description	2025 Original Budget	2025 Q2 Performance	2025 Performance Year to Date (Q1-Q2)	% Performance Year to Date against 2025 Original Budget	Balance (against Original Budget)	HOPE-GOV Tagging	Climate Expenditure Tagging
051300700100 - Jigawa State Sports Council	Construction of 5 Aside Football Field in Dutse Sport Complex - N20.0 million;	20,000,000.00	-	-	0.0%	20,000,000.00		
051300700100 - Jigawa State Sports Council	Construction of 3no. New Golf mini stadium- N150.0 million.	150,000,000.00	-	-	0.0%	150,000,000.00		
051400100100 - Ministry of Women Affairs & Social	Procurement of working materials and equipment to multi-purpose women centers in the state	15,000,000.00	-	-	0.0%	15,000,000.00		
051400100100 - Ministry of Women Affairs & Social	Capacity Building on Entrepreneurship to Create 4,000 Jobs through Cash Grant Support to Women under	250,000,000.00	-	1,080,000.00	0.4%	248,920,000.00		
051400100100 - Ministry of Women Affairs & Social	Establishment of Skill Acquisition Centers to Create 1,000 Jobs through Implementation of Women	250,000,000.00	-	-	0.0%	250,000,000.00		
051400100100 - Ministry of Women Affairs & Social	Capacity Building on Policy Development for the Implementation of Gender Policy	5,000,000.00	-	-	0.0%	5,000,000.00		
051400100100 - Ministry of Women Affairs & Social	Capacity Development of youth/women to develop an interest in agricultural and create business	10,000,000.00	-	-	0.0%	10,000,000.00		
051400100100 - Ministry of Women Affairs & Social	Renovation of VVF Jahun and purchase of bedding materials	2,000,000.00	-	-	0.0%	2,000,000.00		
051400100100 - Ministry of Women Affairs & Social	Renovation of 2no. women training centers	15,000,000.00	-	-	0.0%	15,000,000.00		
051400100100 - Ministry of Women Affairs & Social	Provision for the implementation of safe Motherhood Initiative Program	100,000,000.00	-	-	0.0%	100,000,000.00		
051400100100 - Ministry of Women Affairs & Social	Provision for empowerment to Young Women Support group and adolescent Girls	10,000,000.00	-	-	0.0%	10,000,000.00		
051400100100 - Ministry of Women Affairs & Social	Establishment of 4 additional Sexual Assault Referral Centres (SARC) in Hadejia, Gumel, Kazaure and Ringim	40,500,000.00	-	-	0.0%	40,500,000.00		
051400100100 - Ministry of Women Affairs & Social	Capacity Development of women entrepreneur & co-operatives groups on new business techniques, access	20,000,000.00	-	1,240,000.00	6.2%	18,760,000.00		
051400100100 - Ministry of Women Affairs & Social	Women's Sensitization on religious matters	30,000,000.00	-	-	0.0%	30,000,000.00		
051400100100 - Ministry of Women Affairs & Social	Social protection/Cash grants to Foster Mothers	5,000,000.00	-	-	0.0%	5,000,000.00		
051400100100 - Ministry of Women Affairs & Social	Child Protection Program and Support on Palliative activities	3,000,000.00	-	-	0.0%	3,000,000.00		
051400100100 - Ministry of Women Affairs & Social	Capacity Development to Care Givers and Households strengthening	5,000,000.00	-	3,850,000.00	77.0%	1,150,000.00		
051400100100 - Ministry of Women Affairs & Social	Renovation of children playground	5,000,000.00	-	-	0.0%	5,000,000.00		
051400100100 - Ministry of Women Affairs & Social	Renovation of Kafin Hausa Reformatory School and purchase of beds, Uniform, Sport and other Material	10,000,000.00	-	-	0.0%	10,000,000.00		
051400100100 - Ministry of Women Affairs & Social	Renovation of Dutse orphanage Home	5,000,000.00	-	-	0.0%	5,000,000.00		
051400100100 - Ministry of Women Affairs & Social	Rehabilitation of Fistula survivors at Jahun center	10,000,000.00	-	-	0.0%	10,000,000.00		
051400100100 - Ministry of Women Affairs & Social	Empowerment support to VVF discharge patient graduate	10,000,000.00	-	-	0.0%	10,000,000.00		
051400100100 - Ministry of Women Affairs & Social	Social Welfare Support to Jigawa State Sexual Assault Referral Centers (SARC)	7,000,000.00	-	-	0.0%	7,000,000.00		
051400100100 - Ministry of Women Affairs & Social	Special intervention to support less privilege and other deceased, twins, Triple Babies and other social	10,000,000.00	-	-	0.0%	10,000,000.00		
051400100100 - Ministry of Women Affairs & Social	Procurement of Office furniture to 4 additional SARC centre at Hadejia, Gumel, Kazaure and Ringim.	10,000,000.00	-	-	0.0%	10,000,000.00		
051400100100 - Ministry of Women Affairs & Social	Repatriation and other related social services Programme	10,000,000.00	-	-	0.0%	10,000,000.00		
051400100100 - Ministry of Women Affairs & Social	Construction of corner shop at Hadejia zonal social welfare officers phase II	50,000,000.00	-	-	0.0%	50,000,000.00		
051400100100 - Ministry of Women Affairs & Social	Renovation of Zonal Social Welfare Offices at Kazaure, Birnin Kudu and Gumel	80,000,000.00	-	-	0.0%	80,000,000.00		
051400100100 - Ministry of Women Affairs & Social	Capacity Building of Women and youth on Home Gardens for the Nutrition Intervention (Women Affairs	10,000,000.00	-	-	0.0%	10,000,000.00		
051400100100 - Ministry of Women Affairs & Social	The NFW Projects was designed to support women livelihoods through improved access to livelihood grants	3,600,000,000.00	-	24,000,000.00	0.7%	3,576,000,000.00		
051400100100 - Ministry of Women Affairs & Social	Conduct of Cash Transfer for the Old Age under Social Protection/Security Programmes	200,000,000.00	-	-	0.0%	200,000,000.00		
051400100100 - Ministry of Women Affairs & Social	Establishment of Maryam Babangida Women Development Center	10,000,000.00	-	-	0.0%	10,000,000.00		
051400200100 - Jigawa State Rehabilitation Board	Renovation of 2no. of rehabilitation centers Birnin Kudu old people home and Gumel Rehabilitation center.	60,000,000.00	-	-	0.0%	60,000,000.00		
051400200100 - Jigawa State Rehabilitation Board	Construction of new multipurpose vocational training center, transit camp and sport complex Dutse Phase I	100,000,000.00	-	-	0.0%	100,000,000.00		
051400200100 - Jigawa State Rehabilitation Board	Procurement and distribution of mobility aids and assistive device e.g wheelchair, hearing aids, lepers'	10,000,000.00	-	-	0.0%	10,000,000.00		
051400200100 - Jigawa State Rehabilitation Board	Human Capacity Development on Entrepreneurship and empowerment program for persons with disabilities	30,000,000.00	-	-	0.0%	30,000,000.00		
051400200100 - Jigawa State Rehabilitation Board	Purchase of 2no. new Motor Vehicles (Corolla)	50,000,000.00	-	-	0.0%	50,000,000.00		
051400200100 - Jigawa State Rehabilitation Board	Purchase of Sanitary & Hygiene Equipment and bedding	8,000,000.00	-	-	0.0%	8,000,000.00		
051400200100 - Jigawa State Rehabilitation Board	Conduct Cash Grant to Empower disabled, old aged, orphaned, widows and vulnerable groups under	1,200,000,000.00	-	-	0.0%	1,200,000,000.00		
051400200100 - Jigawa State Rehabilitation Board	State Cash Transfer Program for Pregnant Women (state maternal and child CTP) under Social Support	600,000,000.00	-	-	0.0%	600,000,000.00		
051400200100 - Jigawa State Rehabilitation Board	Procurement of 2no. computers to JMCCTP Programme officers	2,000,000.00	-	-	0.0%	2,000,000.00		
051700100100 - Ministry of Basic Education	Construction of Junior Secondary School at Tosarawa, Baguwa and Jigawar Mamman in M/Madori LGA	80,000,000.00	-	-	0.0%	80,000,000.00		
051700100100 - Ministry of Basic Education	Construction of Permanent Site Phase - I for State Universal Basic Education Board (SUBEB) to include Site	250,000,000.00	-	-	0.0%	250,000,000.00		
051700100100 - Ministry of Basic Education	Construction of 7no. Laboratories/Workshops for Basic Education Schools	100,000,000.00	-	-	0.0%	100,000,000.00		
051700100100 - Ministry of Basic Education	Construction of Wall Fence to Some Selected Schools across the State	300,000,000.00	-	-	0.0%	300,000,000.00		
051700100100 - Ministry of Basic Education	Establishment of 2no. Additional E - learning centres	80,000,000.00	-	-	0.0%	80,000,000.00		
051700100100 - Ministry of Basic Education	Conduct of Educational Facilities Survey for Physical Fact Findings to identified Basic Education Schools with	10,000,000.00	-	-	0.0%	10,000,000.00		
051700100100 - Ministry of Basic Education	Procurement of sporting materials for some selected Basic Education schools	15,000,000.00	-	-	0.0%	15,000,000.00		
051700100100 - Ministry of Basic Education	Procurement of 10,000 sanitary pad to girls' students in boarding primary and JSSS	10,000,000.00	-	-	0.0%	10,000,000.00		
051700100100 - Ministry of Basic Education	Procurement of school uniforms for Girls in Basic Education in accordance with GCE policy	200,000,000.00	-	-	0.0%	200,000,000.00		
051700100100 - Ministry of Basic Education	Procurement of instructional materials including additional core and non-core text books, teachers guide and	450,000,000.00	47,250,000.00	47,250,000.00	10.5%	402,750,000.00		
051700100100 - Ministry of Basic Education	Procurement of office furniture for the Ministry of Basic Education Head Quarter	10,000,000.00	22,525,477.84	22,525,477.84	225.3%	- 12,525,477.84		
051700100100 - Ministry of Basic Education	Procurement of 7no. Printers	5,000,000.00	-	-	0.0%	5,000,000.00		

Jigawa State Government Budget Performance Report 2025 Q2 - Capital Expenditure by Project

Administrative Code and Description	Project Description	2025 Original Budget	2025 Q2 Performance	2025 Performance Year to Date (Q1-Q2)	% Performance Year to Date against 2025 Original Budget	Balance (against Original Budget)	HOPE-GOV Tagging	Climate Expenditure Tagging
051700100100 - Ministry of Basic Education	Procurement of 20no. Computers Laptop - N18.0 million;	18,000,000.00	-	-	0.0%	18,000,000.00		
051700100100 - Ministry of Basic Education	Procurement of 2no. Projectors	2,000,000.00	-	-	0.0%	2,000,000.00		
051700100100 - Ministry of Basic Education	Procurement of 2no. Portable Projectors	1,500,000.00	-	-	0.0%	1,500,000.00		
051700100100 - Ministry of Basic Education	Procurement of 3no. Giant Photocopy Machines	5,000,000.00	-	-	0.0%	5,000,000.00		
051700100100 - Ministry of Basic Education	Procurement of kitchen utensils for primary/Junior boarding schools across the state	35,000,000.00	-	-	0.0%	35,000,000.00		
051700100100 - Ministry of Basic Education	Procurement of laboratory equipment for basic education schools	100,000,000.00	-	-	0.0%	100,000,000.00		
051700100100 - Ministry of Basic Education	Procurement of basic Technology Equipment for Basic Education Schools	150,000,000.00	-	-	0.0%	150,000,000.00		
051700100100 - Ministry of Basic Education	Procurement of Student Uniform for Out of School Children	100,000,000.00	-	-	0.0%	100,000,000.00		
051700100100 - Ministry of Basic Education	Construction of Basic Technology Workshop	100,000,000.00	-	-	0.0%	100,000,000.00		
051700100100 - Ministry of Basic Education	Renovation of Basic Technology Workshop	30,000,000.00	-	-	0.0%	30,000,000.00		
051700100100 - Ministry of Basic Education	Evacuation of Toilets of 19no. Model Boarding Primary Schools	40,000,000.00	-	-	0.0%	40,000,000.00		
051700100100 - Ministry of Basic Education	Procurement of Emergency Preparedness and Disaster Control Equipment	50,000,000.00	-	-	0.0%	50,000,000.00		
051700100100 - Ministry of Basic Education	Repairs of Boarding School Furniture and Beds	30,000,000.00	-	-	0.0%	30,000,000.00		
051700100100 - Ministry of Basic Education	Construction of 4no. Students Hostels in Model Boarding Primary Schools and Junior Secondary Schools	150,000,000.00	-	-	0.0%	150,000,000.00		
051700100100 - Ministry of Basic Education	Construction of 6no. & 4no. seater toilets facilities in selected Basic schools	200,000,000.00	-	-	0.0%	200,000,000.00		
051700100100 - Ministry of Basic Education	Development of Software for the Automation of Basic Education Governance	25,000,000.00	-	-	0.0%	25,000,000.00		
051700100100 - Ministry of Basic Education	Establishment Basic Education Management Studio	75,000,000.00	-	-	0.0%	75,000,000.00		
051700100100 - Ministry of Basic Education	Upgrading of EMIS Software at Basic Education MDAs and LGEAs	80,000,000.00	-	-	0.0%	80,000,000.00		
051700100100 - Ministry of Basic Education	Procurement of ICT lab equipment for Basic Education schools	100,000,000.00	-	-	0.0%	100,000,000.00		
051700100100 - Ministry of Basic Education	Procurement and Installation of interactive Board, including solar Gadgets for MBPS and JSSS	50,000,000.00	-	-	0.0%	50,000,000.00		
051700100100 - Ministry of Basic Education	Human Capacity Development for Teacher techniques and pedagogy training for English, Mathematics and	60,000,000.00	-	-	0.0%	60,000,000.00		
051700100100 - Ministry of Basic Education	Conduct of capacity needs assessment to ascertain skill gaps and develop report of needs assessment.	7,000,000.00	-	-	0.0%	7,000,000.00		
051700100100 - Ministry of Basic Education	Capacity Building of Basic Schools teachers, head teachers on Leadership and School Management	70,000,000.00	-	25,255,000.00	36.1%	44,745,000.00		
051700100100 - Ministry of Basic Education	Capacity Development of Basics School teachers on guidance and counselling, hygiene and sanitation	25,000,000.00	15,385,600.00	15,385,600.00	61.5%	9,614,400.00		
051700100100 - Ministry of Basic Education	Conduct of Quality Assurance Basic School Monitoring	50,000,000.00	5,160,000.00	5,160,000.00	10.3%	44,840,000.00		
051700100100 - Ministry of Basic Education	Capacity building of Basics School teachers and school Heads on Data Management	30,000,000.00	-	-	0.0%	30,000,000.00		
051700100100 - Ministry of Basic Education	Capacity building of Basic Schools teachers and school Heads on Digital Literacy (Coding, Web Development	30,000,000.00	-	-	0.0%	30,000,000.00		
051700100100 - Ministry of Basic Education	Capacity Building of Basic Schools Teachers on School Records, Students Assessments, Improvisation and	48,000,000.00	-	-	0.0%	48,000,000.00		
051700100100 - Ministry of Basic Education	Capacity Buildings of Private School Proprietors, school Managers and some selected teachers.	15,000,000.00	-	-	0.0%	15,000,000.00		
051700100100 - Ministry of Basic Education	Enhancement of EMIS in accordance with FME, NEMIS Policy, M&E, AESPR & Data Collection by Wards,	100,000,000.00	-	-	0.0%	100,000,000.00		
051700100100 - Ministry of Basic Education	Conduct of Annual School Census Activities	50,000,000.00	-	-	0.0%	50,000,000.00		
051700100100 - Ministry of Basic Education	Conduct of Annual Basic Education Summit	50,000,000.00	-	-	0.0%	50,000,000.00		
051700100100 - Ministry of Basic Education	Conduct of Learning assessment in 12no. LGAs	60,000,000.00	-	-	0.0%	60,000,000.00		
051700100100 - Ministry of Basic Education	Procurement of 7no. Motor vehicle	404,550,000.00	-	-	0.0%	404,550,000.00		
051700100100 - Ministry of Basic Education	Procurement of 528no. Motorcycle for Local Education Authorities	502,000,000.00	-	-	0.0%	502,000,000.00		
051700100100 - Ministry of Basic Education	Capacity Development for the Improvement of learning outcomes involving professional teacher	60,000,000.00	-	-	0.0%	60,000,000.00		
051700100100 - Ministry of Basic Education	Jigawa Unite-New Globe Project for Education Digital Learning and Improvement of Learning Management to	19,665,000,000.00	-	4,737,681,781.44	24.1%	14,927,318,218.56		
051700100100 - Ministry of Basic Education	Implementation of Education Student Care Programme	600,000,000.00	448,060,000.00	448,060,000.00	74.7%	151,940,000.00		
051700200100 - Agency for Mass Education	Provision for the conduct of Adult Mass Literacy Programme	123,600,000.00	-	-	0.0%	123,600,000.00		
051700200100 - Agency for Mass Education	Basic and Post Literacy Remedial & Continuing Education	169,059,000.00	13,600,000.00	13,600,000.00	8.0%	155,459,000.00		
051700200100 - Agency for Mass Education	Rehabilitation of Women Vocational Education Centres	21,280,000.00	-	-	0.0%	21,280,000.00		
051700300100 - Nomadic Education Agency	Construction of 1no. Block of 2 Classrooms In 4no. Nomadic Primary Schools	89,000,000.00	-	8,963,270.03	10.1%	80,036,729.97		
051700300100 - Nomadic Education Agency	Renovation of 9no. dilapidated nomadic primary schools across various LGA	85,000,000.00	-	-	0.0%	85,000,000.00		
051700300100 - Nomadic Education Agency	Procurement and Distribution of 400no. 3-Sitting Desks 100no. Teacher classroom table and chair, 4000no.	91,000,000.00	-	-	0.0%	91,000,000.00		
051700300100 - Nomadic Education Agency	Procurement and Distribution of 5no. Motorcycles (Bajaj) To Nomadic Zonal Officers' And 10no. Bicycles to	23,000,000.00	-	-	0.0%	23,000,000.00		
051700300100 - Nomadic Education Agency	Repair of 2,000 Broken chairs across Nomadic Schools in the state	10,000,000.00	-	-	0.0%	10,000,000.00		
051700300100 - Nomadic Education Agency	Procurement and Distribution of 10,000no School Uniforms Sets (Uniforms Sandals and Bags) for Male and	60,000,000.00	-	-	0.0%	60,000,000.00		
051700300100 - Nomadic Education Agency	Procurement and Distribution of Instructional materials for 400no. Adult and 150no. Youth Islamiyya literacy	20,000,000.00	-	-	0.0%	20,000,000.00		
051700300100 - Nomadic Education Agency	Procurement and Distribution Of 1000nos Solar Power, Radio with Memory Card, Recording Lessons and	7,300,000.00	-	-	0.0%	7,300,000.00		
051700300100 - Nomadic Education Agency	Monitoring of 400no. Adult and 150no. Youth Islamiyya centers and sensitization to unwilling communities	10,000,000.00	-	-	0.0%	10,000,000.00		
051700300100 - Nomadic Education Agency	Construction Five (5) Daily Prayer Mosque at 15 Nomadic Communities - N40.0 Million;	85,000,000.00	-	72,911,520.17	85.8%	12,088,479.83		
051700300100 - Nomadic Education Agency	Nomadic 2025 Project Monitoring and Inspection Activities Across the State	25,000,000.00	-	-	0.0%	25,000,000.00		
051700300100 - Nomadic Education Agency	Procurement and Distribution of Transition Package and Sanitary and Sanitation items to Nomad Girls Child	19,000,000.00	-	-	0.0%	19,000,000.00		

Jigawa State Government Budget Performance Report 2025 Q2 - Capital Expenditure by Project

Administrative Code and Description	Project Description	2025 Original Budget	2025 Q2 Performance	2025 Performance Year to Date (Q1-Q2)	% Performance Year to Date against 2025 Original Budget	Balance (against Original Budget)	HOPE-GOV Tagging	Climate Expenditure Tagging
051700300100 - Nomadic Education Agency	Procurement and Distribution of Knapsack Sprayer Machine and Fumigation equipment	3,000,000.00	-	-	0.0%	3,000,000.00		
051700300100 - Nomadic Education Agency	Capacity Buildings and re-training of Nomadic education teaching staff	9,850,000.00	-	-	0.0%	9,850,000.00		
051700300100 - Nomadic Education Agency	Overhauling of 3no. Hilux for effective monitoring	10,000,000.00	-	-	0.0%	10,000,000.00		
051700300100 - Nomadic Education Agency	Construction Of 1no. Block of Toilet at 5no. Nomadic Schools Badori, Bebeji, Burji, Dangan-Tsaure, Darina,	22,500,000.00	-	-	0.0%	22,500,000.00		
051700300100 - Nomadic Education Agency	Construction of Temporary Shelter at 30no. School Under Tree Nomadic Primary Schools Across the State	44,000,000.00	-	-	0.0%	44,000,000.00		
051700300100 - Nomadic Education Agency	Procurement and Distribution of Instructional and Sporting Materials to Nomadic NPS & NJSS Schools	30,250,000.00	-	-	0.0%	30,250,000.00		
051700300100 - Nomadic Education Agency	Procurement of Computers and Drivers	15,000,000.00	-	-	0.0%	15,000,000.00		
051700300100 - Nomadic Education Agency	Procurement of Printers	6,000,000.00	-	-	0.0%	6,000,000.00		
051700300100 - Nomadic Education Agency	Capacity Development of Nomadic School Based Management Committees (SBMCs) And Mother's	11,050,000.00	-	-	0.0%	11,050,000.00		
051700400100 - Library Board	Procurement of 3Nos. Laptop and 2Nos of Computer	6,000,000.00	-	-	0.0%	6,000,000.00		
051700400100 - Library Board	Procurement of additional Books for Library	5,000,000.00	-	-	0.0%	5,000,000.00		
051700400100 - Library Board	Construction of 6-seater toilet for the library users	8,000,000.00	-	-	0.0%	8,000,000.00		
051700400100 - Library Board	Renovation of Jahun Divisional Library	13,000,000.00	-	-	0.0%	13,000,000.00		
051700400100 - Library Board	Procurement of Library materials	6,000,000.00	-	-	0.0%	6,000,000.00		
051700500100 - State Universal Basic Education	Construction of Islamiyya Schools for the Continuation of 2024 constituency projects	356,500,000.00	96,656,202.17	155,063,450.83	43.5%	201,436,549.17		
051700500100 - State Universal Basic Education	Construction of Islamiyya Schools for 2025 constituency projects	291,000,000.00	-	-	0.0%	291,000,000.00		
051700500100 - State Universal Basic Education	Construction of 432no. New Classrooms and other School Structure for Junior and Primary Schools across the	4,131,000,000.00	759,422,942.86	1,519,553,622.18	36.8%	2,611,446,377.82		
051700500100 - State Universal Basic Education	Construction of 60 Block of 4 Cubicles Toilet for the improvement of Sanitation and hygiene across the	113,000,000.00	17,144,234.35	34,787,847.96	30.8%	78,212,152.04		
051700500100 - State Universal Basic Education	Basic Education - Renovation/ Major Repairs Dilapidated Structures at Primary/Junior Secondary Schools	1,000,000,000.00	191,665,883.20	468,135,125.30	46.8%	531,864,874.70		
051700500100 - State Universal Basic Education	Construction of 24no. School wall fence	400,000,000.00	-	48,854,635.73	12.2%	351,145,364.27		
051700500100 - State Universal Basic Education	Capacity building for Teachers, Heads, School Support officers (SSOs) School Support Improvement Team	20,000,000.00	-	6,915,600.00	34.6%	13,084,400.00		
051700500100 - State Universal Basic Education	Renovation of 388no. Classrooms and other School Structure for Junior and Primary Schools across the State	1,400,000,000.00	222,905,348.22	413,421,684.95	29.5%	986,578,315.05		
051700500100 - State Universal Basic Education	Procurement of Instructional Materials including additional core and non-core text books, teacher's guides	300,000,000.00	140,000,000.00	409,000,000.00	136.3%	109,000,000.00		
051700500100 - State Universal Basic Education	Capacity building on food and Nutrition Interventions dietary needs of pupils in basic and junior secondary	10,000,000.00	-	-	0.0%	10,000,000.00		
051700500100 - State Universal Basic Education	UBEC Basic Education Special Intervention Programme (Capacity Building)-Human Capacity Development of	670,400,000.00	158,000,000.00	290,451,556.87	43.3%	379,948,443.13		
051700500100 - State Universal Basic Education	Procurement and distribution of 28,340 set of Classroom Furniture	1,400,000,000.00	164,817,332.99	446,520,833.74	31.9%	953,479,166.26		
051700500100 - State Universal Basic Education	Procurement and distribution of 15,663No. Bunk bed, Classroom and office furniture across the state	57,700,000.00	-	-	0.0%	57,700,000.00		
051700500100 - State Universal Basic Education	Construction of classrooms across the State under World Bank Supported Better Education Service Delivery	-	3,030,806.28	3,030,806.28	-	3,030,806.28		
051700500100 - State Universal Basic Education	Girls Child Education Programme - implementation of Girls Child Education Programme, to conducting	100,000,000.00	-	-	0.0%	100,000,000.00		
051700500100 - State Universal Basic Education	Construction of Teachers' Residential Building at School for the Hearing Impaired Hadejia and School for	52,500,000.00	-	-	0.0%	52,500,000.00		
051700500100 - State Universal Basic Education	Procurement of Specially designed Instructional Materials/assistive technology devices.	15,000,000.00	-	-	0.0%	15,000,000.00		
051700500100 - State Universal Basic Education	Procurement of plastic water tanks for Special Schools across the State	2,000,000.00	-	-	0.0%	2,000,000.00		
051700500100 - State Universal Basic Education	Construction of Walk way at SVI and SHI Schools	25,500,000.00	-	-	0.0%	25,500,000.00		
051700500100 - State Universal Basic Education	Provision of Solar powered security light and repair at SVI, SID and SHI	15,000,000.00	-	-	0.0%	15,000,000.00		
051700500100 - State Universal Basic Education	Renovation of Kitchen at SHI Hadejia	1,500,000.00	-	-	0.0%	1,500,000.00		
051700500100 - State Universal Basic Education	Renovation of School gate at SVI	1,700,000.00	-	-	0.0%	1,700,000.00		
051700500100 - State Universal Basic Education	Sand filling and Drainage at SID Kazaure	3,000,000.00	-	-	0.0%	3,000,000.00		
051700500100 - State Universal Basic Education	Construction of 4no. cubicle Toilet and 5no. block of bath room	8,000,000.00	-	-	0.0%	8,000,000.00		
051700500100 - State Universal Basic Education	Procurement of workshop equipment at SHI	11,500,000.00	-	-	0.0%	11,500,000.00		
051700500100 - State Universal Basic Education	Interlocking of female Hostel at SHI	3,800,000.00	-	-	0.0%	3,800,000.00		
051700500100 - State Universal Basic Education	Procurement of Grinding machine for 3 Special Schools	2,500,000.00	-	-	0.0%	2,500,000.00		
051700500100 - State Universal Basic Education	Renovation of Hostel and Classrooms at School for Hearing Impaired at Hadejia	10,500,000.00	-	8,315,102.00	79.2%	2,184,898.00		
051700500100 - State Universal Basic Education	Capacity Buildings of Teachers with Special needs/Inclusive Schools on special education and inclusive best	53,300,000.00	-	5,303,000.00	9.9%	47,997,000.00		
051700500100 - State Universal Basic Education	Construction and Drilling of 60no. Hand pump Borehole	200,000,000.00	39,595,532.53	51,933,290.84	26.0%	148,066,709.16		
051700500100 - State Universal Basic Education	Development of Agricultural System for Learning	214,000,000.00	3,819,000.00	18,771,654.31	8.8%	195,228,345.69		
051700500100 - State Universal Basic Education	Educational Development and Quality Assurance	214,000,000.00	5,792,973.00	12,914,052.00	6.0%	201,085,948.00		
051700500100 - State Universal Basic Education	Procurement of Sports Facilities	142,000,000.00	4,246,444.50	6,640,119.15	4.7%	135,359,880.85		
051700500100 - State Universal Basic Education	Procurement of Project Monitoring Equipment	214,000,000.00	-	42,120,000.00	19.7%	171,880,000.00		
051700500100 - State Universal Basic Education	Construction of New Classrooms and other School Structure for Junior and Primary Schools across the State	1,800,000,000.00	-	-	0.0%	1,800,000,000.00		
051700500100 - State Universal Basic Education	Renovation of Classrooms and other School Structure for Junior and Primary Schools across the State	713,000,000.00	-	-	0.0%	713,000,000.00		
051700500100 - State Universal Basic Education	Procurement and distribution of Classroom Furniture set	700,000,000.00	-	-	0.0%	700,000,000.00		
051700500100 - State Universal Basic Education	Construction of Block of 4 Cubicles Toilet for the improvement of Sanitation and hygiene across the Junior	100,000,000.00	-	-	0.0%	100,000,000.00		
051700500100 - State Universal Basic Education	Conduct of Schools Monthly Monitoring	22,000,000.00	-	-	0.0%	22,000,000.00		

Jigawa State Government Budget Performance Report 2025 Q2 - Capital Expenditure by Project

Administrative Code and Description	Project Description	2025 Original Budget	2025 Q2 Performance	2025 Performance Year to Date (Q1-Q2)	% Performance Year to Date against 2025 Original Budget	Balance (against Original Budget)	HOPE-GOV Tagging	Climate Expenditure Tagging
051700500100 - State Universal Basic Education	Procurement of TLM for P1 & P2 to scale up PLANE foundational learning.	400,000,000.00	-	-	0.0%	400,000,000.00		
051700500100 - State Universal Basic Education	The Procurement of Solar gargets for the 7no. Model Boarding Primary Schools and 4no. Junior Secondary	70,000,000.00	-	-	0.0%	70,000,000.00		
051700500100 - State Universal Basic Education	Procurement of library Materials and E-learning materials for 4no. Basics Schools per senatorial district	35,000,000.00	12,310,000.00	12,310,000.00	35.2%	22,690,000.00		
051700500100 - State Universal Basic Education	Capacity Building of State EMIS officers and School E-learning Desk officers	15,000,000.00	-	-	0.0%	15,000,000.00		
051700500100 - State Universal Basic Education	Renovation of 3 E-learning centres to enhance security	25,000,000.00	-	-	0.0%	25,000,000.00		
051700500100 - State Universal Basic Education	Procurement of 6no. Core 17 Laptop computers	10,000,000.00	-	9,030,000.00	90.3%	970,000.00		
051700500100 - State Universal Basic Education	Monitoring of E-learning centres across the State	5,000,000.00	-	-	0.0%	5,000,000.00		
051700500100 - State Universal Basic Education	Procurement and distribution of 10,000 sets of Pupils and Teachers Furniture for ECCDE, Primary and Junior	446,000,000.00	-	-	0.0%	446,000,000.00		
051700500100 - State Universal Basic Education	Repairs of 12,000 Classrooms Furniture from the scraps	34,000,000.00	-	-	0.0%	34,000,000.00		
051700500100 - State Universal Basic Education	Renovation of Toilets across the Basic Schools under ODF Sustainability Programme	50,000,000.00	-	-	0.0%	50,000,000.00		
051700500100 - State Universal Basic Education	Construction of New Toilets at Basic Schools under ODF Sustainability Programme	100,000,000.00	-	53,681,700.00	53.7%	46,318,300.00		
051700600100 - Jigawa State Tsangaya Education	Construction of School Strutures under Tsangaya Development Projects	400,000,000.00	-	-	0.0%	400,000,000.00		
051700600100 - Jigawa State Tsangaya Education	Renovation of Existing Structure in 7No. Model Tsangaya Schools inherited from the Federal Government	455,000,000.00	-	-	0.0%	455,000,000.00		
051700600100 - Jigawa State Tsangaya Education	construction of reading shades in selected large Local Tsangaya Schools – N455.0 million;	60,000,000.00	-	-	0.0%	60,000,000.00		
051700600100 - Jigawa State Tsangaya Education	Procurement and Installation of Solar Power at 7no. Tsangaya schools – N60.0 million.	150,000,000.00	-	-	0.0%	150,000,000.00		
051700600100 - Jigawa State Tsangaya Education	Construction of 1 block of VIP Latrines at Each – N150.0 million;	100,000,000.00	-	-	0.0%	100,000,000.00		
051700600100 - Jigawa State Tsangaya Education	Construction and Drilling of Water Pump at 7no. Tsangaya Stangaya Schools – N100.0 million;	100,000,000.00	-	-	0.0%	100,000,000.00		
051700600100 - Jigawa State Tsangaya Education	Construction of Wall fence at Tsangaya schools - N100.0 million;	10,000,000.00	-	-	0.0%	10,000,000.00		
051700600100 - Jigawa State Tsangaya Education	Evacuation and fumigation of Toilet in Tsangaya Schools - N10.0 million	150,000,000.00	-	-	0.0%	150,000,000.00		
051700600100 - Jigawa State Tsangaya Education	Renovations of existing Model Tsangaya Primary Schools for the Sustainability of IQTE programme	90,000,000.00	-	-	0.0%	90,000,000.00		
051700600100 - Jigawa State Tsangaya Education	Construction of 3no. blocks of 3 Bedroom Houses for Alarammas	105,000,000.00	-	-	0.0%	105,000,000.00		
051700600100 - Jigawa State Tsangaya Education	Construction of 3no. Mosque -	135,000,000.00	-	-	0.0%	135,000,000.00		
051700600100 - Jigawa State Tsangaya Education	Construction of 3no. Skills Accusation Centres -	75,000,000.00	-	-	0.0%	75,000,000.00		
051700600100 - Jigawa State Tsangaya Education	Procurement of 3no. Motor vehicles Foreign Used – N141.3 million.	-	141,201,000.00	141,201,000.00	-	141,201,000.00		
051700600100 - Jigawa State Tsangaya Education	Procurement of ICT Equipments – N11.0 million.	-	10,188,296.27	10,188,296.27	-	10,188,296.27		
051700600100 - Jigawa State Tsangaya Education	Procurement of School Furnitures – N124.1 million.	-	119,721,650.00	119,721,650.00	-	119,721,650.00		
051700600100 - Jigawa State Tsangaya Education	Procurement of Instructional Materials – N40.0 million.	-	13,300,000.00	13,300,000.00	-	13,300,000.00		
052100100100 - Ministry of Health	Balance Payment of Hospital Equipment for Hadejia Specialist Hospital	672,900,000.00	-	-	0.0%	672,900,000.00		
052100100100 - Ministry of Health	Balance payment of the commissioning Work at Birnin Kudu New General Hospital	24,300,000.00	-	-	0.0%	24,300,000.00		
052100100100 - Ministry of Health	Procurement of 5No Utility Vehicles for Specialist Hospitals	200,000,000.00	-	-	0.0%	200,000,000.00		
052100100100 - Ministry of Health	Completion for the Construction of Kazaure Specialist Hospital	226,900,000.00	-	-	0.0%	226,900,000.00		
052100100100 - Ministry of Health	Completion for the Construction of Hadejia Specialist Hospital	274,720,000.00	-	-	0.0%	274,720,000.00		
052100100100 - Ministry of Health	Procurement of 2no. Computer Laptops – N0.7 million;	700,000.00	-	-	0.0%	700,000.00		
052100100100 - Ministry of Health	Procurement of 2no. Printers – N0.480 million;	480,000.00	-	-	0.0%	480,000.00		
052100100100 - Ministry of Health	Establishment of research database by the Operational Research Unit	1,150,000.00	-	-	0.0%	1,150,000.00		
052100100100 - Ministry of Health	Human Capacity Building for Health Personnel – N3.5 million;	3,500,000.00	1,710,000.00	1,710,000.00	48.9%	1,790,000.00		
052100100100 - Ministry of Health	Renovation of Laboratory equipment (HIV/AIDS) – N10.0 million;	10,000,000.00	-	-	0.0%	10,000,000.00		
052100100100 - Ministry of Health	Malaria Control Booster Programme - compliment provision of malaria commodities in non Global Fund	102,000,000.00	167,000.00	167,000.00	0.2%	101,833,000.00		
052100100100 - Ministry of Health	Procurement of drugs for treatment of opportunistic infections - HIV / AIDS Control Complementary	5,000,000.00	-	-	0.0%	5,000,000.00		
052100100100 - Ministry of Health	Implementationn of TBL control support programme - Leprosy Referral and T. B. Hospital Hadejia -	30,000,000.00	-	-	0.0%	30,000,000.00		
052100100100 - Ministry of Health	Development of Free MNCH Data tools (HMIS) – N5.0 million;	5,000,000.00	-	-	0.0%	5,000,000.00		
052100100100 - Ministry of Health	Provision of Data Collection Tools for Health Management Information Dbase Development	20,000,000.00	-	6,018,800.00	30.1%	13,981,200.00		
052100100100 - Ministry of Health	Establishment of IT Centre at State Ministry of Health – 50.0 million;	50,000,000.00	-	-	0.0%	50,000,000.00		
052100100100 - Ministry of Health	Piloting of electronic Health Record (EMR) HMIS in 3no. General Hospitals and 3no. PHCs – N40.0 million	40,000,000.00	-	-	0.0%	40,000,000.00		
052100100100 - Ministry of Health	General renovation of Psychiatric hospital Kazaure	300,000,000.00	-	-	0.0%	300,000,000.00		
052100100100 - Ministry of Health	Optimization of 8no. General Hospitals at Garki, Gantsa, Gagarawa, Gwiwa Kirikasamma, Fagam, Gwaram	356,000,000.00	-	252,597.00	0.1%	355,747,403.00		
052100100100 - Ministry of Health	Improvement and Upgrading of Dutse General Hospital – N300.0 million;	300,000,000.00	-	-	0.0%	300,000,000.00		
052100100100 - Ministry of Health	Continuation for the Construction of 2no. New General Hospitals at Ringim and Kafin Hausa – N1.4 billion;	1,400,000,000.00	-	417,134,374.19	29.8%	982,865,625.81		
052100100100 - Ministry of Health	Construction additional 8no. staff quarters at New General Hospitals Gwiwa, Gagarawa, Garki, Gantsa, Guri,	300,000,000.00	-	-	0.0%	300,000,000.00		
052100100100 - Ministry of Health	Furnishing additional 8no. staff quarters at New General Hospitals Gwiwa, Gagarawa, Garki, Gantsa, Guri	200,000,000.00	-	12,550,360.21	6.3%	187,449,639.79		
052100100100 - Ministry of Health	Completion for the Construction of New Orthopaedic Hospital at Gumel – N200.0 million;	200,000,000.00	-	-	0.0%	200,000,000.00		
052100100100 - Ministry of Health	Equipping of New Orthopaedic Hospital at Gumel – N700.0 million;	700,000,000.00	-	-	0.0%	700,000,000.00		
052100100100 - Ministry of Health	Improvement of Training Centre for internship, Horsemanship and Postgraduate Family Medicine in Dutse	128,000,000.00	-	-	0.0%	128,000,000.00		

Jigawa State Government Budget Performance Report 2025 Q2 - Capital Expenditure by Project

Administrative Code and Description	Project Description	2025 Original Budget	2025 Q2 Performance	2025 Performance Year to Date (Q1-Q2)	% Performance Year to Date against 2025 Original Budget	Balance (against Original Budget)	HOPE-GOV Tagging	Climate Expenditure Tagging
052100100100 - Ministry of Health	Establishment of Intensive Care Units Dutse, – N60.0 million;	60,000,000.00	-	-	0.0%	60,000,000.00		
052100100100 - Ministry of Health	Construction Physiotherapy and Dental units in General Hospitals – N40.0 million;	40,000,000.00	-	-	0.0%	40,000,000.00		
052100100100 - Ministry of Health	Equipping Physiotherapy and Dental units in Dutse, Gumel and Hadejia General Hospitals - N60.0 million;	60,000,000.00	-	-	0.0%	60,000,000.00		
052100100100 - Ministry of Health	Provision of Emergency Operation Centre (EOC) – N25.0 million;	25,000,000.00	-	-	0.0%	25,000,000.00		
052100100100 - Ministry of Health	Renovation of Molecular Laboratory to Public Health Laboratory at Dutse – N10.0 million;	10,000,000.00	-	-	0.0%	10,000,000.00		
052100100100 - Ministry of Health	Development of Maternal, Perinatal Death Surveillance and Response (MPDSR) Programme – N20.0 million;	20,000,000.00	-	-	0.0%	20,000,000.00		
052100100100 - Ministry of Health	Construction of Ophthalmic Unit in Some General Hospitals	22,000,000.00	-	-	0.0%	22,000,000.00		
052100100100 - Ministry of Health	Equipping of Ophthalmic unit of some selected General Hospitals across the State	30,000,000.00	-	-	0.0%	30,000,000.00		
052100100100 - Ministry of Health	Purchase of equipment for Primary Eye Care Onchocerciasis	50,000,000.00	-	4,750,000.00	9.5%	45,250,000.00		
052100100100 - Ministry of Health	Procurement of Medical equipments & Drugs under Jigawa State Drug Management Agency (J I M S O)	10,000,000.00	-	-	0.0%	10,000,000.00		
052100100100 - Ministry of Health	Free Maternal and Child Health Programme in Secondary Hospitals	1,200,000,000.00	179,411,400.00	300,009,000.00	25.0%	899,991,000.00		
052100100100 - Ministry of Health	Purchase of medical equipment under the State Contributory Health Insurance Programme / SDGs -	4,889,500,000.00	-	-	0.0%	4,889,500,000.00		
052100100100 - Ministry of Health	Establishment of Infectious Diseases Hospital Dutse (IDH)	50,000,000.00	-	-	0.0%	50,000,000.00		
052100100100 - Ministry of Health	Procurement of Office Furniture for the Established Planning Preventive Unit	5,000,000.00	-	-	0.0%	5,000,000.00		
052100100100 - Ministry of Health	Monitoring and evaluation of hospital facility for Quality Care System Programme	90,000,000.00	5,168,624.00	46,375,285.25	51.5%	43,624,714.75		
052100100100 - Ministry of Health	Procurement of Operational Motor Vehicles for the RMNCHAE and Nutrition Activities	25,000,000.00	-	-	0.0%	25,000,000.00		
052100100100 - Ministry of Health	Repairs of Dialysis Machines	50,000,000.00	-	22,012,276.93	44.0%	27,987,723.07		
052100100100 - Ministry of Health	Purchase of machine for Dialysis & Oncology Operational Units	250,000,000.00	-	-	0.0%	250,000,000.00		
052100100100 - Ministry of Health	Purchase of 1 nos of Hilux for Planning Preventive Unit	40,000,000.00	-	-	0.0%	40,000,000.00		
052100100100 - Ministry of Health	Establishment of Crayon Oxygen Plant	3,000,000,000.00	-	-	0.0%	3,000,000,000.00		
052100100100 - Ministry of Health	Establishment of Diagnostic and Cardiac Centre Dutse	3,000,000,000.00	-	1,366,703,899.93	45.6%	1,633,296,100.07		
052100100100 - Ministry of Health	Implementation of Health Student Care Programme	500,000,000.00	30,400,000.00	30,400,000.00	6.1%	469,600,000.00		
052101700100 - Rasheed Shekoni Specialist Hospital	Repairs in the hospital within transition period.	20,000,000.00	-	-	0.0%	20,000,000.00		
052101900100 - Office of the Provost College of	Solarization at Birnin kudu campus admin and academic blocks - N15.0 million	15,000,000.00	-	-	0.0%	15,000,000.00		
052101900100 - Office of the Provost College of	Construction of ICT complex at College of Nursing Science B/kudu - N40.0 million;	40,000,000.00	-	-	0.0%	40,000,000.00		
052101900100 - Office of the Provost College of	Construction of additional Staff quarters at B/kudu - N25.0 million	25,000,000.00	-	-	0.0%	25,000,000.00		
052101900100 - Office of the Provost College of	Renovation of Provost and 2No. Directors Houses and Supply of new furniture - N40.0 million;	40,000,000.00	-	-	0.0%	40,000,000.00		
052101900100 - Office of the Provost College of	Procurement of Library Books and Equipment's at B/kudu college Nursing sciences - N10.0 million	10,000,000.00	-	-	0.0%	10,000,000.00		
052101900100 - Office of the Provost College of	Renovation and Conversion of old General Hospital Birnin Kudu Building to student Hostel	35,000,000.00	-	-	0.0%	35,000,000.00		
052101900100 - Office of the Provost College of	Procurement of 16No. Laptop computers for CAOSCE examination - N6.0 million.	6,000,000.00	-	-	0.0%	6,000,000.00		
052101900100 - Office of the Provost College of	Procurement of 1no. Student Hummer Bus and 1no. 36 Seater Coast Bus and 1no. Official Motor Vehicle -	100,000,000.00	-	-	0.0%	100,000,000.00		
052101900100 - Office of the Provost College of	Payment of Consultancy and Projects Monitoring for the Constructions of Institutional Structures	20,000,000.00	-	-	0.0%	20,000,000.00		
052101900100 - Office of the Provost College of	Procurement of 200No Beds and Mattresses - N12.0 million;	12,000,000.00	-	-	0.0%	12,000,000.00		
052101900100 - Office of the Provost College of	Procurement of Classroom 400No Chairs and Tables - N12.0 million;	12,000,000.00	-	-	0.0%	12,000,000.00		
052101900100 - Office of the Provost College of	Procurement of 16No Laptop Computers for Modified Computer Aided Objective Structured Clinical	6,000,000.00	-	-	0.0%	6,000,000.00		
052101900100 - Office of the Provost College of	Construction of College of Nursing Sciences , Hadejia Campus Permanent Site	1,000,000,000.00	-	-	0.0%	1,000,000,000.00		
052101900100 - Office of the Provost College of	Solarization of Female hostel at College of Nursing Sciences, Hadejia	14,000,000.00	-	-	0.0%	14,000,000.00		
052101900100 - Office of the Provost College of	Balance of payment for Phase III construction works at SON&M Babura - N201.0 million;	201,000,000.00	-	-	0.0%	201,000,000.00		
052101900100 - Office of the Provost College of	Procurement of 16No Laptop Computers for Modified Computer Aided Objective Structured Clinical	6,000,000.00	-	-	0.0%	6,000,000.00		
052101900100 - Office of the Provost College of	Solarization of Admin and Academic Blocks at College of Nursing Sciences Babura	20,000,000.00	-	-	0.0%	20,000,000.00		
052101900100 - Office of the Provost College of	Procurement of Teaching Aids College of Nursing Sciences Babura	10,000,000.00	-	-	0.0%	10,000,000.00		
052101900100 - Office of the Provost College of	Overhauling of 2No 36-Seater Students Buses for the College of Nursing Sciences Babura	10,000,000.00	-	-	0.0%	10,000,000.00		
052101900100 - Office of the Provost College of	Supply of Book and other reading materials College of Nursing Sciences Babura	6,000,000.00	-	-	0.0%	6,000,000.00		
052102300100 - College of Health Science and	Construction of 1no. Female Hostel Story Building	60,000,000.00	-	54,238,779.20	90.4%	5,761,220.80		
052102300100 - College of Health Science and	Construction of 2no. Blocks of Students Hostels	100,000,000.00	-	100,000,000.00	100.0%	-		
052102300100 - College of Health Science and	Upgrading of School of Health Technology Structures to Full Pledged College of Health Science and	13,000,000.00	-	100,000,000.00	769.2%	- 87,000,000.00		
052102300100 - College of Health Science and	Equipping of 3no. Basic Sciences Laboratory	18,000,000.00	-	-	0.0%	18,000,000.00		
052102300100 - College of Health Science and	Construction of 1no. additional Blocks for Staff and Examiners Guest House	50,000,000.00	-	50,000,000.00	100.0%	-		
052102300100 - College of Health Science and	Procurement of workshop Equipment for HND Environmental Health	20,000,000.00	-	-	0.0%	20,000,000.00		
052102300100 - College of Health Science and	Construction of 3no. 100 capacity Classroom blocks at CHST, Jahun- N40.0 million;	40,000,000.00	-	66,248,283.52	165.6%	- 26,248,283.52		
052102300100 - College of Health Science and	Furnishing of 3no. 100 capacity Classroom blocks at CHST, Jahun- N15.0 million;	15,000,000.00	-	-	0.0%	15,000,000.00		
052102300100 - College of Health Science and	Installation of Solar Street Light in the School Campus	21,000,000.00	-	-	0.0%	21,000,000.00		
052102300100 - College of Health Science and	Procurement of NBTE Accreditation Equipment for HND programmes (Dental Therapy, HIM & Environmental	42,000,000.00	-	-	0.0%	42,000,000.00		

Jigawa State Government Budget Performance Report 2025 Q2 - Capital Expenditure by Project

Administrative Code and Description	Project Description	2025 Original Budget	2025 Q2 Performance	2025 Performance Year to Date (Q1-Q2)	% Performance Year to Date against 2025 Original Budget	Balance (against Original Budget)	HOPE-GOV Tagging	Climate Expenditure Tagging
052102300100 - College of Health Science and	Supply of Book and other reading materials to the Existing Library at CHST, Jahun - N5.0 million;	5,000,000.00	-	-	0.0%	5,000,000.00		
052102300100 - College of Health Science and	Procurement of 3No of Utility Vehicles for CHST, Jahun	38,000,000.00	-	-	0.0%	38,000,000.00		
052102300100 - College of Health Science and	Procurement of 30no. Laptops Computer	10,000,000.00	-	-	0.0%	10,000,000.00		
052102300100 - College of Health Science and	Regulatory Councils Accreditation of 7 ND programmes CHST Jahun -N70.0 million;	70,000,000.00	-	-	0.0%	70,000,000.00		
052102300100 - College of Health Science and	Solarization of Offices at CHST Jahun	10,000,000.00	-	-	0.0%	10,000,000.00		
052102300100 - College of Health Science and	Construction of 500 seat capacity auditorium at CSHT Jahun - N70.0 million;	70,000,000.00	-	-	0.0%	70,000,000.00		
052102300100 - College of Health Science and	Furnishing of 500 seat capacity auditorium at CSHT Jahun - N30.0 million;	30,000,000.00	-	-	0.0%	30,000,000.00		
052102400100 - Primary Health Care Development	Continuation and Commencement for the Construction of Primary Healthcare Facilities under 2023/2024 and	386,260,000.00	-	-	0.0%	386,260,000.00		
052102400100 - Primary Health Care Development	Construction of 30no. Midwife Quarters at 30no. PHCs Across the State – N650.0 million;	650,000,000.00	-	202,882,817.26	31.2%	447,117,182.74		
052102400100 - Primary Health Care Development	Installation of Solar Powered water scheme at 30no. Ward Level PHCs – N200.0 million;	200,000,000.00	-	-	0.0%	200,000,000.00		
052102400100 - Primary Health Care Development	Construction 300 metres perimeter wall fencing in 30 PHCs – N450.0 million;	450,000,000.00	-	-	0.0%	450,000,000.00		
052102400100 - Primary Health Care Development	Provision of solar electricity in 30 PHCs – N100.0 million;	100,000,000.00	-	-	0.0%	100,000,000.00		
052102400100 - Primary Health Care Development	Procurement of Medical equipment for 30 PHCs – N300.0 million;	300,000,000.00	-	-	0.0%	300,000,000.00		
052102400100 - Primary Health Care Development	Renovation of existing structures in 30 PHCs – N300.0 million;	300,000,000.00	-	-	0.0%	300,000,000.00		
052102400100 - Primary Health Care Development	Construction of L1 Block in 10 PHCs – N150.0 million;	150,000,000.00	-	-	0.0%	150,000,000.00		
052102400100 - Primary Health Care Development	Equipping of the L1 Block of 10no. PHCs – N50.0 million;	50,000,000.00	-	-	0.0%	50,000,000.00		
052102400100 - Primary Health Care Development	Renovation 30 dilapidated PHCs – N100.0 million;	100,000,000.00	-	-	0.0%	100,000,000.00		
052102400100 - Primary Health Care Development	Equipping of the constructed 17no. Ward Level PHCs – N40.0 million;	40,000,000.00	-	-	0.0%	40,000,000.00		
052102400100 - Primary Health Care Development	Development of electronic Monitoring and Supervision Platform – N75.0 million;	75,000,000.00	-	-	0.0%	75,000,000.00		
052102400100 - Primary Health Care Development	Procurement of Medical Equipment for the Establishment of Neonatal Resuscitating Corners at PHC facilities	50,000,000.00	-	-	0.0%	50,000,000.00		
052102400100 - Primary Health Care Development	Conduct of MNCH week – N30.0 million;	30,000,000.00	-	-	0.0%	30,000,000.00		
052102400100 - Primary Health Care Development	Maternal and Neonatal Emergency Transport Scheme (MaNCETS) (PHC Programmes/Projects) – N30.0	30,000,000.00	6,933,000.00	6,933,000.00	23.1%	23,067,000.00		
052102400100 - Primary Health Care Development	Support Routine Immunization -SERICC and LERICC, Cold Chain Equipment and (PHCDA Health System	100,000,000.00	-	-	0.0%	100,000,000.00		
052102400100 - Primary Health Care Development	RI review meetings at health facility, LGA and State level – N40.0 million;	40,000,000.00	-	-	0.0%	40,000,000.00		
052102400100 - Primary Health Care Development	Support to Masaki Nutrition Programme including Nutrition M&E and Micronutrient powder supplementation	50,000,000.00	-	-	0.0%	50,000,000.00		
052102400100 - Primary Health Care Development	Community Engagement - Jakadan Lafya/Community Health Influencers Promoters Services (CHIPS),	40,000,000.00	-	-	0.0%	40,000,000.00		
052102400100 - Primary Health Care Development	Strengthen Quality of Care Strategy – N20.0 million;	20,000,000.00	-	-	0.0%	20,000,000.00		
052102400100 - Primary Health Care Development	Maternal Perinatal Death Surveillance and Response (MPDSR) Programme – N3.0 million;	3,000,000.00	-	-	0.0%	3,000,000.00		
052102400100 - Primary Health Care Development	Quarterly Performance Review (SPHCDA - Health System Programmes Strengthening) – N20.0 million;	20,000,000.00	-	-	0.0%	20,000,000.00		
052102400100 - Primary Health Care Development	Reproductive Health Services (PHCDA Health System Programmes) – N24.0 million;	24,000,000.00	-	-	0.0%	24,000,000.00		
052102400100 - Primary Health Care Development	Quarterly HMIS Review – N20.0 million;	20,000,000.00	-	-	0.0%	20,000,000.00		
052102400100 - Primary Health Care Development	Conduct of Annual State Health Survey – N20.0 million;	20,000,000.00	-	-	0.0%	20,000,000.00		
052102400100 - Primary Health Care Development	Institutionalization of Service Quality, Utilization, Accountability and Tracking System – N5.0 million.	5,000,000.00	-	-	0.0%	5,000,000.00		
052102400100 - Primary Health Care Development	Monitoring of (PHCs) Activities under Health system programs – N15.0 million;	15,000,000.00	-	-	0.0%	15,000,000.00		
052102400100 - Primary Health Care Development	Intervention for the Control of Non-Communicable diseases (hypertension, diabetes, cancer, mental health,	10,000,000.00	-	-	0.0%	10,000,000.00		
052102400100 - Primary Health Care Development	Provision for Supplementary Immunization Activities	3,000,000,000.00	494,964,087.10	1,065,902,438.98	35.5%	1,934,097,561.02		
052102400100 - Primary Health Care Development	Purchase of Ready-to-Use therapeutic Food (RUTF), F75 and F100 for nutritional improvement	300,000,000.00	-	250,000,000.00	83.3%	50,000,000.00		
052102400100 - Primary Health Care Development	Procurement of medical equipments for Free Maternal and Child Health Programme in Primary Healthcare	500,000,000.00	24,996,044.00	45,530,662.00	9.1%	454,469,338.00		
052102400100 - Primary Health Care Development	Support Family Planning / Child Spacing programming (family planning services) through procurement of	80,000,000.00	-	-	0.0%	80,000,000.00		
052102400100 - Primary Health Care Development	Adolescents Reproductive Health (MMA) - N20.0 million.	20,000,000.00	-	-	0.0%	20,000,000.00		
052102400100 - Primary Health Care Development	Development of PHC facilities at Ward-level across the State for Basic Healthcare Provision	500,000,000.00	109,172,608.13	224,123,343.13	44.8%	275,876,656.87		
052102400100 - Primary Health Care Development	Procurement of Medical Equipment under Free Maternal and Child Healthcare Programs in Primary	100,000,000.00	-	-	0.0%	100,000,000.00		
052102400100 - Primary Health Care Development	Construction of midwives Quarters in 90 PHCs – N2.7 billion;	2,700,000,000.00	-	-	0.0%	2,700,000,000.00		
052102400100 - Primary Health Care Development	Construction 300 metres perimeter wall fencing in 90 PHCs – N900.0 million;	900,000,000.00	-	-	0.0%	900,000,000.00		
052102400100 - Primary Health Care Development	Provision of solar powered water scheme in 90 PHCs – N900.0 million;	900,000,000.00	-	-	0.0%	900,000,000.00		
052102400100 - Primary Health Care Development	Provision of solar electricity in 90 PHCs – N900.0 million;	900,000,000.00	-	-	0.0%	900,000,000.00		
052102400100 - Primary Health Care Development	Procurement of Medical equipment for 30 PHCs – N3.1 billion;	3,100,000,000.00	-	-	0.0%	3,100,000,000.00		
052102400100 - Primary Health Care Development	Renovation of existing structures in 90 PHCs – N5.0 billion.	5,000,000,000.00	-	-	0.0%	5,000,000,000.00		
053500100100 - Ministry of Environment and Climate	Implementation of Agro-Climate Resilience in Semi-Arid Landscape (ACReSAL) Programme	7,700,000,000.00	6,262,530,221.32	6,262,530,221.32	81.3%	1,437,469,778.68		
053500100100 - Ministry of Environment and Climate	Forest Nurseries Development and Production Of Seedlings	75,000,000.00	72,551,531.25	72,551,531.25	96.7%	2,448,468.75		
053500100100 - Ministry of Environment and Climate	Forest Shelterbelt and Natural Forest Reserve Development	40,000,000.00	-	-	0.0%	40,000,000.00		
053500100100 - Ministry of Environment and Climate	Forest Extension and Mass Mobilization Programme (Tree Planting Campaign)	10,000,000.00	-	-	0.0%	10,000,000.00		
053500100100 - Ministry of Environment and Climate	Development Of Industrial Crops Trees (Gum Arabic, Jatropha, etc)	10,000,000.00	-	-	0.0%	10,000,000.00		

Jigawa State Government Budget Performance Report 2025 Q2 - Capital Expenditure by Project

Administrative Code and Description	Project Description	2025 Original Budget	2025 Q2 Performance	2025 Performance Year to Date (Q1-Q2)	% Performance Year to Date against 2025 Original Budget	Balance (against Original Budget)	HOPE-GOV Tagging	Climate Expenditure Tagging
053500100100 - Ministry of Environment and Climate	Environmental Research and Data Base Development	5,000,000.00	-	-	0.0%	5,000,000.00		
053500100100 - Ministry of Environment and Climate	Renovation of Second Forestry Project Structures & Facilities	80,000,000.00	-	-	0.0%	80,000,000.00		
053500100100 - Ministry of Environment and Climate	General Repairs of 2no. amphibious excavators at 1st and 3rd quarter - N120.0 million.	120,000,000.00	-	-	0.0%	120,000,000.00		
053500100100 - Ministry of Environment and Climate	Procurement of River Clearance Equipment to support community organization along riverine villages -	40,000,000.00	-	-	0.0%	40,000,000.00		
053500100100 - Ministry of Environment and Climate	Construction of 2kms Drainages and culverts at Yalwawa, Dangan Tsoure, Sabuwar Gandu, Indian Quarters,	432,430,000.00	-	-	0.0%	432,430,000.00		
053500100100 - Ministry of Environment and Climate	Pumping out of flood water	5,000,000.00	-	-	0.0%	5,000,000.00		
053500100100 - Ministry of Environment and Climate	Construction of New Drainages in various location within Dutse metropolis – N150.0 million;	150,000,000.00	-	-	0.0%	150,000,000.00		
053500100100 - Ministry of Environment and Climate	Beautification and Clearance of Dutse and Other Towns	211,600,000.00	-	-	0.0%	211,600,000.00		
053500100100 - Ministry of Environment and Climate	Expansion of Drainages various location within Dutse metropolis – N50.0 million;	50,000,000.00	-	-	0.0%	50,000,000.00		
053500100100 - Ministry of Environment and Climate	Landscaping and interlocking of front and side of Government House – N30.0 million.	30,000,000.00	-	-	0.0%	30,000,000.00		
053500100100 - Ministry of Environment and Climate	Upgrading of Adiyani forest and Dabar Magini in Guri LGA flood plain into game reserve - N150.0 million;	150,000,000.00	-	-	0.0%	150,000,000.00		
053500100100 - Ministry of Environment and Climate	Biodiversity mapping across the state - N5.0 million;	5,000,000.00	-	-	0.0%	5,000,000.00		
053500100100 - Ministry of Environment and Climate	Development of existing oasis - N50.0 million;	50,000,000.00	-	-	0.0%	50,000,000.00		
053500100100 - Ministry of Environment and Climate	Assessment of site for zoological garden - N1.0 million;	1,000,000.00	-	-	0.0%	1,000,000.00		
053500100100 - Ministry of Environment and Climate	Procurement of 2no. speed boat for eco-tourism and revenue generation - N30.0 million;	30,000,000.00	-	-	0.0%	30,000,000.00		
053500100100 - Ministry of Environment and Climate	Resettlement of enclave communities at Hadejia wetland national park - N200.0 million;	200,000,000.00	-	-	0.0%	200,000,000.00		
053500100100 - Ministry of Environment and Climate	Supporting hunters with alternative means by providing them with chicken poultry keeping - N50.0 million	50,000,000.00	-	-	0.0%	50,000,000.00		
053500100100 - Ministry of Environment and Climate	Capacity building for utilization of Typha grass as means of fuel energy and procurement of briquette	100,000,000.00	-	-	0.0%	100,000,000.00		
053500100100 - Ministry of Environment and Climate	Procurement of standard fishing gears (mash net and hookies) to fishermen as alternative means of using	30,000,000.00	-	-	0.0%	30,000,000.00		
053500100100 - Ministry of Environment and Climate	Major markets monitoring – N3.5 million.	3,500,000.00	-	-	0.0%	3,500,000.00		
053500100100 - Ministry of Environment and Climate	Environmental pollution surveillance and control of mosquito larva – N5.0 million.	5,000,000.00	-	-	0.0%	5,000,000.00		
053500100100 - Ministry of Environment and Climate	Food safety policy and guideline printing and dissemination – N4.0 million.	4,000,000.00	-	-	0.0%	4,000,000.00		
053500100100 - Ministry of Environment and Climate	Repairs of truck gully emptier – N5.0 million.	5,000,000.00	-	-	0.0%	5,000,000.00		
053500100100 - Ministry of Environment and Climate	Repairs of simple to use recycling machines in Hadejia, Gumel ad Kazaure – N15.0 million.	15,000,000.00	-	-	0.0%	15,000,000.00		
053500100100 - Ministry of Environment and Climate	Installation of FGN supplied multipurpose recycling machines in Dutse – N100.0 million.	100,000,000.00	-	-	0.0%	100,000,000.00		
053500100100 - Ministry of Environment and Climate	Purchase of 2no. Motorcycles – N4.2 million.	4,200,000.00	-	-	0.0%	4,200,000.00		
053500100100 - Ministry of Environment and Climate	Purchase of 2no. Motorised, 2no. Electric and 5no. sprayers machines – N5.0 million.	5,000,000.00	-	-	0.0%	5,000,000.00		
053500100100 - Ministry of Environment and Climate	Quarterly meeting of monthly environmental Sanitation members – N2.0 million.	2,000,000.00	-	-	0.0%	2,000,000.00		
053500100100 - Ministry of Environment and Climate	Health care waste management, E-waste management policy domestication and production as well as	4,000,000.00	-	-	0.0%	4,000,000.00		
053500100100 - Ministry of Environment and Climate	Construction of storm water drainages and culverts at NTA Hadejia, Gawuna Quarters Hadejia, Unguwar	1,600,000,000.00	-	-	0.0%	1,600,000,000.00		
053500100100 - Ministry of Environment and Climate	Reclamation of gully erosion, embankment protection and desilting of river at Affected Towns/Areas	500,000,000.00	-	-	0.0%	500,000,000.00		
053500100100 - Ministry of Environment and Climate	Desalting and Pumping out of water across the state – N100.0 million.	100,000,000.00	-	-	0.0%	100,000,000.00		
053500100100 - Ministry of Environment and Climate	Purchase of 1no. Low-Bed truck - N200.0 million.	200,000,000.00	-	-	0.0%	200,000,000.00		
053500100100 - Ministry of Environment and Climate	Establishment of Climate Change Policy and Framework – N25.0 million;	25,000,000.00	-	-	0.0%	25,000,000.00		
053500100100 - Ministry of Environment and Climate	Establishment of GIS laboratory – N50.0 million;	50,000,000.00	-	-	0.0%	50,000,000.00		
053500100100 - Ministry of Environment and Climate	Stakeholders Engagement/Wider Sensitisation Coverage on Climate Change – N4.0 million;	4,000,000.00	-	-	0.0%	4,000,000.00		
053500100100 - Ministry of Environment and Climate	Capacity Development of 120no. of women and youth on briquette production in collaboration with Youth	10,000,000.00	-	-	0.0%	10,000,000.00		
053500100100 - Ministry of Environment and Climate	Capacity Building for climate Change Desk Officers on Climate Change and Conduct Bi-annual meetings –	30,000,000.00	-	-	0.0%	30,000,000.00		
053500100100 - Ministry of Environment and Climate	Conduct MDAs/LGA Climate Change Officers Technical meetings bi-annual – N4.0 million;	4,000,000.00	-	-	0.0%	4,000,000.00		
053500100100 - Ministry of Environment and Climate	Human Capacity Building on Environmental Protection and Climate Change	10,000,000.00	-	-	0.0%	10,000,000.00		
053500100100 - Ministry of Environment and Climate	Construction of Rural Agricultural Feeder Roads under Rural Access and Mobility Project (RAMP)	2,000,000,000.00	-	-	0.0%	2,000,000,000.00		
053500100100 - Ministry of Environment and Climate	Implementation of Environmental and Climate Change Action Plan (ECCP) Programme	2,300,000,000.00	-	-	0.0%	2,300,000,000.00		
053501600100 - Jigawa State Environmental	Construction of new 5 number Refuse Incinerators at Health care facilities	50,000,000.00	-	-	0.0%	50,000,000.00		
053501600100 - Jigawa State Environmental	Establishment of data bank for tracking progress and other M&E for efficient documentation, including	5,000,000.00	-	-	0.0%	5,000,000.00		
053501600100 - Jigawa State Environmental	Establishment and Piloting of at least one sustainable waste management plant. - N30.0 million;	30,000,000.00	-	-	0.0%	30,000,000.00		
053501600100 - Jigawa State Environmental	Sustainability of Open Defecation Free Program (ODF) including Faecal Sludge management services,	50,000,000.00	-	-	0.0%	50,000,000.00		
053501600100 - Jigawa State Environmental	Purchase of laptop Computers and other Accessories. N7.0 million;	7,000,000.00	-	-	0.0%	7,000,000.00		
053501600100 - Jigawa State Environmental	Procurement of Public Health Vector Control Equipment's (chemicals, knap sack sprayers, disinfectants PPEs	60,000,000.00	-	-	0.0%	60,000,000.00		
053501600100 - Jigawa State Environmental	Construction of 25no. Refuse Collection Point - N30.0 million;	30,000,000.00	-	-	0.0%	30,000,000.00		
053501600100 - Jigawa State Environmental	Renovation of Dutse Zonal office to accommodate NESREA. -N30.0 million;	30,000,000.00	-	-	0.0%	30,000,000.00		
053501600100 - Jigawa State Environmental	Furnishing of Dutse Zonal office to accommodate NESREA. -N10.0 million;	10,000,000.00	-	-	0.0%	10,000,000.00		
053501600100 - Jigawa State Environmental	Purchase of 10no. Motorcycle -N10.0 million;	10,000,000.00	-	-	0.0%	10,000,000.00		
053501600100 - Jigawa State Environmental	Purchase of 5no. Toyota Hi-jet - N30.0 million;	40,000,000.00	-	-	0.0%	40,000,000.00		

Jigawa State Government Budget Performance Report 2025 Q2 - Capital Expenditure by Project

Administrative Code and Description	Project Description	2025 Original Budget	2025 Q2 Performance	2025 Performance Year to Date (Q1-Q2)	% Performance Year to Date against 2025 Original Budget	Balance (against Original Budget)	HOPE-GOV Tagging	Climate Expenditure Tagging
053501600100 - Jigawa State Environmental	Repairs of Heavy-Duty machineries - N10.0 million;	10,000,000.00	-	-	0.0%	10,000,000.00		
053501600100 - Jigawa State Environmental	Advocacy and Sensitization Visit on Climate Change Adaptation and Mitigation to 27 LGAs - N2.0 million;	2,000,000.00	-	-	0.0%	2,000,000.00		
053501600100 - Jigawa State Environmental	Enforcement of EIA on all major projects in the state, engagement of EIA stakeholders and training of state	20,000,000.00	-	-	0.0%	20,000,000.00		
053501600100 - Jigawa State Environmental	Desilting of existing drainages and Evacuation of Debris in urban areas - N30.0 million;	30,000,000.00	-	-	0.0%	30,000,000.00		
053501600100 - Jigawa State Environmental	Purchase of Drainage Evacuation working materials for use by self-groups - N2.0 million.	2,000,000.00	-	-	0.0%	2,000,000.00		
055100100100 - Ministry for Local Government and	Establishment of ICT Office and Accessories – N10.0 million.	10,000,000.00	-	-	0.0%	10,000,000.00		
055100100100 - Ministry for Local Government and	Purchase of 5no. Utility Vehicles Toyota Corolla LE – N50.0 million.	50,000,000.00	-	-	0.0%	50,000,000.00		
055100100100 - Ministry for Local Government and	Capacity building and Sensitization on climate change mitigation - N54.0 million;	54,000,000.00	-	-	0.0%	54,000,000.00		
055100100100 - Ministry for Local Government and	Development of Local Govt Template, Digitization of Local Govt Budget and procurement process - N27.0	27,000,000.00	-	-	0.0%	27,000,000.00		
055100100100 - Ministry for Local Government and	Purchase of 5no. Toyota Hilux for Zonal Inspector Offices– N400.0 million.	400,000,000.00	-	-	0.0%	400,000,000.00		
055100100100 - Ministry for Local Government and	Continuation for the Construction of 2no. Zonal Offices at Kafin Hausa and Babura – N50.0 million.	50,000,000.00	-	-	0.0%	50,000,000.00		
055100100100 - Ministry for Local Government and	Renovation of Seven (7) No. zonal offices- N70.0 million.	70,000,000.00	-	-	0.0%	70,000,000.00		
055100100100 - Ministry for Local Government and	Construction of 9 zonal Inspectors Houses – N180.0 million.	180,000,000.00	-	-	0.0%	180,000,000.00		
055100100100 - Ministry for Local Government and	Purchase of Furniture to 9no. Local Government Zonal Inspectors Offices – N45.0 million.	45,000,000.00	-	-	0.0%	45,000,000.00		
055100100100 - Ministry for Local Government and	Provision of Solar lighting System at Local government Zonal Inspectors offices and the new constructed	39,000,000.00	-	14,281,443.00	36.6%	24,718,557.00		
055100100100 - Ministry for Local Government and	Provision of the construction of solar water scheme at 9no. newly constructed zonal inspectors house offices	25,000,000.00	-	-	0.0%	25,000,000.00		
055100100100 - Ministry for Local Government and	Construction of Conference Hall with offices at Local Govt Guest Houses Dutse - N945.0 million;	945,000,000.00	-	-	0.0%	945,000,000.00		
055100100100 - Ministry for Local Government and	Furnishing of Conference Hall at Local Govt Guest Houses Dutse - N350.0 million;	350,000,000.00	-	-	0.0%	350,000,000.00		
055100100100 - Ministry for Local Government and	Construction of additional 30no. Midwifery quaters across 27 LGAs - N1.0 billion;	1,000,000,000.00	-	-	0.0%	1,000,000,000.00		
055100100100 - Ministry for Local Government and	Wall-fencing of additional 30no. Midwifery quaters across 27 LGAs - N810.0 million;	810,000,000.00	-	-	0.0%	810,000,000.00		
055100100100 - Ministry for Local Government and	Provision of Solar lightening of additional 30no. Midwifery quaters across 27 LGAs - N135.0 million;	135,000,000.00	-	-	0.0%	135,000,000.00		
055100100100 - Ministry for Local Government and	Furnishing of additional 30no. Midwifery quaters across 27 LGAs - N55.0 million;	55,000,000.00	-	-	0.0%	55,000,000.00		
055100100100 - Ministry for Local Government and	Local Govt Council unified project and programs - N1.152 billion.	1,152,000,000.00	-	-	0.0%	1,152,000,000.00		
055100100100 - Ministry for Local Government and	Medical Support for Orphans, Poor and Vulnerable – N20.0 million.	20,000,000.00	-	-	0.0%	20,000,000.00		
055100100100 - Ministry for Local Government and	Support for the Completion of Socio-Economic Projects initiated by Self-Help Groups across the 27 LGAs -	10,000,000.00	-	-	0.0%	10,000,000.00		
055100100100 - Ministry for Local Government and	Support of self-help group involving the procurement of intensive working materials – N14.0 million.	11,000,000.00	-	-	0.0%	11,000,000.00		
056300100100 - Ministry of Higher Education, Science	Completion of ongoing projects which involve construction of Educational Structures i.e. Classroom Blocks,	300,000,000.00	300,000,000.00	300,000,000.00	100.0%	-		
056300100100 - Ministry of Higher Education, Science	Renovation of Santami Secondary School, take over and transformation into co-education Centre of	-	133,654,727.30	133,654,727.30	-	133,654,727.30		
056300100100 - Ministry of Higher Education, Science	Construction of Administrative Block for Senior Secondary Schools across various LGA	-	99,972,065.71	99,972,065.71	-	99,972,065.71		
056300100100 - Ministry of Higher Education, Science	Construction of additional 1-Block of 3-Classroom each at 10no. Senior Secondary Schools across the state	-	127,306,514.36	127,306,514.36	-	127,306,514.36		
056300100100 - Ministry of Higher Education, Science	Construction of 50no. blocks pit latrine toilets (1 Block of 6-Seater) across Senior Secondary Schools	-	94,453,114.66	94,453,114.66	-	94,453,114.66		
056300100100 - Ministry of Higher Education, Science	Construction of well fencing for 50no. of secondary schools in the state	-	293,022,537.78	293,022,537.78	-	293,022,537.78		
056300100100 - Ministry of Higher Education, Science	provision of Fumigation equipments for Mosquitoes and termites	17,000,000.00	-	-	0.0%	17,000,000.00		
056300100100 - Ministry of Higher Education, Science	Evacuation of Toilets in Boarding Schools	17,000,000.00	-	-	0.0%	17,000,000.00		
056300100100 - Ministry of Higher Education, Science	Procurement of 3,000 sets of 3-seater desks for SSS	300,000,000.00	265,854,065.15	265,854,065.15	88.6%	34,145,934.85		
056300100100 - Ministry of Higher Education, Science	Procurement of 2,000 sets of double bunk beds	280,000,000.00	-	-	0.0%	280,000,000.00		
056300100100 - Ministry of Higher Education, Science	Procurement of 3,000 mattresses for boarding SSS across the State	105,000,000.00	99,077,000.00	99,077,000.00	94.4%	5,923,000.00		
056300100100 - Ministry of Higher Education, Science	Procurement of assorted copies of core textbooks & teachers guide & charts for Senior Secondary School and	300,000,000.00	-	-	0.0%	300,000,000.00		
056300100100 - Ministry of Higher Education, Science	Procurement of Science Laboratory Equipment & Reagents for 6 SSS across the State	20,000,000.00	-	-	0.0%	20,000,000.00		
056300100100 - Ministry of Higher Education, Science	Procurement of Science Laboratory Equipment for 20No. SSS	100,000,000.00	-	-	0.0%	100,000,000.00		
056300100100 - Ministry of Higher Education, Science	Conduct a tour of tertiary institutions to assess needs and evaluate existing courses to ascertain alignment	22,000,000.00	-	-	0.0%	22,000,000.00		
056300100100 - Ministry of Higher Education, Science	Physical fact finding/Identification Senior Secondary Schools with critical infrastructural needs across the	5,000,000.00	-	-	0.0%	5,000,000.00		
056300100100 - Ministry of Higher Education, Science	Procurement of Kitchen Utensils for Boarding School across the State	60,000,000.00	59,900,000.00	59,900,000.00	99.8%	100,000.00		
056300100100 - Ministry of Higher Education, Science	Procurement of ICT materials to 50no. SSS (5 schools per zone)	100,000,000.00	73,100,000.00	73,100,000.00	73.1%	26,900,000.00		
056300100100 - Ministry of Higher Education, Science	Provision is for the procurement of instructional materials under the support of SMEs	300,000,000.00	-	-	0.0%	300,000,000.00		
056300100100 - Ministry of Higher Education, Science	Procurement and fix of 4no. assorted machines for Santami	1,000,000,000.00	-	-	0.0%	1,000,000,000.00		
056300100100 - Ministry of Higher Education, Science	Implementation of the Adolescent Girls Initiative for Learning & Empowerment (AGILE) Programme funded	8,000,000,000.00	-	-	0.0%	8,000,000,000.00		
056300100100 - Ministry of Higher Education, Science	Procurement of 4no. foreign used Toyota Corolla LE, 2016 model and 12 Motor cycles	134,000,000.00	124,871,484.00	124,871,484.00	93.2%	9,128,516.00		
056300100100 - Ministry of Higher Education, Science	Repairs of Students Furniture and Beds	-	152,500,200.00	152,500,200.00	-	152,500,200.00		
056300100100 - Ministry of Higher Education, Science	Procurement of Security Gadgets to Safe Schools in Line with Safe Schools Policy	350,000,000.00	-	-	0.0%	350,000,000.00		
056300100100 - Ministry of Higher Education, Science	Procurement of 1,000 sets of teachers' furniture	70,000,000.00	-	-	0.0%	70,000,000.00		
056300100100 - Ministry of Higher Education, Science	Enhancement of EMIS in accordance with FME, NEMIS Policy, Conduct of ASC, M&E, AESPR, MTSS & Data	145,000,000.00	-	-	0.0%	145,000,000.00		
056300100100 - Ministry of Higher Education, Science	Review of existing Education Policies to capture recent global education concepts	9,000,000.00	-	-	0.0%	9,000,000.00		

Jigawa State Government Budget Performance Report 2025 Q2 - Capital Expenditure by Project

Administrative Code and Description	Project Description	2025 Original Budget	2025 Q2 Performance	2025 Performance Year to Date (Q1-Q2)	% Performance Year to Date against 2025 Original Budget	Balance (against Original Budget)	HOPE-GOV Tagging	Climate Expenditure Tagging
056300100100 - Ministry of Higher Education, Science	Development of Admission Server and Creation of domain name, hosting and renewal for the Automated	20,000,000.00	-	-	0.0%	20,000,000.00		
056300100100 - Ministry of Higher Education, Science	Jigawa Creative and Innovative week (JICIW)	100,000,000.00	-	-	0.0%	100,000,000.00		
056300100100 - Ministry of Higher Education, Science	Implementation of Education Student Care Programme	100,000,000.00	-	-	0.0%	100,000,000.00		
056300100100 - Ministry of Higher Education, Science	Establishment for the Education Centre of Excellent	15,000,000,000.00	-	-	0.0%	15,000,000,000.00		
056300200100 - Jigawa State Educational Quality	Capacity building for evaluators, QA officers of all education agencies and all SSS Directors/Principals on	109,590,000.00	-	-	0.0%	109,590,000.00		
056300200100 - Jigawa State Educational Quality	Upgrade of JISEQAA of Website and Evaluation Software and QA Application	4,500,000.00	-	-	0.0%	4,500,000.00		
056300200100 - Jigawa State Educational Quality	Upgrade of JISEQAA Library of all Subjects, all levels text books, curriculum, syllabus and questions papers	8,960,000.00	-	-	0.0%	8,960,000.00		
056300200100 - Jigawa State Educational Quality	Establishing Online JISEQAA Monitoring Chamber for real time monitoring of school activities and tracking	4,500,000.00	-	-	0.0%	4,500,000.00		
056300200100 - Jigawa State Educational Quality	Establishment and construction of 3 District Offices, 1 in each senatorial zone	200,000,000.00	-	-	0.0%	200,000,000.00		
056300200100 - Jigawa State Educational Quality	Procurement of 1no. Official Brand-New Peugeot 406 for the Director General	15,000,000.00	-	-	0.0%	15,000,000.00		
056300200100 - Jigawa State Educational Quality	Establishment and coordinate the activities of Jigawa State Committee for Education Quality Assurance	5,000,000.00	-	-	0.0%	5,000,000.00		
056300200100 - Jigawa State Educational Quality	Publication and dissemination of Intensive Inspection and Whole School Evaluation reports to Ministries,	7,000,000.00	-	-	0.0%	7,000,000.00		
056300200100 - Jigawa State Educational Quality	Purchase of 10no. computers for Directors in JISEQAA	15,000,000.00	-	-	0.0%	15,000,000.00		
056300200100 - Jigawa State Educational Quality	Conduct of State-wide Learning Poverty Assessment	26,000,000.00	-	-	0.0%	26,000,000.00		
056300200100 - Jigawa State Educational Quality	Installation of Solar Power for Key JISEQAA offices	3,560,000.00	-	-	0.0%	3,560,000.00		
056300200100 - Jigawa State Educational Quality	Publication and dissemination of annual state of education report	7,000,000.00	-	-	0.0%	7,000,000.00		
056300200100 - Jigawa State Educational Quality	Procurement of 10no motorcycles for evaluation of hard-to-reach areas	20,000,000.00	-	-	0.0%	20,000,000.00		
056300200100 - Jigawa State Educational Quality	purchase of additional 20no. Infinix mobile phones for online reporting	4,000,000.00	-	-	0.0%	4,000,000.00		
056300200100 - Jigawa State Educational Quality	Purchase of 24no. Motor Vehicles Spareparts for 6no. vehicles	2,700,000.00	-	-	0.0%	2,700,000.00		
056300200100 - Jigawa State Educational Quality	Procurement of new direct image printer (KONIKA MINOLTA 220 SERIES)	4,700,000.00	-	-	0.0%	4,700,000.00		
056300200100 - Jigawa State Educational Quality	Hosting of first National Education Quality Assurance Conference Involving all National Director Generals and	25,000,000.00	-	-	0.0%	25,000,000.00		
056301800100 - Jigawa State Polytechnic Dutse	Procurement of 4no. official vehicles for Chief Librarian, Bursar, Director of Works and Chairman Governing	200,000,000.00	-	-	0.0%	200,000,000.00		
056301800100 - Jigawa State Polytechnic Dutse	Procurement of Laboratory equipment and teaching facilities at CVTE	60,000,000.00	-	-	0.0%	60,000,000.00		
056301800100 - Jigawa State Polytechnic Dutse	Construction of 1no. Block of Offices for Directorate of Works & Services and Store Unit - N150.0 million;	150,000,000.00	-	-	0.0%	150,000,000.00		
056301800100 - Jigawa State Polytechnic Dutse	Furnishing of New Block for Directorate of Works and Stores - N40.5 million;	40,500,000.00	-	-	0.0%	40,500,000.00		
056301800100 - Jigawa State Polytechnic Dutse	Renovation of Perimeter wall Fencing for the Institution - N50.0 million;	50,000,000.00	-	-	0.0%	50,000,000.00		
056301800100 - Jigawa State Polytechnic Dutse	Renovation of CBMS Administrative Block - N50.0 million;	50,000,000.00	-	-	0.0%	50,000,000.00		
056301800100 - Jigawa State Polytechnic Dutse	Renovation of Central Administrative Block - N50.0 million.	50,000,000.00	-	-	0.0%	50,000,000.00		
056301800100 - Jigawa State Polytechnic Dutse	Procurement of Workshop Equipment – N20.0 million;	20,000,000.00	-	-	0.0%	20,000,000.00		
056301800100 - Jigawa State Polytechnic Dutse	Procurement of Laboratory Equipment – N20.0 million;	20,000,000.00	-	-	0.0%	20,000,000.00		
056301800100 - Jigawa State Polytechnic Dutse	Procurement of Classroom Furniture - N20.0 million;	20,000,000.00	-	-	0.0%	20,000,000.00		
056301800100 - Jigawa State Polytechnic Dutse	Procurement of Office Furniture - N30.0 million;	30,000,000.00	-	-	0.0%	30,000,000.00		
056301800100 - Jigawa State Polytechnic Dutse	Construction of College of Social and General Studies – N75.0 million;	75,000,000.00	-	-	0.0%	75,000,000.00		
056301800100 - Jigawa State Polytechnic Dutse	Furnishing of College of Social and General Studies - 20.1 million;	20,100,000.00	-	-	0.0%	20,100,000.00		
056301800100 - Jigawa State Polytechnic Dutse	Renovation of Career Service Centre - N5.0 million;	5,000,000.00	-	-	0.0%	5,000,000.00		
056301800100 - Jigawa State Polytechnic Dutse	Procurement of Office Furniture for Career Service Centre N10.0 million.	10,000,000.00	-	-	0.0%	10,000,000.00		
056301800200 - Binyaminu Usman Polytechnic	Construction of 1no.Block of 30no. Rooms Male students Hostel (PHASE II)- N150.0 million;	153,000,000.00	-	-	0.0%	153,000,000.00		
056301800200 - Binyaminu Usman Polytechnic	Furnishing of 1no.Block of 30no. Rooms Student Hostel	25,000,000.00	-	-	0.0%	25,000,000.00		
056301800200 - Binyaminu Usman Polytechnic	Capacity Development for Academic Staffs of the Polytechnic	15,000,000.00	-	-	0.0%	15,000,000.00		
056301800200 - Binyaminu Usman Polytechnic	Procurements of Library Equipments and Development	40,000,000.00	-	-	0.0%	40,000,000.00		
056301800200 - Binyaminu Usman Polytechnic	Conference Attendance, Capacity Buildings, Workshop on Procurement by BPP	150,000,000.00	-	-	0.0%	150,000,000.00		
056301800200 - Binyaminu Usman Polytechnic	Funding for the Institute of base Research and Zonal Intervention	360,000,000.00	11,456,058.75	11,456,058.75	3.2%	348,543,941.25		
056301800200 - Binyaminu Usman Polytechnic	TETFUND support for Equipment Fabrication to aid learning	20,000,000.00	-	-	0.0%	20,000,000.00		
056301800200 - Binyaminu Usman Polytechnic	Procurement of 10no. computers to support E-learning activities in the institutions	25,000,000.00	-	-	0.0%	25,000,000.00		
056301800200 - Binyaminu Usman Polytechnic	Publication of Journals and Manuscripts Development	6,000,000.00	581,295.00	581,295.00	9.7%	5,418,705.00		
056301800200 - Binyaminu Usman Polytechnic	Renovation of TETFUND Project within the campus	20,000,000.00	-	-	0.0%	20,000,000.00		
056301800200 - Binyaminu Usman Polytechnic	Construction of School for management Studies	260,000,000.00	-	-	0.0%	260,000,000.00		
056301800200 - Binyaminu Usman Polytechnic	Construction for the Establishment of School for Science Technology	300,000,000.00	-	-	0.0%	300,000,000.00		
056301800200 - Binyaminu Usman Polytechnic	Renovation of Female Hostel (old campus)	15,000,000.00	-	-	0.0%	15,000,000.00		
056301800200 - Binyaminu Usman Polytechnic	Renovation of Female Hostel (New Campus)	10,000,000.00	-	-	0.0%	10,000,000.00		
056301800200 - Binyaminu Usman Polytechnic	Payment of Consultancies (External Moderators)	5,000,000.00	-	-	0.0%	5,000,000.00		
056301800200 - Binyaminu Usman Polytechnic	Procurement of Examination Materials and Others Equipments	10,000,000.00	-	-	0.0%	10,000,000.00		
056301800200 - Binyaminu Usman Polytechnic	Construction of Skills Development Centre	20,000,000.00	-	-	0.0%	20,000,000.00		

Jigawa State Government Budget Performance Report 2025 Q2 - Capital Expenditure by Project

Administrative Code and Description	Project Description	2025 Original Budget	2025 Q2 Performance	2025 Performance Year to Date (Q1-Q2)	% Performance Year to Date against 2025 Original Budget	Balance (against Original Budget)	HOPE-GOV Tagging	Climate Expenditure Tagging
056302100100 - Sule Lamido University Khafin Hausa	Construction of the Faculty of Agriculture Workshop - N15.0 million;	15,000,000.00	-	-	0.0%	15,000,000.00		
056302100100 - Sule Lamido University Khafin Hausa	Construction of the Faculty of Agriculture Fencing - N20.0 million;	20,000,000.00	-	-	0.0%	20,000,000.00		
056302100100 - Sule Lamido University Khafin Hausa	Construction of the Faculty of Agriculture Costume Structures - N45.0 million;	10,000,000.00	-	-	0.0%	10,000,000.00		
056302100100 - Sule Lamido University Khafin Hausa	Construction of Aquaculture/Fisheries Aquariums - N15.0 million;	15,000,000.00	-	-	0.0%	15,000,000.00		
056302100100 - Sule Lamido University Khafin Hausa	Procurement of Additional Special Plants, Machine & Farm Implement - N15.0 million;	15,000,000.00	-	-	0.0%	15,000,000.00		
056302100100 - Sule Lamido University Khafin Hausa	Capacity Building for Specialized Laboratory Equipment Operation - N20.0 million;	10,000,000.00	-	-	0.0%	10,000,000.00		
056302100100 - Sule Lamido University Khafin Hausa	Construction of Administrative Block, Library & Computer Room at the Staff School -Phase IV - N50.0 million;	50,000,000.00	-	-	0.0%	50,000,000.00		
056302100100 - Sule Lamido University Khafin Hausa	Procurement of Additional Furniture for Staff School - N5.0 million;	5,000,000.00	-	-	0.0%	5,000,000.00		
056302100100 - Sule Lamido University Khafin Hausa	Procurement of Additional Books for Staff School - N2.5 million;	2,500,000.00	-	-	0.0%	2,500,000.00		
056302100100 - Sule Lamido University Khafin Hausa	Procurement of Teaching Aids for Staff School - N2.5 million;	2,500,000.00	-	-	0.0%	2,500,000.00		
056302100100 - Sule Lamido University Khafin Hausa	Procurement of Office Equipment for Staff School - N5.0 million;	5,000,000.00	-	-	0.0%	5,000,000.00		
056302100100 - Sule Lamido University Khafin Hausa	Procurement of Additional Furniture for Officers and Classrooms of the FNAS Phase I & II Building - N20.0	20,000,000.00	-	-	0.0%	20,000,000.00		
056302100100 - Sule Lamido University Khafin Hausa	Rehabilitation/Repairs of the University Medical Services: Provision of Maternity Wing at the University Clinic	50,000,000.00	-	-	0.0%	50,000,000.00		
056302100100 - Sule Lamido University Khafin Hausa	Rehabilitation and Repairs of all Existing Staff and Students Accommodation for Flood prevention - N80.0	80,000,000.00	-	-	0.0%	80,000,000.00		
056302100100 - Sule Lamido University Khafin Hausa	Rehabilitation and Repairs of all Existing Flood prevention in the Senior Staff Quarters - N20.0 million;	20,000,000.00	-	-	0.0%	20,000,000.00		
056302100100 - Sule Lamido University Khafin Hausa	Rehabilitation of Access to existing new completed facilities: FNAS Phase I & II/Main Library, Staff School -	15,000,000.00	121,854,474.81	121,854,474.81	812.4%	- 106,854,474.81		
056302100100 - Sule Lamido University Khafin Hausa	Continuation of the Development of University Guest House/Liaison Office - N150.0 million;	20,000,000.00	-	-	0.0%	20,000,000.00		
056302100100 - Sule Lamido University Khafin Hausa	General Landscaping Works & External Works for the School of Postgraduate S & School of General &	15,000,000.00	-	-	0.0%	15,000,000.00		
056302100100 - Sule Lamido University Khafin Hausa	Construction of 1 Block of 480 Students Hostel - N600.0 million;	600,000,000.00	-	-	0.0%	600,000,000.00		
056302100100 - Sule Lamido University Khafin Hausa	Construction of Wetland Development & Research Centre - Phase I - N100.0 million;	250,000,000.00	50,138,129.00	50,138,129.00	20.1%	199,861,871.00		
056302100100 - Sule Lamido University Khafin Hausa	Special Staff Development Programme for Staff - N90.0 million;	90,000,000.00	32,993,953.18	32,993,953.18	36.7%	57,006,046.82		
056302100100 - Sule Lamido University Khafin Hausa	Resource Inspection and Re-accreditation of Existing Programme - N60.0 million;	60,000,000.00	9,060,599.84	9,060,599.84	15.1%	50,939,400.16		
056302100100 - Sule Lamido University Khafin Hausa	Conduct of Institutional Base Research under TETFund Grant - N10.0 million;	10,000,000.00	-	-	0.0%	10,000,000.00		
056302100100 - Sule Lamido University Khafin Hausa	Procurement of Instructional Materials, Teaching Aids and Exams Booklet - N60.0 million;	60,000,000.00	54,849,170.00	54,849,170.00	91.4%	5,150,830.00		
056302100100 - Sule Lamido University Khafin Hausa	Rehabilitation/Repairs of Vehicles - N50.0 million;	50,000,000.00	1,870,395.00	1,870,395.00	3.7%	48,129,605.00		
056302100100 - Sule Lamido University Khafin Hausa	Construction of 300 Seats Capacity Twin Theatre - N30.0 million;	30,000,000.00	-	-	0.0%	30,000,000.00		
056302100100 - Sule Lamido University Khafin Hausa	Procurement of ICT Equipment (2021-2024 ICT intervention)- N290.0 million;	290,000,000.00	120,505,795.31	120,505,795.31	41.6%	169,494,204.69		
056302100100 - Sule Lamido University Khafin Hausa	Furnishing of Computer Laboratories - N80.0 million;	80,000,000.00	-	-	0.0%	80,000,000.00		
056302100100 - Sule Lamido University Khafin Hausa	Procurement of 50KVA Solar Power backup - N16.0 million;	16,000,000.00	-	-	0.0%	16,000,000.00		
056302100100 - Sule Lamido University Khafin Hausa	Provision of Networking Infrastructure (Optics Fibre) - N8.75 million;	8,750,000.00	-	-	0.0%	8,750,000.00		
056302100100 - Sule Lamido University Khafin Hausa	Procurement of Training Equipment - N50.0 million;	50,000,000.00	25,517,178.46	25,517,178.46	51.0%	24,482,821.54		
056302100100 - Sule Lamido University Khafin Hausa	Expansion of the SCES - N150.0 million;	150,000,000.00	-	-	0.0%	150,000,000.00		
056302100100 - Sule Lamido University Khafin Hausa	Procurement of Library Information Resources- N250.0 million;	250,000,000.00	-	-	0.0%	250,000,000.00		
056302100100 - Sule Lamido University Khafin Hausa	Procurement of IT Equipment - N116.25 million;	116,250,000.00	-	-	0.0%	116,250,000.00		
056302100100 - Sule Lamido University Khafin Hausa	Library Phase I & II - N228.00 million;	228,000,000.00	361,148,319.82	361,148,319.82	158.4%	- 133,148,319.82		
056302100100 - Sule Lamido University Khafin Hausa	Completion of Stepped Down Works and External Works - N350.0 million;	350,000,000.00	-	-	0.0%	350,000,000.00		
056302100100 - Sule Lamido University Khafin Hausa	Procurement of Furniture -- N140.0 million;	140,000,000.00	-	-	0.0%	140,000,000.00		
056302100100 - Sule Lamido University Khafin Hausa	Construction of FNAS III/Fac of Education - N500.0 million;	500,000,000.00	287,434,760.45	287,434,760.45	57.5%	212,565,239.55		
056302100100 - Sule Lamido University Khafin Hausa	Procurement of Furniture - N200.0 million;	200,000,000.00	-	-	0.0%	200,000,000.00		
056302100100 - Sule Lamido University Khafin Hausa	Procurement of Vehicle - N100.0 million;	100,000,000.00	-	-	0.0%	100,000,000.00		
056302100100 - Sule Lamido University Khafin Hausa	Construction of Works - N100.0 million;	100,000,000.00	-	-	0.0%	100,000,000.00		
056302100100 - Sule Lamido University Khafin Hausa	Procurement of Furniture - N215.0 million;	215,000,000.00	-	-	0.0%	215,000,000.00		
056302100100 - Sule Lamido University Khafin Hausa	Construction of Indoor Sport Complex under the 2025 Zonal Intervention - N250.0 million;	250,000,000.00	46,341,808.15	46,341,808.15	18.5%	203,658,191.85		
056302100100 - Sule Lamido University Khafin Hausa	Procurement of Lab Equip. - N350.0 million;	350,000,000.00	-	-	0.0%	350,000,000.00		
056302100100 - Sule Lamido University Khafin Hausa	Procurement of Furniture - N150.0 million;	150,000,000.00	-	-	0.0%	150,000,000.00		
056302100100 - Sule Lamido University Khafin Hausa	Renovation of TETFund Buildings - N156.0 million;	156,000,000.00	-	-	0.0%	156,000,000.00		
056302100100 - Sule Lamido University Khafin Hausa	Annual payment of the Insurance premium - N104.0 million;	104,000,000.00	-	-	0.0%	104,000,000.00		
056302100100 - Sule Lamido University Khafin Hausa	Construction of Students' Hostel - N1.0 billion;	1,000,000,000.00	-	-	0.0%	1,000,000,000.00		
056302100100 - Sule Lamido University Khafin Hausa	Establishment of Career Centre/Unit - N70.0 million;	70,000,000.00	-	-	0.0%	70,000,000.00		
056302100100 - Sule Lamido University Khafin Hausa	Capacity Building for Staff.	250,000,000.00	-	-	0.0%	250,000,000.00		
056302100100 - Sule Lamido University Khafin Hausa	Procurement of Lab Equip. - N280.0 million;	280,000,000.00	-	-	0.0%	280,000,000.00		
056302100100 - Sule Lamido University Khafin Hausa	Human Capacity Development - N20.0 million;	20,000,000.00	-	-	0.0%	20,000,000.00		

Jigawa State Government Budget Performance Report 2025 Q2 - Capital Expenditure by Project

Administrative Code and Description	Project Description	2025 Original Budget	2025 Q2 Performance	2025 Performance Year to Date (Q1-Q2)	% Performance Year to Date against 2025 Original Budget	Balance (against Original Budget)	HOPE-GOV Tagging	Climate Expenditure Tagging
056301800200 - Binyaminu Usman Polytechnic	Renovation of CBT Centre	30,000,000.00	-	-	0.0%	30,000,000.00		
056301800200 - Binyaminu Usman Polytechnic	Procurement and installation of CCTV Camera and walkie Talkie for security Unit	5,000,000.00	-	-	0.0%	5,000,000.00		
056301800200 - Binyaminu Usman Polytechnic	Development of Accounting and Inventory Software for Bursary Unit and Accounting Department	5,000,000.00	-	-	0.0%	5,000,000.00		
056301800200 - Binyaminu Usman Polytechnic	Rehabilitations of Building and storm damages	30,000,000.00	-	-	0.0%	30,000,000.00		
056301800200 - Binyaminu Usman Polytechnic	Construction of Centre for Semi-Arid Research and Development and Agric-Business Hub	190,000,000.00	-	-	0.0%	190,000,000.00		
056301900100 - Jigawa State College of Education	NCEE Tracking of TDP/NCEE programme	12,000,000.00	-	-	0.0%	12,000,000.00		
056301900100 - Jigawa State College of Education	Procurement of 100kva capacity solar power complete with accessories	120,000,000.00	-	-	0.0%	120,000,000.00		
056301900100 - Jigawa State College of Education	Construction of 350 meters wall fencing of the college	30,000,000.00	-	-	0.0%	30,000,000.00		
056301900100 - Jigawa State College of Education	Construction of 1no. Block of 3no. Laboratories at College Demonstration School	80,000,000.00	-	-	0.0%	80,000,000.00		
056301900100 - Jigawa State College of Education	Construction of Centre for Research and Development for Teachers	100,000,000.00	-	-	0.0%	100,000,000.00		
056301900100 - Jigawa State College of Education	Renovation of 23no. Bashiga Junior Staff Houses	80,500,000.00	-	-	0.0%	80,500,000.00		
056301900100 - Jigawa State College of Education	Renovation of 2no. Blocks of 4no. Classrooms	50,000,000.00	-	-	0.0%	50,000,000.00		
056301900100 - Jigawa State College of Education	Renovation of Ali sa`ad Conference hall	29,900,000.00	-	-	0.0%	29,900,000.00		
056301900100 - Jigawa State College of Education	Renovation of Continuing Education Directorate Buildings	20,000,000.00	-	-	0.0%	20,000,000.00		
056301900100 - Jigawa State College of Education	Renovation of Block of 2 Classrooms and offices (Demonstration school)	8,000,000.00	-	-	0.0%	8,000,000.00		
056301900100 - Jigawa State College of Education	Procurement of Lecture Hall Furniture	30,000,000.00	-	-	0.0%	30,000,000.00		
056301900100 - Jigawa State College of Education	Glass and laminated wood partition of school of sciences offices	10,000,000.00	-	-	0.0%	10,000,000.00		
056301900100 - Jigawa State College of Education	Renovation of 2no. Principal Officers Lodges (Provost and principal officer)	40,000,000.00	-	-	0.0%	40,000,000.00		
056301900100 - Jigawa State College of Education	Furnishing of 2no. Principal Officers Lodges (Provost and principal officer)	20,000,000.00	-	-	0.0%	20,000,000.00		
056301900100 - Jigawa State College of Education	Payment of compensation for the Collage Expansion	10,200,000.00	-	-	0.0%	10,200,000.00		
056302100100 - Sule Lamido University Khafin Hausa	Remodeling of Old Haruna Wakil Library	250,000,000.00	64,722,769.53	64,722,769.53	25.9%	185,277,230.47		
056302100100 - Sule Lamido University Khafin Hausa	Construction of School of Continuing Education Phase I	400,000,000.00	178,340,149.89	178,340,149.89	44.6%	221,659,850.11		
056302100100 - Sule Lamido University Khafin Hausa	Installation of Solar Power at Faculty of Social and Management Science	35,000,000.00	10,545,360.27	10,545,360.27	30.1%	24,454,639.73		
056302100100 - Sule Lamido University Khafin Hausa	Construction of 1No. Sabbatical Lodge,	116,270,000.00	303,904,122.03	303,904,122.03	261.4%	- 187,634,122.03		
056302100100 - Sule Lamido University Khafin Hausa	Construction of Faculty of Medicine Building	1,000,000,000.00	1,000,000,000.00	1,000,000,000.00	100.0%	-		
056302100100 - Sule Lamido University Khafin Hausa	Connection of Fiber Optics from Kafin Hausa town to the Main Campus	50,000,000.00	-	-	0.0%	50,000,000.00		
056302100100 - Sule Lamido University Khafin Hausa	Co-funding for completion of 1no. Block of 480 capacity students Hostel	499,400,000.00	178,656,885.77	178,656,885.77	35.8%	320,743,114.23		
056302100100 - Sule Lamido University Khafin Hausa	Completion Construction of 5 Units Principal Officers Lodge	418,330,000.00	-	-	0.0%	418,330,000.00		
056302100100 - Sule Lamido University Khafin Hausa	Continuation for the Construction of 1 Units 480 Capacity Students' Hostel - N499.4 million;	200,000,000.00	-	-	0.0%	200,000,000.00		
056302100100 - Sule Lamido University Khafin Hausa	Procurement of IT equipment and Infrastructure (E-learning gadgets, cables and others) under	150,000,000.00	130,834,099.15	130,834,099.15	87.2%	19,165,900.85		
056302100100 - Sule Lamido University Khafin Hausa	Procurement of Library Equipments/Books under 2024 Library Development Intervention	20,000,000.00	12,983,770.00	12,983,770.00	64.9%	7,016,230.00		
056302100100 - Sule Lamido University Khafin Hausa	Construction of Convocation Square	100,000,000.00	-	-	0.0%	100,000,000.00		
056302100100 - Sule Lamido University Khafin Hausa	Furnishing of Laboratories for FNAS I & II Phase I	100,000,000.00	-	-	0.0%	100,000,000.00		
056302100100 - Sule Lamido University Khafin Hausa	Capacity Building/Human Resource Development	350,000,000.00	-	-	0.0%	350,000,000.00		
056302100100 - Sule Lamido University Khafin Hausa	Construction of Faculty of Law Phase I	500,000,000.00	-	-	0.0%	500,000,000.00		
056302100100 - Sule Lamido University Khafin Hausa	Procurement Anniversary/Celebration of Convocation Equipment	300,000,000.00	-	-	0.0%	300,000,000.00		
056302100100 - Sule Lamido University Khafin Hausa	Construction of 25 Units for Senior Staff Lodge Phase I	200,000,000.00	-	-	0.0%	200,000,000.00		
056302100100 - Sule Lamido University Khafin Hausa	Construction of Security Outpost and Equipment	100,000,000.00	-	-	0.0%	100,000,000.00		
056302100100 - Sule Lamido University Khafin Hausa	Construction of 2nd 2.5MV Substation	150,000,000.00	-	-	0.0%	150,000,000.00		
056302100100 - Sule Lamido University Khafin Hausa	Completion for the Construction of Student Hostel	500,000,000.00	-	-	0.0%	500,000,000.00		
056302100100 - Sule Lamido University Khafin Hausa	Connection of Power to the Staff School	35,000,000.00	-	-	0.0%	35,000,000.00		
056302100100 - Sule Lamido University Khafin Hausa	Provision of Complete Water Scheme (Surface, Overhead Tanks & Boreholes for the Proposed University	60,000,000.00	-	-	0.0%	60,000,000.00		
056302100100 - Sule Lamido University Khafin Hausa	Conversion of conventional Boreholes to Solar Powered and Solar Backup at Faculties, Departments &	50,000,000.00	-	-	0.0%	50,000,000.00		
056302100100 - Sule Lamido University Khafin Hausa	Power Connection to the Faculty of SMS, School of Postgraduate Studies & School of General &	40,000,000.00	-	-	0.0%	40,000,000.00		
056302100100 - Sule Lamido University Khafin Hausa	Procurement of 3 Units Toyota Corolla (Foreign use) - N120.0 million;	120,000,000.00	16,662,500.00	16,662,500.00	13.9%	103,337,500.00		
056302100100 - Sule Lamido University Khafin Hausa	Renewal of Annual Internet Service Subscription (150Mbps, strm-1) - N30.0 million;	30,000,000.00	-	-	0.0%	30,000,000.00		
056302100100 - Sule Lamido University Khafin Hausa	Procurement of Furniture - N35.0 million;	35,000,000.00	-	-	0.0%	35,000,000.00		
056302100100 - Sule Lamido University Khafin Hausa	Continuation of the Upgrade Bursary Software - N15.0 million;	15,000,000.00	-	-	0.0%	15,000,000.00		
056302100100 - Sule Lamido University Khafin Hausa	Procurement of IT Equipment for Bursary Department - N10.0 million;	10,000,000.00	-	-	0.0%	10,000,000.00		
056302100100 - Sule Lamido University Khafin Hausa	Human Resource Software for Registry Department - N5.0 million;	5,000,000.00	-	-	0.0%	5,000,000.00		
056302100100 - Sule Lamido University Khafin Hausa	Procurement of Drone and Additional Camera for Public Relation Office - N5.0 million;	5,000,000.00	-	-	0.0%	5,000,000.00		
056302100100 - Sule Lamido University Khafin Hausa	Furnishing of 2No. Newly Completed Female Students Hostels - N40.0 million;	30,000,000.00	-	-	0.0%	30,000,000.00		
056302100100 - Sule Lamido University Khafin Hausa	Procurement of Clinic Laboratory Equipment - N20.0 million;	20,000,000.00	-	-	0.0%	20,000,000.00		

Jigawa State Government Budget Performance Report 2025 Q2 - Capital Expenditure by Project

Administrative Code and Description	Project Description	2025 Original Budget	2025 Q2 Performance	2025 Performance Year to Date (Q1-Q2)	% Performance Year to Date against 2025 Original Budget	Balance (against Original Budget)	HOPE-GOV Tagging	Climate Expenditure Tagging
056302600100 - Dutse Model / Capital School	Construction of Store with an Office Attached	20,000,000.00	-	-	0.0%	20,000,000.00		
056302600100 - Dutse Model / Capital School	Procurement of Teaching and Learning Equipment /Examination Materials	14,000,000.00	-	-	0.0%	14,000,000.00		
056302600100 - Dutse Model / Capital School	Procurement of e-library equipment and materials at Dutse Capital School	30,000,000.00	-	-	0.0%	30,000,000.00		
056302600100 - Dutse Model / Capital School	Procurement of sickbay equipment and drugs	6,000,000.00	-	-	0.0%	6,000,000.00		
056302600100 - Dutse Model / Capital School	Procurement of student's beds	8,000,000.00	-	-	0.0%	8,000,000.00		
056302600100 - Dutse Model / Capital School	Teachers Capacity Development for the Improvement of Teaching and Learning skills	5,000,000.00	-	-	0.0%	5,000,000.00		
056302600100 - Dutse Model / Capital School	Procurement of sporting facilities and equipment	3,500,000.00	-	-	0.0%	3,500,000.00		
056302600100 - Dutse Model / Capital School	Procurement of student's utility vehicles	40,000,000.00	-	-	0.0%	40,000,000.00		
056302600100 - Dutse Model / Capital School	Construction of 2no staff quarters bungalow	34,000,000.00	-	-	0.0%	34,000,000.00		
056302600100 - Dutse Model / Capital School	Procurement of kitchen utensil and equipment	6,000,000.00	-	-	0.0%	6,000,000.00		
056302600100 - Dutse Model / Capital School	Procurement of dining table and benches (metallic types)	10,500,000.00	-	-	0.0%	10,500,000.00		
056302600100 - Dutse Model / Capital School	Procurement of 5no. Spry Machine for Fumigation	2,000,000.00	-	-	0.0%	2,000,000.00		
056302600100 - Dutse Model / Capital School	Renovation/Evacuation of Toilet	1,000,000.00	-	-	0.0%	1,000,000.00		
056302600100 - Dutse Model / Capital School	Construction Of 1no Block of Six Classrooms at Dutse Capital School	24,000,000.00	-	-	0.0%	24,000,000.00		
056305500100 - Science & Technical Education Board	Construction of 2no. Block of Workshop at GDSTC Gumel and GDSTC K/Hausa	135,000,000.00	-	-	0.0%	135,000,000.00		
056305500100 - Science & Technical Education Board	Construction of Wall Fence Gate and Gate Room at GDSTC K/Hausa	70,000,000.00	-	-	0.0%	70,000,000.00		
056305500100 - Science & Technical Education Board	Construction of ICT Laboratory at GDSTC Gumel, GDSTC Babura, GDSTC K/Hausa, GDSSS Gumel, GSTC	135,500,000.00	-	-	0.0%	135,500,000.00		
056305500100 - Science & Technical Education Board	Construction of 5No. 6- seater pit latrines for 5no. Science Secondary Schools and Technical Colleges;	36,000,000.00	-	-	0.0%	36,000,000.00		
056305500100 - Science & Technical Education Board	Capacity Building of Teachers and Learners on Nigeria Learning Passport (NLP) to all Science and Technical	3,000,000.00	-	-	0.0%	3,000,000.00		
056305500100 - Science & Technical Education Board	Procurement of workshop materials and Consumable items in 7No. Technical Colleges	15,000,000.00	-	-	0.0%	15,000,000.00		
056305500100 - Science & Technical Education Board	Procurement of 100no. 3-Seater Desks for all Science Schools	10,000,000.00	-	-	0.0%	10,000,000.00		
056305500100 - Science & Technical Education Board	Procurement of Laboratory Equipment and Materials for Science, Technical & Vocational Schools	15,000,000.00	-	-	0.0%	15,000,000.00		
056305500100 - Science & Technical Education Board	Renovation of Windstorm Damages in all the Science and Technical Colleges	30,000,000.00	-	-	0.0%	30,000,000.00		
056305500100 - Science & Technical Education Board	Procurement of 50,000 Copies of 60 Leaves Exercise Books for Newly Admitted SS 1 Female Students under	25,000,000.00	18,000,000.00	18,000,000.00	72.0%	7,000,000.00		
056305500100 - Science & Technical Education Board	Procurement of Vocational skills & training equipment 30no. Sewing machines, 30no. Makeup kits, 30no.	20,000,000.00	13,485,281.25	13,485,281.25	67.4%	6,514,718.75		
056305500100 - Science & Technical Education Board	Procurement of 6,300Nno. Sanitary items for newly Admitted SS1 Girls Students at 10No. Science Secondary	6,000,000.00	5,200,000.00	5,200,000.00	86.7%	800,000.00		
056305500100 - Science & Technical Education Board	Procurement of Sport Equipment i.e Volley ball, Hand Ball and Badminton for 10no. Girls Science Secondary	4,000,000.00	3,491,250.00	3,491,250.00	87.3%	508,750.00		
056305500100 - Science & Technical Education Board	Construction of 4no. Block of 2 Bedrooms flat for Staff Residential Quarters at SSS Kanya Babba, CGSSS Roni	80,000,000.00	-	-	0.0%	80,000,000.00		
056305500100 - Science & Technical Education Board	Renovation, Furnishing of dining halls at GGSSS Jahun, GSSS Kafin Hausa and GGSSS Taura	50,000,000.00	-	-	0.0%	50,000,000.00		
056305500100 - Science & Technical Education Board	Procurement of 150no. Double Decker Beds for all Science Secondary Schools and Technical Colleges	20,000,000.00	-	-	0.0%	20,000,000.00		
056305500100 - Science & Technical Education Board	Procurement of workshop materials for accreditation at GDSTC Gumel and GDSTC Babura	60,000,000.00	-	-	0.0%	60,000,000.00		
056305500100 - Science & Technical Education Board	Procurement of 80no. Computer Desktop (All in one)	16,000,000.00	17,556,000.00	17,556,000.00	109.7%	- 1,556,000.00		
056305500100 - Science & Technical Education Board	Procurement of 4no. Solar Power Generating Set	10,720,000.00	-	-	0.0%	10,720,000.00		
056305500100 - Science & Technical Education Board	Procurement of 8no. Printers	1,500,000.00	-	-	0.0%	1,500,000.00		
056305500100 - Science & Technical Education Board	Procurement of Photocopiers	1,780,000.00	-	-	0.0%	1,780,000.00		
056305500100 - Science & Technical Education Board	Procurement of 50No. Solar Panels, stands and installation at SSS Kanya Babba,	32,000,000.00	-	-	0.0%	32,000,000.00		
056305500100 - Science & Technical Education Board	Construction of Dining Hall at CGSSS Roni	70,000,000.00	-	-	0.0%	70,000,000.00		
056305500100 - Science & Technical Education Board	Remodelling of 6no. Technical Senior Secondary Schools	4,000,000,000.00	-	-	0.0%	4,000,000,000.00		
056305500100 - Science & Technical Education Board	Commencement for the Construction of GSTC Auyo	3,000,000,000.00	-	-	0.0%	3,000,000,000.00		
056305500100 - Science & Technical Education Board	Purchase of Sporting facilities to Boys Science and Technical schools	5,000,000.00	-	-	0.0%	5,000,000.00		
056305500100 - Science & Technical Education Board	Procurement of staff furniture 50No. Chairs and 50No. Decks for all Schools	10,000,000.00	-	-	0.0%	10,000,000.00		
056305500100 - Science & Technical Education Board	Procurement of Teaching and Learning materials under SMEs support programmes	20,000,000.00	-	-	0.0%	20,000,000.00		
056305500100 - Science & Technical Education Board	Procurement of Food/Nutrition equipment's for all Science Secondary Schools	15,000,000.00	-	-	0.0%	15,000,000.00		
056305500100 - Science & Technical Education Board	Renovation and Upgrading of Laboratories and workshops in all Science at Technical Schools	89,500,000.00	-	-	0.0%	89,500,000.00		
056305500100 - Science & Technical Education Board	Renovation of Schools libraries of all Science and Technical Schools	55,000,000.00	-	-	0.0%	55,000,000.00		
056305500100 - Science & Technical Education Board	Upgrading of Schools libraries of all Science and Technical Schools to Digital Libraries - N30.0 million;	30,000,000.00	-	-	0.0%	30,000,000.00		
056305500100 - Science & Technical Education Board	Renovation of Dining Halls at SSS Kanya Babba, GSTC Karkama, GSSS Taura, SSS Lautai and GSSS Jahun	70,000,000.00	-	-	0.0%	70,000,000.00		
056305500100 - Science & Technical Education Board	Restoration of weather stations in all Science and Technical Schools	25,000,000.00	-	-	0.0%	25,000,000.00		
056305500100 - Science & Technical Education Board	Renovation of staff Quarters at GSSS Jahun, GSSS Taura, GSTC B/Kudu, GDSSS Ringim and SSS K/Babba	117,000,000.00	-	-	0.0%	117,000,000.00		
056305500100 - Science & Technical Education Board	Renovation of Admin. block and Classrooms at SSS Lautai	30,000,000.00	29,900,250.00	29,900,250.00	99.7%	99,750.00		
056305600100 - Jigawa State Scholarship Board	Special Expenditure (Scholarship Board) - Repayments of Scholarships & Bursary Awards and International	7,982,500,000.00	-	284,921,189.00	3.6%	7,697,578,811.00		
056305600100 - Jigawa State Scholarship Board	Procurement of 50no. Computer Laptops for Law Students Graduates	17,500,000.00	-	-	0.0%	17,500,000.00		
056306000100 - Jigawa State College of Education	Construction of Central Admin phase I & II	150,000,000.00	-	-	0.0%	150,000,000.00		

Jigawa State Government Budget Performance Report 2025 Q2 - Capital Expenditure by Project

Administrative Code and Description	Project Description	2025 Original Budget	2025 Q2 Performance	2025 Performance Year to Date (Q1-Q2)	% Performance Year to Date against 2025 Original Budget	Balance (against Original Budget)	HOPE-GOV Tagging	Climate Expenditure Tagging
056306000100 - Jigawa State College of Education	Purchase of 1no. Toyota Corolla 2013 model (Takumbo)	60,000,000.00	-	-	0.0%	60,000,000.00		
056306000100 - Jigawa State College of Education	Renovation of Institutional Buildings	-	-	-	-	-		
056306000100 - Jigawa State College of Education	Monitoring and NCCE Accreditation/College Programme	75,000,000.00	-	-	0.0%	75,000,000.00		
056306000100 - Jigawa State College of Education	Academic staff Capacity development	85,000,000.00	-	-	0.0%	85,000,000.00		
056306000100 - Jigawa State College of Education	Renovation and upgrade of Library complex	90,000,000.00	-	-	0.0%	90,000,000.00		
056306000100 - Jigawa State College of Education	Annual Conference attendance, Teaching Practice and Institutional Trainings	234,000,000.00	-	-	0.0%	234,000,000.00		
056306000100 - Jigawa State College of Education	Funding for the Institute of base Research	50,000,000.00	-	-	0.0%	50,000,000.00		
056306000100 - Jigawa State College of Education	Renovation of TETFUND Project within the campus	41,000,000.00	-	-	0.0%	41,000,000.00		
056306000100 - Jigawa State College of Education	Procurement of Nos.computers to support E-learning ICT activities in the institutions	90,000,000.00	-	-	0.0%	90,000,000.00		
056306000100 - Jigawa State College of Education	Publication of journal	12,000,000.00	-	-	0.0%	12,000,000.00		
056306000100 - Jigawa State College of Education	Funding for Manuscript development	12,000,000.00	-	-	0.0%	12,000,000.00		
056306000100 - Jigawa State College of Education	Construction of 2no. Lecture Rooms and other institutional infrastructure	561,000,000.00	-	-	0.0%	561,000,000.00		
056306000100 - Jigawa State College of Education	Procurement of Library equipment	80,000,000.00	-	-	0.0%	80,000,000.00		
056306000100 - Jigawa State College of Education	Provision of solar at library complex	18,000,000.00	-	-	0.0%	18,000,000.00		
056306000100 - Jigawa State College of Education	Rehabilitation of college building	10,000,000.00	-	-	0.0%	10,000,000.00		
056306000100 - Jigawa State College of Education	Construction of student (male) hostel Phase I	66,700,000.00	-	-	0.0%	66,700,000.00		
056306100100 - Jigawa State Polytechnic for	Construction of Office Technology Workshop	60,000,000.00	-	-	0.0%	60,000,000.00		
056306100100 - Jigawa State Polytechnic for	Furnishing of Office Technology Workshop	10,000,000.00	-	-	0.0%	10,000,000.00		
056306100100 - Jigawa State Polytechnic for	Payment of 2023 institutional partnership agreement (IPA) and quality assessment fees with education	90,000,000.00	-	-	0.0%	90,000,000.00		
056306100100 - Jigawa State Polytechnic for	Construction of Accountancy Laboratory	50,000,000.00	-	-	0.0%	50,000,000.00		
056306100100 - Jigawa State Polytechnic for	Furnishing of Accountancy Laboratory	20,000,000.00	-	-	0.0%	20,000,000.00		
056306100100 - Jigawa State Polytechnic for	Purchase of Books for ND statistics, ND Accountancy, ND Office Technology and HND Computer Engineering,	40,000,000.00	-	-	0.0%	40,000,000.00		
056306100100 - Jigawa State Polytechnic for	Supply of IT equipment and furnitures	10,000,000.00	-	-	0.0%	10,000,000.00		
056306100100 - Jigawa State Polytechnic for	Procurement of Sports Facilities and Equipment's of (Football, Handball, Volleyball and Basketball)	5,000,000.00	-	-	0.0%	5,000,000.00		
056306100100 - Jigawa State Polytechnic for	Construction of Sports court of (Football, Handball, Volleyball and Basketball)	25,000,000.00	-	-	0.0%	25,000,000.00		
056306100100 - Jigawa State Polytechnic for	Conversion of Conference Room to an e-Conference Room	70,000,000.00	-	-	0.0%	70,000,000.00		
056306100100 - Jigawa State Polytechnic for	Conversion of Students Common Room to e-Common Room	30,000,000.00	-	-	0.0%	30,000,000.00		
056306100100 - Jigawa State Polytechnic for	Supply and Installation of Computers for Students Laboratories	60,000,000.00	-	-	0.0%	60,000,000.00		
056306100100 - Jigawa State Polytechnic for	Furnishing for Students Laboratories	19,000,000.00	-	-	0.0%	19,000,000.00		
056306300100 - Islamic Education Bureau	Completion of the ongoing projects which involve construction of educational structures such as classrooms	30,000,000.00	-	-	0.0%	30,000,000.00		
056306300100 - Islamic Education Bureau	Construction of 1no. Block of 3 classrooms at Government Day Arabic Senior Secondary Schools Basirka,	243,000,000.00	-	-	0.0%	243,000,000.00		
056306300100 - Islamic Education Bureau	Construction of 1no. -block of 6-seater pit latrines at (GDASS Turabu, GDASS SANI AI, GDASS Shuwarin,	75,000,000.00	-	-	0.0%	75,000,000.00		
056306300100 - Islamic Education Bureau	Renovation of storm damages at GDASS Birmiwa, GDASS Garun Gabas, GDASS Birin Kudu, GDASS Danzomo	41,000,000.00	-	-	0.0%	41,000,000.00		
056306300100 - Islamic Education Bureau	Procurement of 800 sets of 3- seater desks across the State	20,000,000.00	-	-	0.0%	20,000,000.00		
056306300100 - Islamic Education Bureau	Procurements of Arabic Text Books to all IEB Schools	20,000,000.00	-	-	0.0%	20,000,000.00		
056306300100 - Islamic Education Bureau	Procurement of mathematical sets and sanitary materials for SS1 female students across the state	9,000,000.00	-	-	0.0%	9,000,000.00		
056306300100 - Islamic Education Bureau	Construction of Wall fencing at (GDSS Dan Tanoma, GDASS B/kudu, GDTSQ Dan Tamo) - N150.0 million;	150,000,000.00	-	-	0.0%	150,000,000.00		
056306300100 - Islamic Education Bureau	Establishment of Islamiyya Centers at Hard to reach areas across 3 senatorial district - N15.0 million.	15,000,000.00	-	-	0.0%	15,000,000.00		
056306300100 - Islamic Education Bureau	Procurement of additional teaching and Learning materials to all IEB Schools	10,000,000.00	-	-	0.0%	10,000,000.00		
056306300100 - Islamic Education Bureau	Procurement of 65no. sets of teachers' desks and chairs each to selected IEB schools across the state – N5.0	5,000,000.00	-	-	0.0%	5,000,000.00		
056306300100 - Islamic Education Bureau	Purchase of boxer Motorcycle attached to dispatch office	1,500,000.00	-	-	0.0%	1,500,000.00		
056306300100 - Islamic Education Bureau	Construction of staff Quaters at SAIS Fatara	25,000,000.00	-	-	0.0%	25,000,000.00		
056306300100 - Islamic Education Bureau	Renovation of Other School Structures at (GGASS Danzomo, SAIS Hadejia, GDASS Kaugama, GGASS Babura)	250,000,000.00	-	-	0.0%	250,000,000.00		
056306300100 - Islamic Education Bureau	Construction of admin blocks at (GDASS Kanya Babba, GDASS Shaqari, GDASS Imam Hassan) - N50.0	50,000,000.00	-	-	0.0%	50,000,000.00		
056306300100 - Islamic Education Bureau	Renovation of Staff Quarters at (SAIS Hadejia, GDASS Dantanoma) – N30.0 million;	30,000,000.00	-	-	0.0%	30,000,000.00		
056306300100 - Islamic Education Bureau	Human capacity Building for Arabic Teachers/Students N15.0 million;	15,000,000.00	-	-	0.0%	15,000,000.00		
056306300100 - Islamic Education Bureau	Procurement of Computer Laptops	10,000,000.00	-	-	0.0%	10,000,000.00		
056306300100 - Islamic Education Bureau	Purchase of 16 seater Toyota Bus to SAIS Fatara	25,000,000.00	-	-	0.0%	25,000,000.00		
056306400100 - Bamaiana Academy	Procurement of Education equipment to Conduct entrance examination into the Academy	11,000,000.00	-	-	0.0%	11,000,000.00		
056306400100 - Bamaiana Academy	Procurement of drugs, sick bay equipment	7,000,000.00	-	-	0.0%	7,000,000.00		
056306400100 - Bamaiana Academy	Procurement of instructional materials	17,000,000.00	-	-	0.0%	17,000,000.00		
056306400100 - Bamaiana Academy	Procurement of students uniform and beddings for newly admitted students.	20,000,000.00	-	-	0.0%	20,000,000.00		
056306400100 - Bamaiana Academy	Capacity Buildings development for teaching staffs	9,000,000.00	-	-	0.0%	9,000,000.00		

Jigawa State Government Budget Performance Report 2025 Q2 - Capital Expenditure by Project

Administrative Code and Description	Project Description	2025 Original Budget	2025 Q2 Performance	2025 Performance Year to Date (Q1-Q2)	% Performance Year to Date against 2025 Original Budget	Balance (against Original Budget)	HOPE-GOV Tagging	Climate Expenditure Tagging
056306400100 - Bamaia Academy	Construction of wall fencing in the staff quarters	12,000,000.00	-	-	0.0%	12,000,000.00		
056306400100 - Bamaia Academy	Renovation of student hostels	20,000,000.00	-	-	0.0%	20,000,000.00		
056306400100 - Bamaia Academy	Construction of Incinerators	5,000,000.00	-	-	0.0%	5,000,000.00		
056306400100 - Bamaia Academy	Renovation of Classrooms	12,000,000.00	-	-	0.0%	12,000,000.00		
056306400100 - Bamaia Academy	Procurement of sports equipment and facilities	7,000,000.00	-	-	0.0%	7,000,000.00		
056306400100 - Bamaia Academy	Renovation of Laboratories	11,000,000.00	-	-	0.0%	11,000,000.00		
056306400100 - Bamaia Academy	Renovation of staff house	20,000,000.00	-	-	0.0%	20,000,000.00		
056306400100 - Bamaia Academy	Renovation of Inner school wall fence (staff quarters and academic area) Phase 1.	15,000,000.00	-	-	0.0%	15,000,000.00		
056306400100 - Bamaia Academy	Procurement of Fumigation Equipments	3,000,000.00	-	-	0.0%	3,000,000.00		
056306400100 - Bamaia Academy	Procurement of Lap tops	10,000,000.00	-	-	0.0%	10,000,000.00		
056306500100 - Jigawa State College of Remedial	Procurement of 1no. 150KVA Generator for ICT Centre	50,000,000.00	-	-	0.0%	50,000,000.00		
056306500100 - Jigawa State College of Remedial	Construction of Workshops	200,000,000.00	-	-	0.0%	200,000,000.00		
056306500100 - Jigawa State College of Remedial	Procurement of Practical Material for TVET Program	55,000,000.00	-	-	0.0%	55,000,000.00		
056306500100 - Jigawa State College of Remedial	Construction of Technical Drawing Lab for TVET	25,000,000.00	-	-	0.0%	25,000,000.00		
056306500100 - Jigawa State College of Remedial	Renovation of Storm Damages Structures	20,000,000.00	-	-	0.0%	20,000,000.00		
056306500100 - Jigawa State College of Remedial	Procurement of 10no. Computer Laptops	9,000,000.00	-	-	0.0%	9,000,000.00		
056306500100 - Jigawa State College of Remedial	Procurement of 5no. Printers	4,000,000.00	-	-	0.0%	4,000,000.00		
056306500100 - Jigawa State College of Remedial	Procurement of Accreditation Equipment/ Resources Visit for TVET Programme	50,000,000.00	27,975,000.00	27,975,000.00	56.0%	22,025,000.00		
056306500100 - Jigawa State College of Remedial	Procurement and Installation of Solar Power System	10,000,000.00	-	-	0.0%	10,000,000.00		
056306500100 - Jigawa State College of Remedial	Construction of Students Toilets at Classrooms Area	10,000,000.00	-	-	0.0%	10,000,000.00		
056306500100 - Jigawa State College of Remedial	Procurement of Examination Materials	5,000,000.00	-	-	0.0%	5,000,000.00		
056306500100 - Jigawa State College of Remedial	Procurement of Official Motor Vehicle for Principal Officers (Provost, Bursar, Chief Librarian and Director	75,000,000.00	-	-	0.0%	75,000,000.00		
056306600100 - Jigawa State Information Technology	State Contribution towards NITDA Supported Upgrade and Standardization of ICT Innovation Centres (Phase	414,000,000.00	-	-	0.0%	414,000,000.00		
056306600100 - Jigawa State Information Technology	State Contribution towards the establishment of State Digital Economy Hub in Dutse to be supported	45,000,000.00	-	-	0.0%	45,000,000.00		
056306600100 - Jigawa State Information Technology	Procurement of ICT equipment for the State Single Window Digital Learning Platform to be supported	75,000,000.00	-	-	0.0%	75,000,000.00		
056306600100 - Jigawa State Information Technology	Development and implementation of Phase I of Government Integrated Data Centre and Enterprise	506,000,000.00	-	-	0.0%	506,000,000.00		
056306600100 - Jigawa State Information Technology	Take-off of the State IT & Digital Economy Agency including the commencement of the State Resident	150,000,000.00	-	-	0.0%	150,000,000.00		
056306600100 - Jigawa State Information Technology	Improvement of Public Private Partnership Facilitation for the promotion of Digital Services, Promoting State-	310,000,000.00	-	-	0.0%	310,000,000.00		
056306700100 - Jigawa State Senior Secondary	Constructions for Development of Senior Secondary Schools Structures across the State. under Federal	550,000,000.00	-	-	0.0%	550,000,000.00		
056306700100 - Jigawa State Senior Secondary	Construction of Wall Fence with Gate and Gate House at 50no. SSS across the state	1,313,000,000.00	-	-	0.0%	1,313,000,000.00		
056306700100 - Jigawa State Senior Secondary	Construction of new classroom – N100.0 million;	100,000,000.00	-	-	0.0%	100,000,000.00		
056306700100 - Jigawa State Senior Secondary	Construction of laboratories – N100.0 million;	100,000,000.00	-	-	0.0%	100,000,000.00		
056306700100 - Jigawa State Senior Secondary	Construction of hostel – N100.0 million;	100,000,000.00	-	-	0.0%	100,000,000.00		
056306700100 - Jigawa State Senior Secondary	Construction of toilets – N100.0 million;	100,000,000.00	-	-	0.0%	100,000,000.00		
056306700100 - Jigawa State Senior Secondary	Construction of admin blocks – N100.0 million;	100,000,000.00	-	-	0.0%	100,000,000.00		
056306700100 - Jigawa State Senior Secondary	Construction of 60No. of 2-bedrooms semi detached houses for teachers at selected senior secondary	500,653,000.00	-	-	0.0%	500,653,000.00		
056306700100 - Jigawa State Senior Secondary	Renovation of 60No. Staff Quarters across the state - N632.347 million;	632,347,000.00	-	-	0.0%	632,347,000.00		
056306800100 - Jigawa State Education Resources	Procurement and distribution of scheme of work, lesson plan, charts and models to SSS schools.	15,000,000.00	-	-	0.0%	15,000,000.00		
056306800100 - Jigawa State Education Resources	Procurement of 2 Paper sheet counting machines	3,000,000.00	-	-	0.0%	3,000,000.00		
056306800100 - Jigawa State Education Resources	Procurement of one shredding machine used for destroying unwanted question papers	1,500,000.00	-	-	0.0%	1,500,000.00		
056306800100 - Jigawa State Education Resources	Procurement of 20 sets of office chairs, one conference table and chairs, 10no. refrigerators, 10 no.	16,000,000.00	-	-	0.0%	16,000,000.00		
056306800100 - Jigawa State Education Resources	Procurement of one heavy duty printer and its accessories	5,000,000.00	-	-	0.0%	5,000,000.00		
056306800100 - Jigawa State Education Resources	Procurement of 20no. computers for Directors, Deputies and Assistant Directors	10,000,000.00	-	-	0.0%	10,000,000.00		
056306800100 - Jigawa State Education Resources	Procurement of 1no. Toyota Saloon as official car for the Executive Secretary	15,000,000.00	-	-	0.0%	15,000,000.00		
056306800100 - Jigawa State Education Resources	Procurement and distribution of weather stations in 30no. SSS schools	7,000,000.00	-	-	0.0%	7,000,000.00		
056306800100 - Jigawa State Education Resources	Reactivation of conservation clubs	5,000,000.00	-	-	0.0%	5,000,000.00		
056306800100 - Jigawa State Education Resources	Tree planting and protecting existing ones in schools	5,000,000.00	-	-	0.0%	5,000,000.00		
056306800100 - Jigawa State Education Resources	Staff development from education resource agencies of Kano and Abuja to emulate best practices	4,000,000.00	-	-	0.0%	4,000,000.00		
056306800100 - Jigawa State Education Resources	Capacity building on Pedagogy and proficiency of 3000 senior secondary school principals and teachers	25,000,000.00	-	-	0.0%	25,000,000.00		
056306800100 - Jigawa State Education Resources	Capacity building of 800 junior and senior secondary schools' examination officers on examination data entry	10,000,000.00	-	-	0.0%	10,000,000.00		
056306900100 - Khadija University Majia	Renovation of Existing Structures of the Khadija University Majia	100,000,000.00	-	-	0.0%	100,000,000.00		
056307000100 - Jigawa State Teachers Training and	Capacity Building for non-state Schools' Proprietors to Strengthen Revenue Administration and Reporting	50,000,000.00	-	-	0.0%	50,000,000.00		
056307000100 - Jigawa State Teachers Training and	Capacity building on Leadership and Management to School Directors/Principals & Zonal Offices Staff - N20.0	20,000,000.00	-	-	0.0%	20,000,000.00		

Jigawa State Government Budget Performance Report 2025 Q2 - Capital Expenditure by Project

Administrative Code and Description	Project Description	2025 Original Budget	2025 Q2 Performance	2025 Performance Year to Date (Q1-Q2)	% Performance Year to Date against 2025 Original Budget	Balance (against Original Budget)	HOPE-GOV Tagging	Climate Expenditure Tagging
056307000100 - Jigawa State Teachers Training and	Capacity building of SBMC/PTA on Roles, Responsibility and improvement of School Development Plan -	20,000,000.00	-	-	0.0%	20,000,000.00		
056307000100 - Jigawa State Teachers Training and	Capacity building of 300 desk officers and School heads on Safeguard -Safety, security and violence free	30,000,000.00	-	-	0.0%	30,000,000.00		
056307000100 - Jigawa State Teachers Training and	Weekly capacity building of teachers on new innovations, approaches to teaching and orientation - N70.0	70,000,000.00	-	-	0.0%	70,000,000.00		
056307000100 - Jigawa State Teachers Training and	Capacity Building for NLP, development of local content, editing and airing - N80.0 million;	80,000,000.00	-	-	0.0%	80,000,000.00		
056307000100 - Jigawa State Teachers Training and	Human Capacity Building of Education Managers on e-Reporting System & Virtual Meeting - N20.0 million;	20,000,000.00	-	-	0.0%	20,000,000.00		
056307000100 - Jigawa State Teachers Training and	Capacity Building of Staff from Ministry and Agencies on ICT, School Managers and Principals - N10.0 million.	10,000,000.00	-	-	0.0%	10,000,000.00		
056307000100 - Jigawa State Teachers Training and	Capacity building of 1800 Girls Students for Female Teacher Development Scheme (FTDS) addition of	65,000,000.00	-	-	0.0%	65,000,000.00		
056307000100 - Jigawa State Teachers Training and	Capacity building of teachers on Basic Healthcare, Gender Based Violence (GBV), ODF and Child Poverty	50,000,000.00	-	-	0.0%	50,000,000.00		

4 Primary Healthcare Budget Performance

4.A Overview

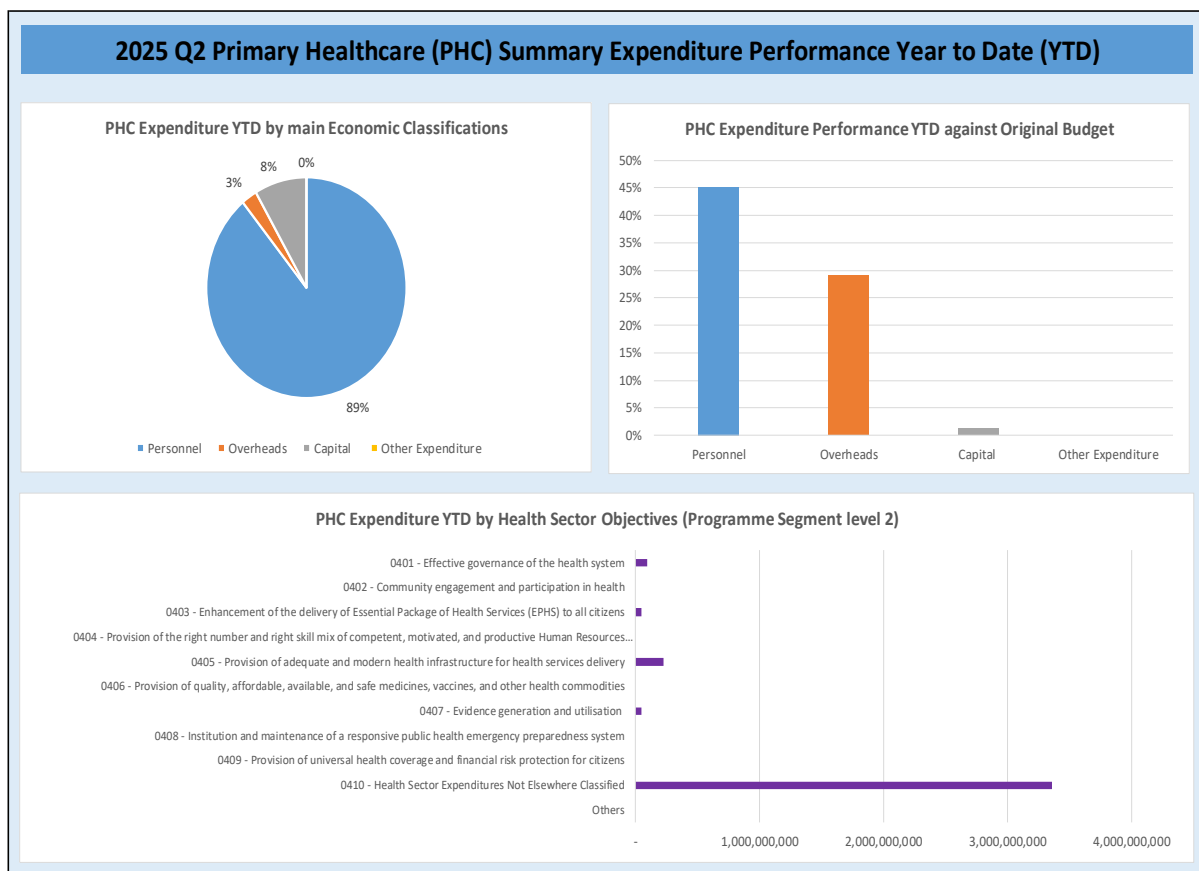
The State Health Sector Agencies have a total approved budget of **N32.428 billion** related to Primary Health Care Services, which includes the sum of **N7.423 billion** allocation for Salaries and Wages and the sum of **N328.960 million** for Other Recurrent and Overhead Cost estimates as well as **N24.676 billion** allocation for Capital Expenditure for Primary Healthcare projects, covering Developmental Projects and other healthcare management initiatives across the state.

According to this compiled report, the state Primary Healthcare has achieved the utilization of approximately **N3.825 billion (37.769%)** of its total allocation. This includes Personnel Cost, Other Recurrent Cost, and Capital Projects. Below is the detailed report for Primary Healthcare.

A summary of the performance Year to Date (YTD) against the original budget is provided below for the main economic classifications of expenditure, and YTD against the programme segment (Objective level).

A summary of the performance Year to Date (YTD) against the original budget is provided below for the main economic classifications of expenditure, and YTD against the programme segment (Objective level).

Figure 3: Summary of Primary Health Care Budget Performance for Quarter and Year to Date



4.B Budget Implementation Reports by NCOA Segment

Table 21: Primary Healthcare Expenditure by Administrative Classification

Jigawa State Government Budget Performance Report 2025 Q2 - Primary Healthcare Expenditure by Administrative Classification

Code	Administrative Unit	2025 Original Budget	2025 Q2 Performance	2025 Performance Year to Date (Q1-Q2)	% Performance Year to Date against 2025 Original Budget	Balance (against Original Budget)
	Total Expenditure	32,428,052,000.00	1,945,057,807.72	3,769,644,208.72	11.6%	28,658,407,791.28
050000000000	Social	32,428,052,000.00	1,945,057,807.72	3,769,644,208.72	11.6%	28,658,407,791.28
052100000000	Ministry of Health	32,428,052,000.00	1,945,057,807.72	3,769,644,208.72	11.6%	28,658,407,791.28
052100100100	Ministry of Health	8,084,500,000.00	5,168,624.00	46,375,285.25	0.6%	8,038,124,714.75
052100800100	Gwaram Cottage Hospital	130,000,000.00	18,693,600.00	18,693,600.00	14.4%	111,306,400.00
052101200100	Kafin Hausa (Bulangu) Cottage Hospital	48,000,000.00	15,423,382.81	29,232,682.81	60.9%	18,767,317.19
052102400100	Primary Health Care Development Agency	17,605,140,000.00	294,083,290.30	483,566,562.79	2.7%	17,121,573,437.21
052102400200	Primary Health Care Development LGA Management Office	6,560,412,000.00	1,611,688,910.61	3,191,776,077.87	48.7%	3,368,635,922.13

Table 22: Primary Healthcare Expenditure by Functional Classification

Jigawa State Government Budget Performance Report 2025 Q2 - Primary Healthcare Expenditure by Functional Classification

Code	Function	2025 Original Budget	2025 Q2 Performance	2025 Performance Year to Date (Q1-Q2)	% Performance Year to Date against 2025 Original Budget	Balance (against Original Budget)
	Total Expenditure	32,428,052,000.00	1,945,057,807.72	3,769,644,208.72	11.6%	28,658,407,791.28
707	HEALTH	32,428,052,000.00	1,945,057,807.72	3,769,644,208.72	11.6%	28,658,407,791.28
7073	HOSPITAL SERVICES	8,077,500,000.00	34,116,982.81	47,926,282.81	0.6%	8,029,573,717.19
70731	GENERAL HOSPITAL SERVICES	178,000,000.00	34,116,982.81	47,926,282.81	26.9%	130,073,717.19
70732	SPECIALIZED HOSPITAL SERVICES	3,000,000,000.00	-	-	0.0%	3,000,000,000.00
70733	MEDICAL AND MATERNITY CENTRE SERVICES	4,899,500,000.00	-	-	0.0%	4,899,500,000.00
7074	PUBLIC HEALTH SERVICES	24,350,552,000.00	1,910,940,824.91	3,721,717,925.91	15.3%	20,628,834,074.09
70741	PUBLIC HEALTH SERVICES	24,350,552,000.00	1,910,940,824.91	3,721,717,925.91	15.3%	20,628,834,074.09

Table 23: Primary Healthcare Expenditure by Programme Classification

Jigawa State Government Budget Performance Report 2025 Q2 - Primary Healthcare Expenditure by Programme Classification

Code	Programme (Sector and Objective)	2025 Original Budget	2025 Q2 Performance	2025 Performance Year to Date (Q1-Q2)	% Performance Year to Date against 2025 Original Budget	Balance (against Original Budget)
	Total Expenditure	32,428,052,000.00	1,945,057,807.72	3,769,644,208.72	11.6%	28,658,407,791.28
04	Health	32,428,052,000.00	1,945,057,807.72	3,769,644,208.72	11.6%	28,658,407,791.28
0401	Effective governance of the health system	368,960,000.00	62,337,141.67	95,857,004.75	26.0%	273,102,995.25
0403	Enhancement of the delivery of Essential Package of Health Services (EPHS) to all citizens	3,586,260,000.00	24,996,044.00	45,530,662.00	1.3%	3,540,729,338.00
0405	Provision of adequate and modern health infrastructure for health services delivery	20,884,500,000.00	109,172,608.13	224,123,343.13	1.1%	20,660,376,656.87
0406	Provision of quality, affordable, available, and safe medicines, vaccines, and other health commodities	10,000,000.00	-	-	0.0%	10,000,000.00
0407	Evidence generation and utilisation	155,000,000.00	5,168,624.00	46,375,285.25	29.9%	108,624,714.75
0410	Health Sector Expenditures Not Elsewhere Classified	7,423,332,000.00	1,743,383,389.92	3,357,757,913.59	45.2%	4,065,574,086.41

Table 24: Primary Healthcare Expenditure by Economic Classification

Jigawa State Government Budget Performance Report 2025 Q2 - Primary Healthcare Expenditure by Economic Classification

Code	Economic	2025 Original Budget	2025 Q2 Performance	2025 Performance Year to Date (Q1-Q2)	% Performance Year to Date against 2025 Original Budget	Balance (against Original Budget)
	Total Expenditure	32,428,052,000.00	1,945,057,807.72	3,769,644,208.72	11.6%	28,658,407,791.28
2	EXPENDITURES	32,428,052,000.00	1,945,057,807.72	3,769,644,208.72	11.6%	28,658,407,791.28
21	Personnel Cost	7,423,332,000.00	1,743,383,389.92	3,357,757,913.59	45.2%	4,065,574,086.41
2101	SALARY	4,288,019,000.00	831,215,733.61	1,647,735,782.13	38.4%	2,640,283,217.87
210101	Salaries and Wages	4,288,019,000.00	831,215,733.61	1,647,735,782.13	38.4%	2,640,283,217.87
21010101	Salary	4,288,019,000.00	831,215,733.61	1,647,735,782.13	38.4%	2,640,283,217.87
2102	ALLOWANCES AND SOCIAL CONTRIBUTION	3,135,313,000.00	912,167,656.30	1,710,022,131.45	54.5%	1,425,290,868.55
210201	ALLOWANCES	3,135,313,000.00	912,167,656.30	1,710,022,131.45	54.5%	1,425,290,868.55
21020103	Transport Allowance	1,082,000.00	3,385,997.13	4,237,997.13	391.7%	- 3,155,997.13
21020104	Rent Supplement	993,000.00	2,565,579.90	3,558,579.90	358.4%	- 2,565,579.90
21020105	Meal Subsidy	360,000.00	15,007.62	30,015.24	8.3%	329,984.76
21020106	Utility Allowance	411,000.00	17,108.79	34,217.58	8.3%	376,782.42
21020109	Leave Transport Grant	587,000.00	79,876.89	158,506.41	27.0%	428,493.59
21020113	Hazard / Hardship Allowance	186,993,000.00	37,010,700.00	73,295,700.00	39.2%	113,697,300.00
21020114	Board Members Allowance	2,520,000.00	-	-	0.0%	2,520,000.00
21020119	Call Duty Allowance	10,333,000.00	421,576.38	842,785.38	8.2%	9,490,214.62
21020120	Shift Duty Allowance	144,538,000.00	27,681,397.21	54,820,021.93	37.9%	89,717,978.07
21020129	Contract Addition Allowance	140,000.00	-	-	0.0%	140,000.00
21020135	Midwifery Service Scheme Allowance	255,438,000.00	61,685,025.30	122,160,540.30	47.8%	133,277,459.70
21020137	Medical Allowance	395,295,000.00	100,607,002.03	100,829,553.04	25.5%	294,465,446.96
21020149	Consolidated Allowance	1,938,293,000.00	664,318,907.70	1,315,612,827.22	67.9%	622,680,172.78
21020153	Non Clinical Allowance	166,598,000.00	12,474,842.44	30,555,278.17	18.3%	136,042,721.83
21020155	Specialist Allowance (Medical Consultant)	3,488,000.00	480,537.00	993,130.00	28.5%	2,494,870.00
21020164	Consequential Increase Allowance	28,244,000.00	1,424,097.90	2,892,979.14	10.2%	25,351,020.86
22	Other Recurrent Costs	328,960,000.00	62,337,141.67	95,857,004.75	29.1%	233,102,995.25
2202	OVERHEAD COST	328,960,000.00	62,337,141.67	95,857,004.75	29.1%	233,102,995.25
220201	Transport & Travelling - General	10,998,000.00	3,020,000.00	5,097,000.00	46.3%	5,901,000.00
22020102	Local Travel & Transport - Others	10,998,000.00	3,020,000.00	5,097,000.00	46.3%	5,901,000.00
220202	Utilities General	3,266,000.00	584,000.00	676,800.00	20.7%	2,589,200.00
22020201	Electricity Charges	1,800,000.00	270,000.00	270,000.00	15.0%	1,530,000.00
22020202	Telephone Charges	380,000.00	69,000.00	161,800.00	42.6%	218,200.00
22020203	Internet Access Charges	50,000.00	-	-	0.0%	50,000.00
22020204	Satellites Broadcasting Access Charges	652,000.00	30,000.00	30,000.00	4.6%	622,000.00
22020210	Other Utility Charges	384,000.00	215,000.00	215,000.00	56.0%	169,000.00
220203	Materials and Supplies - General	135,674,000.00	30,753,082.81	41,650,582.81	30.7%	94,023,417.19
22020301	Office Materials and Consumables	7,966,000.00	1,492,700.00	1,492,700.00	18.7%	6,473,300.00
22020303	Newspapers	5,200,000.00	-	-	0.0%	5,200,000.00
22020305	Printing of Non-security Documents	6,400,000.00	1,365,000.00	1,365,000.00	21.3%	5,035,000.00
22020307	Drugs, Vaccines & Medical Supplies	111,136,000.00	26,955,382.81	37,852,882.81	34.1%	73,283,117.19
22020309	Uniforms & Other Clothing	3,022,000.00	-	-	0.0%	3,022,000.00
22020317	Reagents Chemicals and Cleansing Materials	1,950,000.00	940,000.00	940,000.00	48.2%	1,010,000.00
220204	Maintenance Services - General	40,112,000.00	847,600.00	1,546,600.00	3.9%	38,565,400.00
22020401	Maintenance of Motor Vehicles / Transport Equipment	13,366,000.00	582,600.00	1,118,600.00	8.4%	12,247,400.00
22020402	Maintenance of Office Furniture	3,400,000.00	90,000.00	90,000.00	2.6%	3,310,000.00
22020403	Maintenance of Office Building / Residential Quarters	2,574,000.00	-	-	0.0%	2,574,000.00
22020404	Maintenance of Office / IT Equipment	6,500,000.00	-	-	0.0%	6,500,000.00
22020405	Maintenance of Plants / Generators	44,000.00	-	-	0.0%	44,000.00
22020406	Other Maintenance Services	13,508,000.00	-	-	0.0%	13,508,000.00
22020420	Maintenance of Medical Equipments	720,000.00	175,000.00	338,000.00	46.9%	382,000.00
220205	Training - General	3,000,000.00	125,000.00	125,000.00	4.2%	2,875,000.00
22020501	Local Training	3,000,000.00	125,000.00	125,000.00	4.2%	2,875,000.00
220206	Other Services - General	7,210,000.00	360,000.00	2,523,000.00	35.0%	4,687,000.00
22020605	Cleaning and Fumigation Services	200,000.00	100,000.00	100,000.00	50.0%	100,000.00
22020616	Casual Workers Services	7,000,000.00	260,000.00	1,760,000.00	25.1%	5,240,000.00
22020617	Postage and Courier Payments & Services	10,000.00	-	663,000.00	6630.0%	- 653,000.00

Jigawa State Government Budget Performance Report 2025 Q2 - Primary Healthcare Expenditure by Economic Classification

Code	Economic	2025 Original Budget	2025 Q2 Performance	2025 Performance Year to Date (Q1-Q2)	% Performance Year to Date against 2025 Original Budget	Balance (against Original Budget)
220207	Consulting and Professional Services	2,000,000.00	-	-	0.0%	2,000,000.00
22020709	Auditing of Accounts	2,000,000.00	-	-	0.0%	2,000,000.00
220208	Fuel and Lubricant - General	5,000,000.00	2,176,000.00	3,540,000.00	70.8%	1,460,000.00
22020801	Motor Vehicle Fuel Cost	3,000,000.00	800,000.00	1,794,000.00	59.8%	1,206,000.00
22020803	Plant / Generator Fuel Cost	2,000,000.00	1,376,000.00	1,746,000.00	87.3%	254,000.00
220209	Financial Charges - General	200,000.00	134,243.86	249,376.94	124.7%	- 49,376.94
22020901	Bank Charges (Other than Interest)	200,000.00	134,243.86	249,376.94	124.7%	- 49,376.94
220210	Miscellaneous Expenses - General	121,500,000.00	24,337,215.00	40,448,645.00	33.3%	81,051,355.00
22021001	Refreshment and Meals	2,000,000.00	995,000.00	1,215,000.00	60.8%	785,000.00
22021002	Honorarium and Sitting Allowance Payments	2,500,000.00	405,000.00	690,000.00	27.6%	1,810,000.00
22021045	Institutional Feeding	18,000,000.00	4,134,715.00	6,891,145.00	38.3%	11,108,855.00
22021047	Community Engagement, Sensitization & Mobilization Activit	500,000.00	-	-	0.0%	500,000.00
22021049	Special Health Programmes & Initiatives	1,000,000.00	-	-	0.0%	1,000,000.00
22021054	Zonal Office Operational Expenses	500,000.00	-	-	0.0%	500,000.00
22021060	Nutrition Activities	2,000,000.00	1,552,500.00	1,552,500.00	77.6%	447,500.00
22021074	Primary Healthcare (LGA & Wards) Operations	95,000,000.00	17,250,000.00	30,100,000.00	31.7%	64,900,000.00
23	Capital Expenditure	24,675,760,000.00	139,337,276.13	316,029,290.38	1.3%	24,359,730,709.62
2301	FIXED ASSETS PURCHASED	8,984,500,000.00	24,996,044.00	45,530,662.00	0.5%	8,938,969,338.00
230101	Purchase of Fixed Assets - General	8,984,500,000.00	24,996,044.00	45,530,662.00	0.5%	8,938,969,338.00
23010105	Purchase Of Motor Vehicles	40,000,000.00	-	-	0.0%	40,000,000.00
23010112	Purchase Of Office Furniture and Fittings	5,000,000.00	-	-	0.0%	5,000,000.00
23010122	Purchase Of Health / Medical Equipment	8,889,500,000.00	24,996,044.00	45,530,662.00	0.5%	8,843,969,338.00
23010146	Purchase of other ICT equipment	50,000,000.00	-	-	0.0%	50,000,000.00
2302	CONSTRUCTION / PROVISION	10,186,260,000.00	109,172,608.13	224,123,343.13	2.2%	9,962,136,656.87
230201	Construction/Provision of Fixed Assets - General	10,186,260,000.00	109,172,608.13	224,123,343.13	2.2%	9,962,136,656.87
23020102	Construction/Provision Of Residential Buildings	3,086,260,000.00	-	-	0.0%	3,086,260,000.00
23020103	Construction/Provision Of Electricity / Solar Power	1,900,000,000.00	-	-	0.0%	1,900,000,000.00
23020105	Construction/Provision Of Water Facilities	200,000,000.00	-	-	0.0%	200,000,000.00
23020106	Construction/Provision Of Hospitals/Health Centres	3,650,000,000.00	109,172,608.13	224,123,343.13	6.1%	3,425,876,656.87
23020130	Construction / Provision of Wall Fence/ Boundary Pillars	1,350,000,000.00	-	-	0.0%	1,350,000,000.00
2303	REHABILITATION / REPAIRS	5,400,000,000.00	-	-	0.0%	5,400,000,000.00
230301	Rehabilitation/Repairs of Fixed Assets - General	5,400,000,000.00	-	-	0.0%	5,400,000,000.00
23030105	Rehabilitation/Repairs-Hospitals/Health Centres	5,400,000,000.00	-	-	0.0%	5,400,000,000.00
2305	OTHER CAPITAL PROJECTS	105,000,000.00	5,168,624.00	46,375,285.25	44.2%	58,624,714.75
230501	Acquisition of Non-Tangible Asset	105,000,000.00	5,168,624.00	46,375,285.25	44.2%	58,624,714.75
23050103	Monitoring And Evaluation	105,000,000.00	5,168,624.00	46,375,285.25	44.2%	58,624,714.75

5 Basic Education Budget Performance

5.A Overview

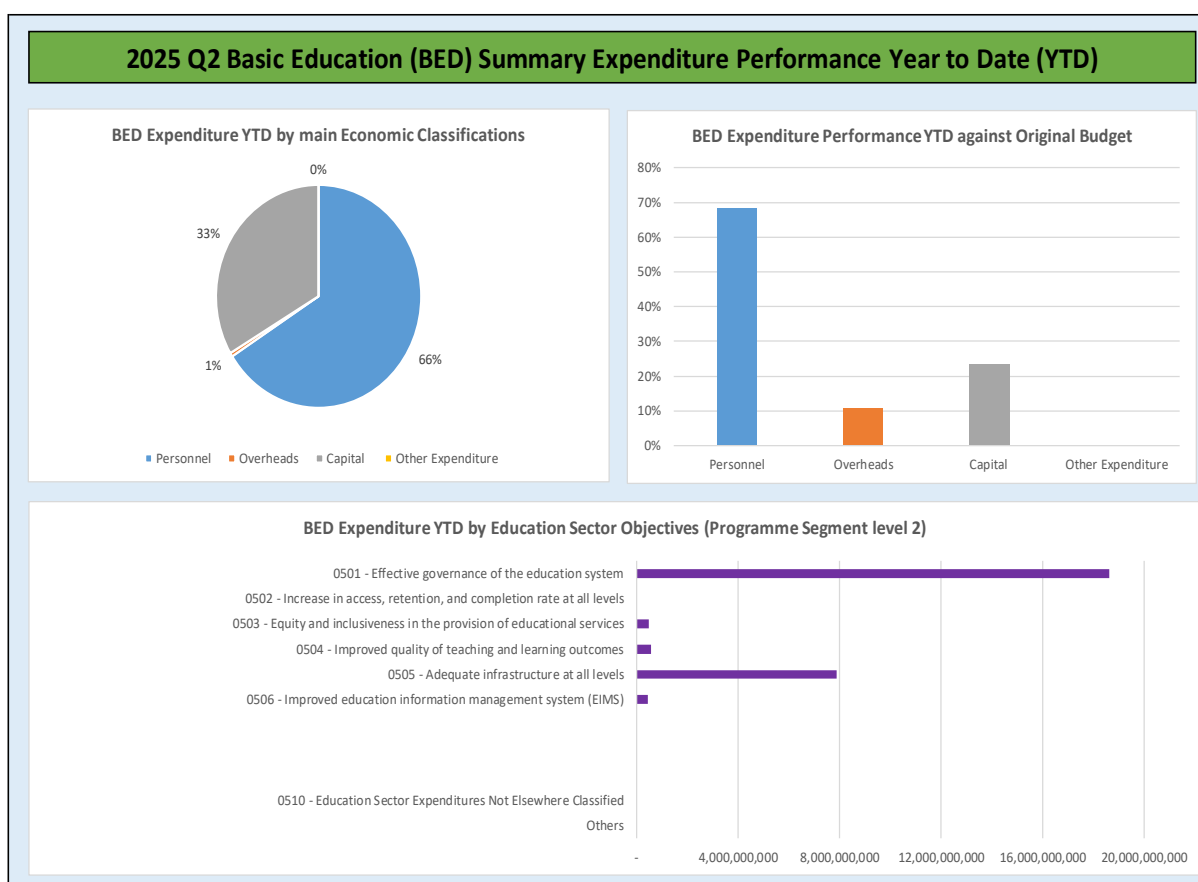
The State Basic Education Sector Agencies have a total approved budget of **N68.175 billion** related to Basic Education, which includes the sum of **N68.343 billion** for Salaries and Wages and the sum of **N1.400 billion** for Other Recurrent/Overhead Cost estimates. Additionally, the allocation for Capital Expenditure is **N39.918 billion** for Basic Education Developmental Projects and other Education initiatives across the state.

According to this report, the state Basic Education has achieved the utilization of about **41.0%** (approximately **N28.022 billion**) of its total allocation. This includes Personnel Cost, Other Recurrent Cost, and Capital Projects. Below is the detailed report for Basic Education as of Q2.

A summary of the performance Year to Date (YTD) against the original budget is provided below for the main economic classifications of expenditure, and YTD against the programme segment (Objective level).

A summary of the performance Year to Date (YTD) against the original budget is provided below for the main economic classifications of expenditure, and YTD against the programme segment (Objective level).

Figure 4: Summary of Basic Education Budget Performance Year to Date



5.B Budget Implementation Reports by NCOA Segment

Table 25: Basic Education Expenditure by Administrative Classification

Jigawa State Government Budget Performance Report 2025 Q2 - Basic Education Expenditure by Administrative Classification

Code	Administrative Unit	2025 Original Budget	2025 Q2 Performance	2025 Performance Year to Date (Q1-Q2)	% Performance Year to Date against 2025 Original Budget	Balance (against Original Budget)
	Total Expenditure	68,342,550,000.00	11,534,902,532.17	28,021,807,065.31	41.0%	40,320,742,934.69
010000000000	Administrative	150,000,000.00	-	-	0.0%	150,000,000.00
016100000000	Office of the Secretary to the State Government	150,000,000.00	-	-	0.0%	150,000,000.00
016100400100	Special Service Directorate	150,000,000.00	-	-	0.0%	150,000,000.00
020000000000	Economic	18,000,000.00	-	-	0.0%	18,000,000.00
023400000000	Ministry of Works & Transport	18,000,000.00	-	-	0.0%	18,000,000.00
023400900100	Fire Service Directorate	18,000,000.00	-	-	0.0%	18,000,000.00
050000000000	Social	68,174,550,000.00	11,534,902,532.17	28,021,807,065.31	41.1%	40,152,742,934.69
051700000000	Ministry of Basic Education	68,174,550,000.00	11,534,902,532.17	28,021,807,065.31	41.1%	40,152,742,934.69
051700100100	Ministry of Basic Education	23,110,000,000.00	533,221,077.84	5,296,157,859.28	22.9%	17,813,842,140.72
051700300100	Nomadic Education Agency	2,165,950,000.00	-	401,406,418.15	18.5%	1,764,543,581.85
051700500100	State Universal Basic Education Board (SUBEB)	17,905,400,000.00	2,090,779,826.92	4,539,594,090.18	25.4%	13,365,805,909.82
051700500200	Inspectorate Headquarters & Zones	405,000,000.00	96,509,647.24	191,559,234.23	47.3%	213,440,765.77
051700500300	Local Education Authority (LEA)	24,537,000,000.00	8,814,391,980.17	17,588,153,043.77	71.7%	6,948,846,956.23
051700600100	Jigawa State Tsangaya Education Board	51,200,000.00	-	4,936,419.70	9.6%	46,263,580.30

Table 26: Basic Education Expenditure by Functional Classification

Jigawa State Government Budget Performance Report 2025 Q2 - Basic Education Expenditure by Functional Classification

Code	Function	2025 Original Budget	2025 Q2 Performance	2025 Performance Year to Date (Q1-Q2)	% Performance Year to Date against 2025 Original Budget	Balance (against Original Budget)
	Total Expenditure	68,342,550,000.00	11,534,902,532.17	28,021,807,065.31	41.0%	40,320,742,934.69
709	EDUCATION	68,342,550,000.00	11,534,902,532.17	28,021,807,065.31	41.0%	40,320,742,934.69
7091	PRE-PRIMARY AND PRIMARY EDUCATION	68,192,550,000.00	11,534,902,532.17	28,021,807,065.31	41.1%	40,170,742,934.69
70911	PRE-PRIMARY EDUCATION	18,000,000.00	-	-	0.0%	18,000,000.00
70912	PRIMARY EDUCATION	68,174,550,000.00	11,534,902,532.17	28,021,807,065.31	41.1%	40,152,742,934.69
7092	SECONDARY EDUCATION	150,000,000.00	-	-	0.0%	150,000,000.00
70921	LOWER SECONDARY EDUCATION	150,000,000.00	-	-	0.0%	150,000,000.00

Table 27: Basic Education Expenditure by Programme Classification

Jigawa State Government Budget Performance Report 2025 Q2 - Basic Education Expenditure by Programme Classification

Code	Programme (Sector and Objective)	2025 Original Budget	2025 Q2 Performance	2025 Performance Year to Date (Q1-Q2)	% Performance Year to Date against 2025 Original Budget	Balance (against Original Budget)
	Total Expenditure	68,342,550,000.00	11,534,902,532.17	28,021,807,065.31	41.0%	40,320,742,934.69
05	Education	68,192,550,000.00	11,534,902,532.17	28,021,807,065.31	41.1%	40,170,742,934.69
0501	Effective governance of the education system	28,570,000,000.00	9,182,274,754.23	18,620,500,333.69	65.2%	9,949,499,666.31
0503	Equity and inclusiveness in the provision of educational services	2,015,500,000.00	194,696,689.48	492,018,931.58	24.4%	1,523,481,068.42
0504	Improved quality of teaching and learning outcomes	2,446,550,000.00	187,250,000.00	578,016,155.90	23.6%	1,868,533,844.10
0505	Adequate infrastructure at all levels	33,360,100,000.00	1,716,024,886.29	7,885,756,636.44	23.6%	25,474,343,363.56
0506	Improved education information management system (EIMS)	1,800,400,000.00	254,656,202.17	445,515,007.70	24.7%	1,354,884,992.30
13	Reform of Government and Governance	150,000,000.00	-	-	0.0%	150,000,000.00
1310	Reform of Government and Governance - General	150,000,000.00	-	-	0.0%	150,000,000.00

Table 28: Basic Education Expenditure by Economic Classification

Jigawa State Government Budget Performance Report 2025 Q2 - Basic Education Expenditure by Economic Classification

Code	Economic	2025 Original Budget	2025 Q2 Performance	2025 Performance Year to Date (Q1-Q2)	% Performance Year to Date against 2025 Original Budget	Balance (against Original Budget)
	Total Expenditure	68,342,550,000.00	11,534,902,532.17	28,021,807,065.31	41.0%	40,320,742,934.69
2	EXPENDITURES	68,342,550,000.00	11,534,902,532.17	28,021,807,065.31	41.0%	40,320,742,934.69
21	Personnel Cost	27,024,000,000.00	9,100,959,570.69	18,478,352,323.29	68.4%	8,545,647,676.71
2101	SALARY	11,760,366,000.00	3,855,149,242.17	7,789,527,640.17	66.2%	3,970,838,359.84
210101	Salaries and Wages	11,760,366,000.00	3,855,149,242.17	7,789,527,640.17	66.2%	3,970,838,359.84
21010101	Salary	11,748,910,000.00	3,855,149,242.17	7,788,306,718.14	66.3%	3,960,603,281.87
21010102	Overtime Payments	6,553,000.00	-	1,220,922.03	18.6%	5,332,077.97
21010104	Salary Arrears	4,903,000.00	-	-	0.0%	4,903,000.00
2102	ALLOWANCES AND SOCIAL CONTRIBUTION	15,263,634,000.00	5,245,810,328.52	10,688,824,683.12	70.0%	4,574,809,316.88
210201	ALLOWANCES	15,263,634,000.00	5,245,810,328.52	10,688,824,683.12	70.0%	4,574,809,316.88
21020103	Transport Allowance	3,170,035,000.00	728,538,284.76	1,481,002,303.42	46.7%	1,689,032,696.58
21020104	Rent Supplement	2,349,780,000.00	763,488,382.09	1,549,385,900.67	65.9%	800,394,099.33
21020105	Meal Subsidy	1,397,013,000.00	306,123,204.55	622,277,549.87	44.5%	774,735,450.13
21020106	Utility Allowance	1,041,803,000.00	354,036,335.16	716,229,079.53	68.7%	325,573,920.47
21020107	Entertainment	15,886,000.00	2,295,577.00	4,577,227.00	28.8%	11,308,773.00
21020109	Leave Transport Grant	1,176,362,000.00	381,555,834.25	775,232,729.74	65.9%	401,129,270.26
21020112	Inducement Allowance	1,775,419,000.00	1,005,502,321.27	2,036,489,514.48	114.7%	- 261,070,514.48
21020113	Hazard / Hardship Allowance	15,606,000.00	7,783,150.21	15,466,151.37	99.1%	139,848.63
21020114	Board Members Allowance	1,980,000.00	-	-	0.0%	1,980,000.00
21020117	Domestic Staff Allowance	404,563,000.00	112,427,515.71	225,407,482.98	55.7%	179,155,517.02
21020118	Personal Assistant Allowance	3,677,000.00	-	-	0.0%	3,677,000.00
21020122	Motor Vehicle Maintenance Allowance	1,539,000.00	-	-	0.0%	1,539,000.00
21020124	Newspaper Allowance	4,005,000.00	-	-	0.0%	4,005,000.00
21020125	Accommodation Allowance	735,000.00	-	-	0.0%	735,000.00
21020128	Rural Posting Allowance	100,000,000.00	-	-	0.0%	100,000,000.00
21020136	Responsibility Allowance	13,663,000.00	1,385,499.15	3,321,831.50	24.3%	10,341,168.50
21020137	Medical Allowance	2,005,421,000.00	905,341,535.64	1,841,194,047.24	91.8%	164,226,952.76
21020156	Professional Teaching Allowance	1,477,451,000.00	677,332,688.73	1,376,220,865.32	93.1%	101,230,134.68
21020160	J-Power Teachers Allowance	239,456,000.00	-	36,520,000.00	15.3%	202,936,000.00
21020178	Casual Workers/Ad-hoc Staff Allowances	69,240,000.00	-	5,500,000.00	7.9%	63,740,000.00
22	Other Recurrent Costs	1,400,200,000.00	81,315,183.54	148,668,010.40	10.6%	1,251,531,989.60
2202	OVERHEAD COST	1,400,200,000.00	81,315,183.54	148,668,010.40	10.6%	1,251,531,989.60
220201	Transport & Travelling - General	20,000,000.00	3,230,839.00	9,634,997.00	48.2%	10,365,003.00
22020102	Local Travel & Transport - Others	20,000,000.00	3,230,839.00	9,634,997.00	48.2%	10,365,003.00
220202	Utilities General	5,145,000.00	31,881.22	890,875.81	17.3%	4,254,124.19
22020201	Electricity Charges	1,500,000.00	31,881.22	612,475.81	40.8%	887,524.19
22020202	Telephone Charges	50,000.00	-	-	0.0%	50,000.00
22020203	Internet Access Charges	3,095,000.00	-	278,400.00	9.0%	2,816,600.00
22020204	Satellites Broadcasting Access Charges	350,000.00	-	-	0.0%	350,000.00
22020205	Water rates & Charges	50,000.00	-	-	0.0%	50,000.00
22020210	Other Utility Charges	100,000.00	-	-	0.0%	100,000.00
220203	Materials and Supplies - General	83,844,000.00	6,495,351.25	17,115,001.25	20.4%	66,728,998.75
22020301	Office Materials and Consumables	17,119,000.00	2,880,845.00	7,693,795.00	44.9%	9,425,205.00
22020302	Books	2,500,000.00	-	-	0.0%	2,500,000.00
22020303	Newspapers	450,000.00	-	10,000.00	2.2%	440,000.00
22020305	Printing of Non-security Documents	3,775,000.00	53,600.00	513,600.00	13.6%	3,261,400.00
22020307	Drugs, Vaccines & Medical Supplies	3,000,000.00	100,000.00	120,000.00	4.0%	2,880,000.00
22020309	Uniforms & Other Clothing	1,500,000.00	-	850,000.00	56.7%	650,000.00
22020310	Teaching Aids, Laboratory and Instructional Materials	5,500,000.00	-	-	0.0%	5,500,000.00
22020315	Examinations / Examination Materials	50,000,000.00	3,460,906.25	7,927,606.25	15.9%	42,072,393.75

Code	Economic	2025 Original Budget	2025 Q2 Performance	2025 Performance Year to Date (Q1-Q2)	% Performance Year to Date against 2025 Original Budget	Balance (against Original Budget)
220204	Maintenance Services - General	152,951,000.00	19,076,435.00	31,883,907.17	20.8%	121,067,092.83
22020401	Maintenance of Motor Vehicles / Transport Equipment	25,100,000.00	4,241,030.00	6,917,854.00	27.6%	18,182,146.00
22020402	Maintenance of Office Furniture	14,000,000.00	3,930,000.00	4,108,000.00	29.3%	9,892,000.00
22020403	Maintenance of Office Building / Residential Quarters	23,000,000.00	486,000.00	1,212,000.00	5.3%	21,788,000.00
22020404	Maintenance of Office / IT Equipment	2,930,000.00	-	303,000.00	10.3%	2,627,000.00
22020405	Maintenance of Plants / Generators	7,400,000.00	780,000.00	1,840,000.00	24.9%	5,560,000.00
22020406	Other Maintenance Services	41,600,000.00	378,405.00	524,205.00	1.3%	41,075,795.00
22020415	Maintenance of Water Facilities	1,200,000.00	-	-	0.0%	1,200,000.00
22020418	Maintenance of Educational Equipments	7,721,000.00	2,001,000.00	2,458,848.17	31.8%	5,262,151.83
22020419	Maintenance of Educational Buildings	30,000,000.00	7,260,000.00	14,520,000.00	48.4%	15,480,000.00
220205	Training - General	31,800,000.00	5,146,462.00	15,359,898.00	48.3%	16,440,102.00
22020501	Local Training	21,800,000.00	4,327,252.00	8,095,876.00	37.1%	13,704,124.00
22020503	Manpower Planning and Other Staff Development Expenses	10,000,000.00	819,210.00	7,264,022.00	72.6%	2,735,978.00
220206	Other Services - General	101,705,000.00	2,380,000.00	15,138,657.00	14.9%	86,566,343.00
22020615	Monitoring/Inspection of Public/private Institutions & Other Activities	101,500,000.00	2,380,000.00	15,123,657.00	14.9%	86,376,343.00
22020617	Postage and Courier Payments & Services	205,000.00	-	15,000.00	7.3%	190,000.00
220207	Consulting and Professional Services	10,000,000.00	1,000,000.00	1,950,000.00	19.5%	8,050,000.00
22020701	Financial Consulting	10,000,000.00	1,000,000.00	1,950,000.00	19.5%	8,050,000.00
220208	Fuel and Lubricant - General	14,000,000.00	-	795,000.00	5.7%	13,205,000.00
22020801	Motor Vehicle Fuel Cost	9,000,000.00	-	615,000.00	6.8%	8,385,000.00
22020803	Plant / Generator Fuel Cost	5,000,000.00	-	180,000.00	3.6%	4,820,000.00
220209	Financial Charges - General	745,000.00	8,315.07	47,274.17	6.3%	697,725.83
22020901	Bank Charges (Other than Interest)	745,000.00	8,315.07	47,274.17	6.3%	697,725.83
220210	Miscellaneous Expenses - General	980,010,000.00	43,945,900.00	55,852,400.00	5.7%	924,157,600.00
22021001	Refreshment and Meals	12,110,000.00	2,971,200.00	3,420,200.00	28.2%	8,689,800.00
22021002	Honorarium and Sitting Allowance Payments	26,600,000.00	1,150,000.00	5,005,000.00	18.8%	21,595,000.00
22021003	Publicity and Advertisements	6,300,000.00	2,860,000.00	4,445,000.00	70.6%	1,855,000.00
22021009	Sporting Activities	5,000,000.00	-	-	0.0%	5,000,000.00
22021014	Annual Planning/Budget Processes Expenses and Administration	50,000,000.00	9,534,700.00	15,552,200.00	31.1%	34,447,800.00
22021045	Institutional Feeding	720,000,000.00	18,850,000.00	18,850,000.00	2.6%	701,150,000.00
22021047	Community Engagement, Sensitization & Mobilization Activities	70,000,000.00	2,001,000.00	2,001,000.00	2.9%	67,999,000.00
22021052	Project Monitoring & Evaluation (M & E) Expenses	20,000,000.00	6,579,000.00	6,579,000.00	32.9%	13,421,000.00
22021072	School Clubs Activities	25,000,000.00	-	-	0.0%	25,000,000.00
22021073	Guidance & Counselling Activities	15,000,000.00	-	-	0.0%	15,000,000.00
22021075	Extra-curricula Activities (Quiz, Debates, etc)	30,000,000.00	-	-	0.0%	30,000,000.00
23	Capital Expenditure	39,918,350,000.00	2,352,627,777.94	9,394,786,731.62	23.5%	30,523,563,268.38
2301	FIXED ASSETS PURCHASED	5,444,250,000.00	394,968,255.33	1,014,168,085.04	18.6%	4,430,081,914.96
230101	Purchase of Fixed Assets - General	5,444,250,000.00	394,968,255.33	1,014,168,085.04	18.6%	4,430,081,914.96
23010104	Purchase of Motor Cycles	23,000,000.00	-	-	0.0%	23,000,000.00
23010112	Purchase Of Office Furniture and Fittings	10,000,000.00	22,525,477.84	22,525,477.84	225.3%	- 12,525,477.84
23010113	Purchase Of Computers	25,000,000.00	-	9,030,000.00	36.1%	15,970,000.00
23010114	Purchase Of Computer Printers	6,000,000.00	-	-	0.0%	6,000,000.00
23010120	Purchase Of canteen / Kitchen Equipment	35,000,000.00	-	-	0.0%	35,000,000.00
23010124	Purchase Of Teaching / Learning Aid Equipment	1,910,550,000.00	203,379,000.00	487,331,654.31	25.5%	1,423,218,345.69
23010126	Purchase Of Sporting / Gaming Equipment	157,000,000.00	4,246,444.50	6,640,119.15	4.2%	150,359,880.85
23010133	Purchases Of Surveying Equipment	214,000,000.00	-	42,120,000.00	19.7%	171,880,000.00
23010141	Purchase of School Furniture	2,694,700,000.00	164,817,332.99	446,520,833.74	16.6%	2,248,179,166.26
23010142	Purchase of Laboratory Equipment	100,000,000.00	-	-	0.0%	100,000,000.00
23010143	Purchase of Workshop Tools / Equipment	11,500,000.00	-	-	0.0%	11,500,000.00
23010144	Purchase of Heavy Plants and Equipment	2,500,000.00	-	-	0.0%	2,500,000.00
23010146	Purchase of other ICT equipment	250,000,000.00	-	-	0.0%	250,000,000.00
23010152	Purchase of Funmigration Equipment	3,000,000.00	-	-	0.0%	3,000,000.00
23010155	Purchase of Water Supply Equipment	2,000,000.00	-	-	0.0%	2,000,000.00

Code	Economic	2025 Original Budget	2025 Q2 Performance	2025 Performance Year to Date (Q1-Q2)	% Performance Year to Date against 2025 Original Budget	Balance (against Original Budget)
2302	CONSTRUCTION / PROVISION	9,186,000,000.00	915,849,718.19	1,948,780,144.02	21.2%	7,237,219,855.98
230201	Contruction/ Provision of Fixed Assets - General	9,186,000,000.00	915,849,718.19	1,948,780,144.02	21.2%	7,237,219,855.98
23020102	Construction/Provision Of Residential Buildings	52,500,000.00	-	-	0.0%	52,500,000.00
23020103	Construction/Provision Of Electricity / Solar Power	85,000,000.00	-	-	0.0%	85,000,000.00
23020105	Construction/Provision Of Water Facilities	200,000,000.00	39,595,532.53	51,933,290.84	26.0%	148,066,709.16
23020107	Construction/Provision Of Public Schools	8,515,500,000.00	876,254,185.66	1,823,935,333.01	21.4%	6,691,564,666.99
23020131	Construction/Provision Of Religious Structures	85,000,000.00	-	72,911,520.17	85.8%	12,088,479.83
23020146	Construction of Lecture Hall/Theatre/Class Rooms	18,000,000.00	-	-	0.0%	18,000,000.00
23020147	Construction/Provision of Workshops/Laboratories	230,000,000.00	-	-	0.0%	230,000,000.00
2303	REHABILITATION / REPAIRS	3,417,500,000.00	414,571,231.42	889,871,912.25	26.0%	2,527,628,087.75
230301	Rehabilitation/ Repairs of Fixed Assets - General	3,417,500,000.00	414,571,231.42	889,871,912.25	26.0%	2,527,628,087.75
23030106	Rehabilitation/Repairs - Public Schools	3,382,500,000.00	414,571,231.42	889,871,912.25	26.3%	2,492,628,087.75
23030110	Rehabilitation / Repairs - Libraries	25,000,000.00	-	-	0.0%	25,000,000.00
23030136	Rehabilitation/Repairs of Motor Vehicles & Other Utility Vehicles	10,000,000.00	-	-	0.0%	10,000,000.00
2305	OTHER CAPITAL PROJECTS	21,870,600,000.00	627,238,573.00	5,541,966,590.31	25.3%	16,328,633,409.69
230501	Acquisition of Non-Tangible Asset	21,870,600,000.00	627,238,573.00	5,541,966,590.31	25.3%	16,328,633,409.69
23050102	Computer Software Acquisition	105,000,000.00	-	-	0.0%	105,000,000.00
23050103	Monitoring And Evaluation	276,000,000.00	5,792,973.00	12,914,052.00	4.7%	263,085,948.00
23050108	Special Intervention Programmes and Projects	21,489,600,000.00	621,445,600.00	5,529,052,538.31	25.7%	15,960,547,461.69